



US00D581940S

(12) **United States Design Patent**  
**Van Dongen**

(10) **Patent No.:** **US D581,940 S**  
(45) **Date of Patent:** **\*\* Dec. 2, 2008**

(54) **USER INTERFACE FOR A DISPLAY SCREEN**

(75) Inventor: **Niels Van Dongen**, Seattle, WA (US)

(73) Assignee: **Microsoft Corporation**, Redmond, WA (US)

(\*\*) Term: **14 Years**

(21) Appl. No.: **29/249,892**

(22) Filed: **Oct. 25, 2006**

(51) **LOC (8) Cl.** ..... **14-04**

(52) **U.S. Cl.** ..... **D14/486**

(58) **Field of Classification Search** ..... D14/485-95;  
D18/24-33; D19/6; D20/11; D21/324-33;  
715/700-867, 973-77

See application file for complete search history.

(56) **References Cited**

**U.S. PATENT DOCUMENTS**

D392,266 S	3/1998	Snyder et al.
D418,826 S	1/2000	Pavely et al.
D423,483 S	4/2000	Hodgson
D427,574 S	7/2000	Sawada et al.
D438,213 S	2/2001	Herget et al.
D444,476 S	7/2001	Hodgson
D447,751 S	9/2001	Hodgson
D467,251 S	12/2002	Platz et al.
D470,857 S	2/2003	Anderson et al.
D479,720 S	9/2003	Ohashi et al.
D486,499 S	2/2004	Hayashi et al.
D495,715 S	9/2004	Gildred
D500,765 S	1/2005	Wasko
D507,576 S	7/2005	Hally et al.
D507,577 S	7/2005	Totten et al.
D509,509 S	9/2005	Totten et al.
D513,009 S	12/2005	Hone
D513,511 S	1/2006	Decombe

D518,487 S	4/2006	MacKenzie et al.
D519,518 S	4/2006	Gibson
D520,019 S	5/2006	Hally et al.
D520,512 S	5/2006	Clinton et al.
D522,524 S	6/2006	Rovinsky et al.
D528,122 S	9/2006	Cummins et al.
D528,556 S	9/2006	Decombe
D529,509 S	10/2006	Stabb
D541,291 S	4/2007	Zhou et al.
D543,986 S *	6/2007	Rimas-Ribikauskas et al. . D14/485
D548,239 S *	8/2007	Rimas-Ribikauskas et al. . D14/485
D552,620 S *	10/2007	Sato et al. .... D14/486
D554,652 S *	11/2007	Shen et al. .... D14/485
D558,214 S *	12/2007	Parish et al. .... D14/486
D565,627 S *	4/2008	Kase ..... D16/219

\* cited by examiner

*Primary Examiner*—Melanie H Tung

(74) *Attorney, Agent, or Firm*—Banner & Witcoff, Ltd.

(57) **CLAIM**

The ornamental design for a user interface for a display screen, as shown and described.

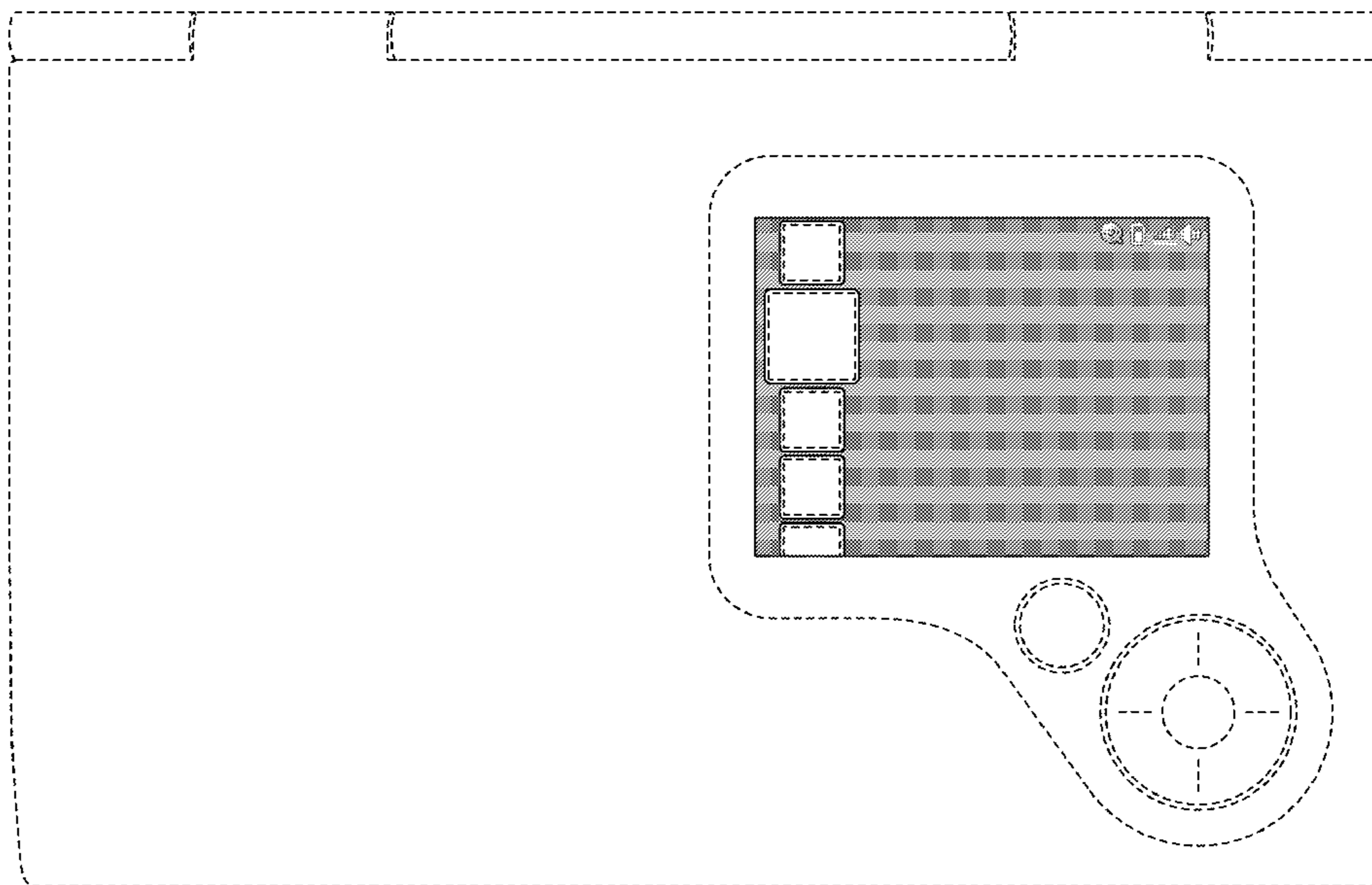
**DESCRIPTION**

FIG. 1 is a front view of a user interface for a display screen showing my new design; and,

FIG. 2 is a front view of a second embodiment of a user interface for a display screen showing my new design.

The broken line showing of the five regions within the claimed area in FIGS. 1 and 2, the indicia in FIG. 2, a device embodying the display screen in FIGS. 1 and 2, and the display screen in FIGS. 1 and 2 is for illustrative purposes only and forms no part of the claimed design.

**1 Claim, 2 Drawing Sheets**



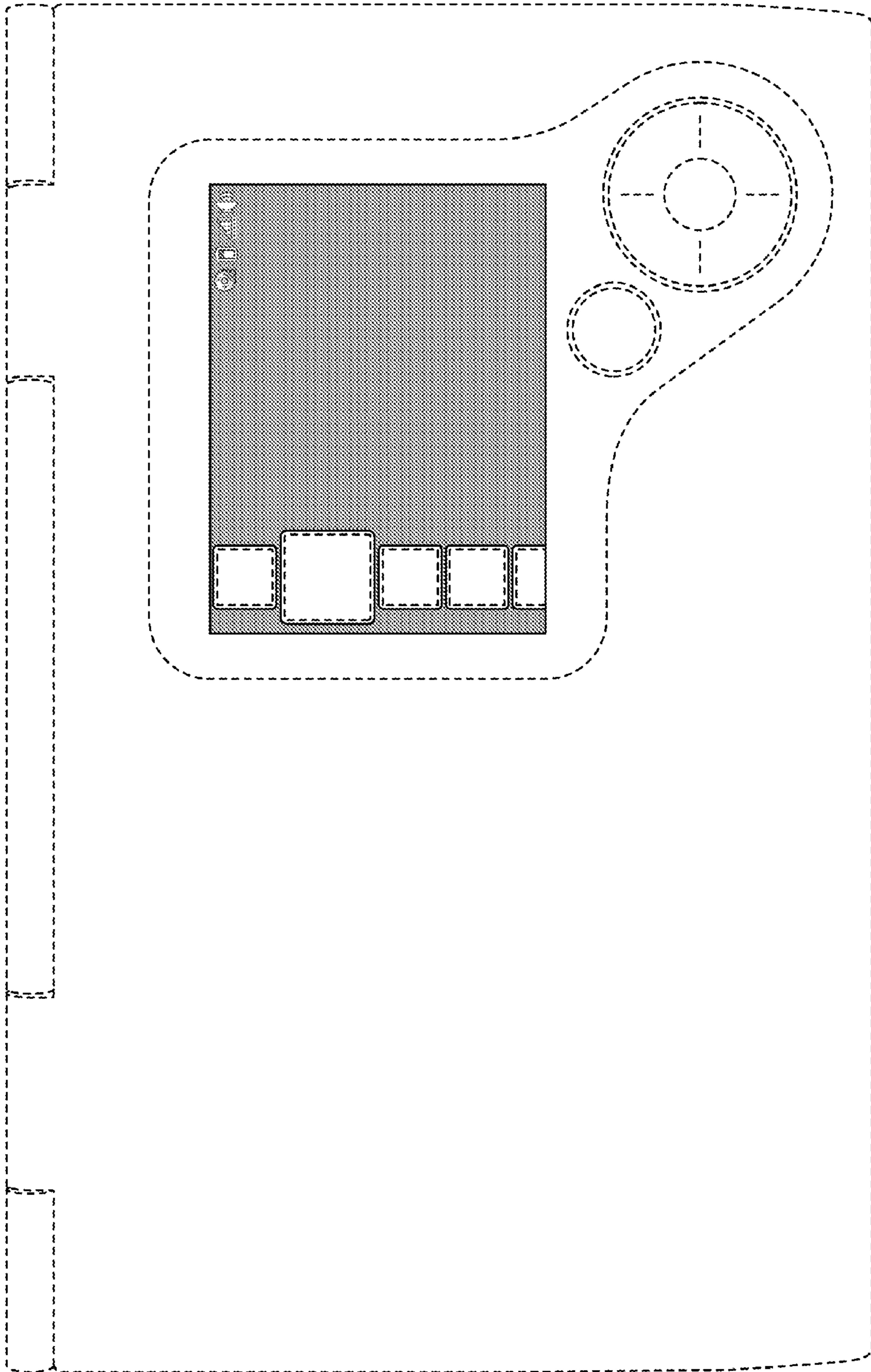


FIG. 1

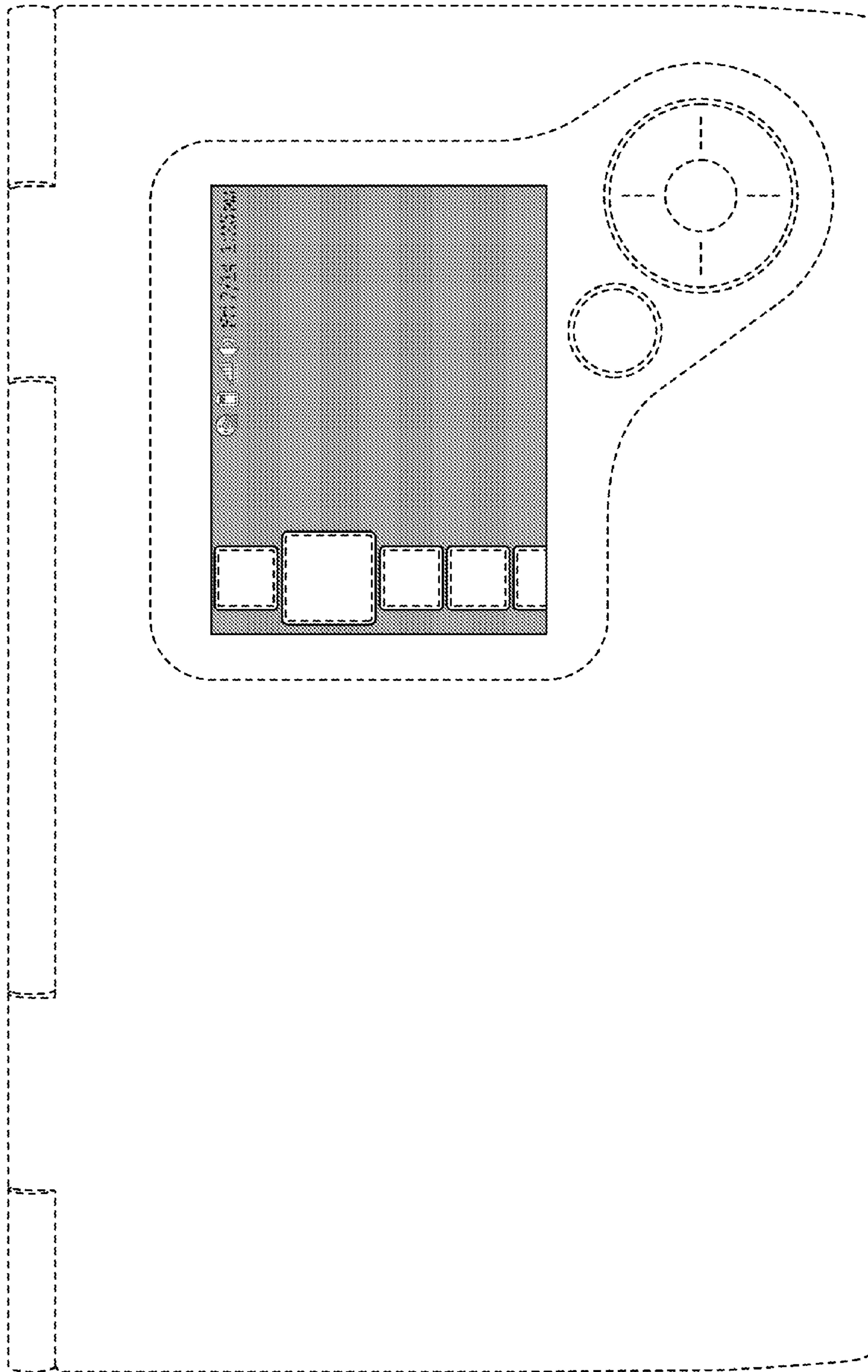


FIG. 2