



US00D581923S

(12) **United States Design Patent**
Griffin et al.

(10) **Patent No.:** **US D581,923 S**
(45) **Date of Patent:** **** Dec. 2, 2008**

(54) **HANDHELD DEVICE**

(75) Inventors: **Jason T. Griffin**, Kitchener (CA);
Cortez Corley, Waterloo (CA); **Roman P. Rak**, Waterloo (CA); **Archer Wun**, North York (CA)

(73) Assignee: **Research In Motion Limited**, Waterloo, Ontario (CA)

(**) Term: **14 Years**

(21) Appl. No.: **29/248,235**

(22) Filed: **Aug. 4, 2006**

(51) **LOC (8) Cl.** **14-02**

(52) **U.S. Cl.** **D14/346**

(58) **Field of Classification Search** D14/346,
D14/341, 342, 343, 344, 345, 347, 439, 137,
D14/138, 374, 248, 496, 125, 129; 345/169,
345/173; 379/433.04, 433.06, 433.07, 433.11,
379/433.12, 433.13; 348/14.02; 455/556.1,
455/556.2, 566, 575.1, 575.3, 575.4, 90.3;
341/22; D13/168; D18/6, 7; D21/329, 331
See application file for complete search history.

(56) **References Cited**

U.S. PATENT DOCUMENTS

D499,709 S *	12/2004	Nuovo et al.	D14/138
D501,454 S *	2/2005	Nuovo et al.	D14/138
D522,484 S *	6/2006	Griffin	D14/138
D525,222 S *	7/2006	Corley et al.	D14/138
D525,223 S *	7/2006	Griffin	D14/138
D545,293 S *	6/2007	Hwang	D14/138
D548,218 S *	8/2007	Hong et al.	D14/138
D550,186 S *	9/2007	Rak	D14/138
D550,641 S *	9/2007	Wang	D14/138

D550,665 S *	9/2007	Griffin et al.	D14/346
D551,227 S *	9/2007	Griffin et al.	D14/346
2005/0272484 A1 *	12/2005	Griffin	455/575.1
2007/0188462 A1 *	8/2007	Lee et al.	345/167

FOREIGN PATENT DOCUMENTS

EM	000575345-0001	*	8/2006
EM	000575345-0002	*	8/2006

OTHER PUBLICATIONS

BlackBerry 7130g, Jun. 2006, http://www.gsmarena.com/blackberry_7130g-1622.php.*

* cited by examiner

Primary Examiner—Cathron Brooks
Assistant Examiner—Angela J Lee

(74) *Attorney, Agent, or Firm*—Brij K. Agarwal; Eckert Seamans Cherin & Mellott, LLC

(57) **CLAIM**

The ornamental design for a handheld device, as shown and described.

DESCRIPTION

FIG. 1 is a front elevational view of a handheld device depicting our new design;

FIG. 2 is a left side elevational view thereof;

FIG. 3 is a right side elevational view thereof;

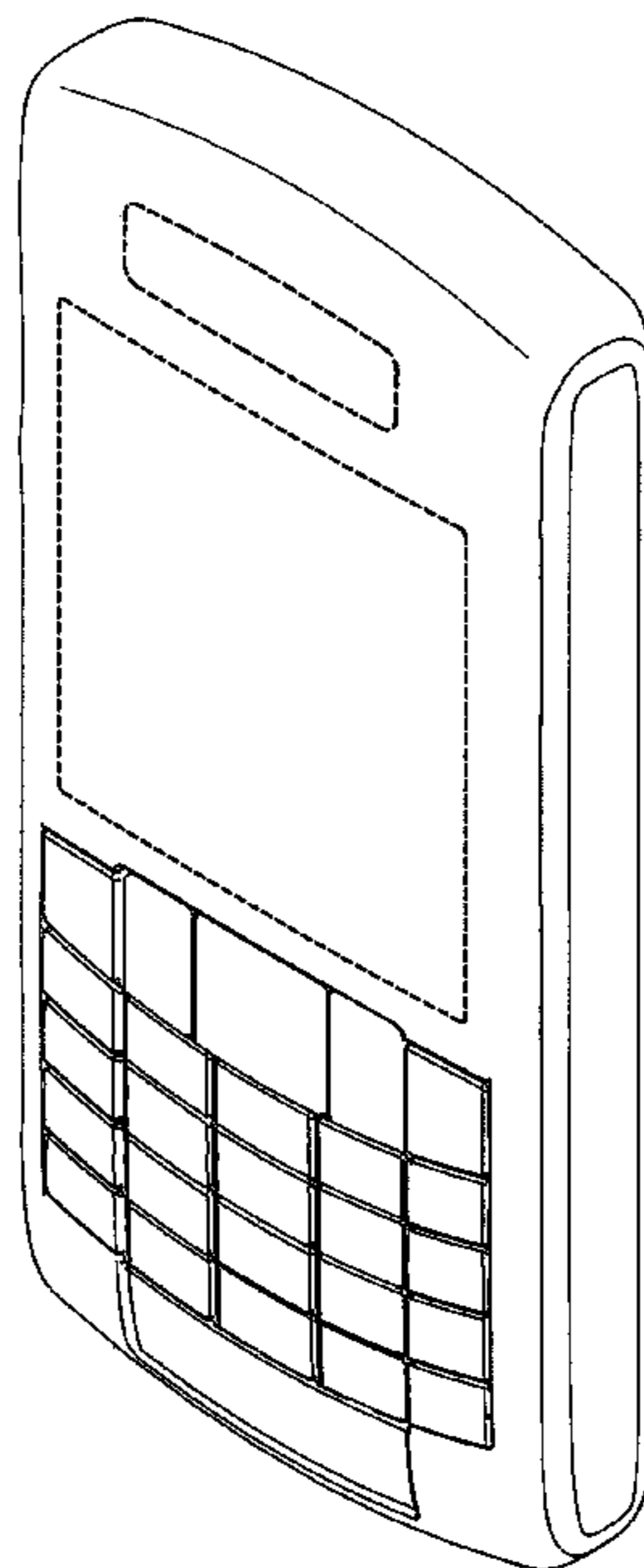
FIG. 4 is a top plan view thereof;

FIG. 5 is a bottom plan view thereof; and,

FIG. 6 is a perspective view thereof.

The broken line showing of portions of the handheld device forms no part of the claimed design.

1 Claim, 4 Drawing Sheets



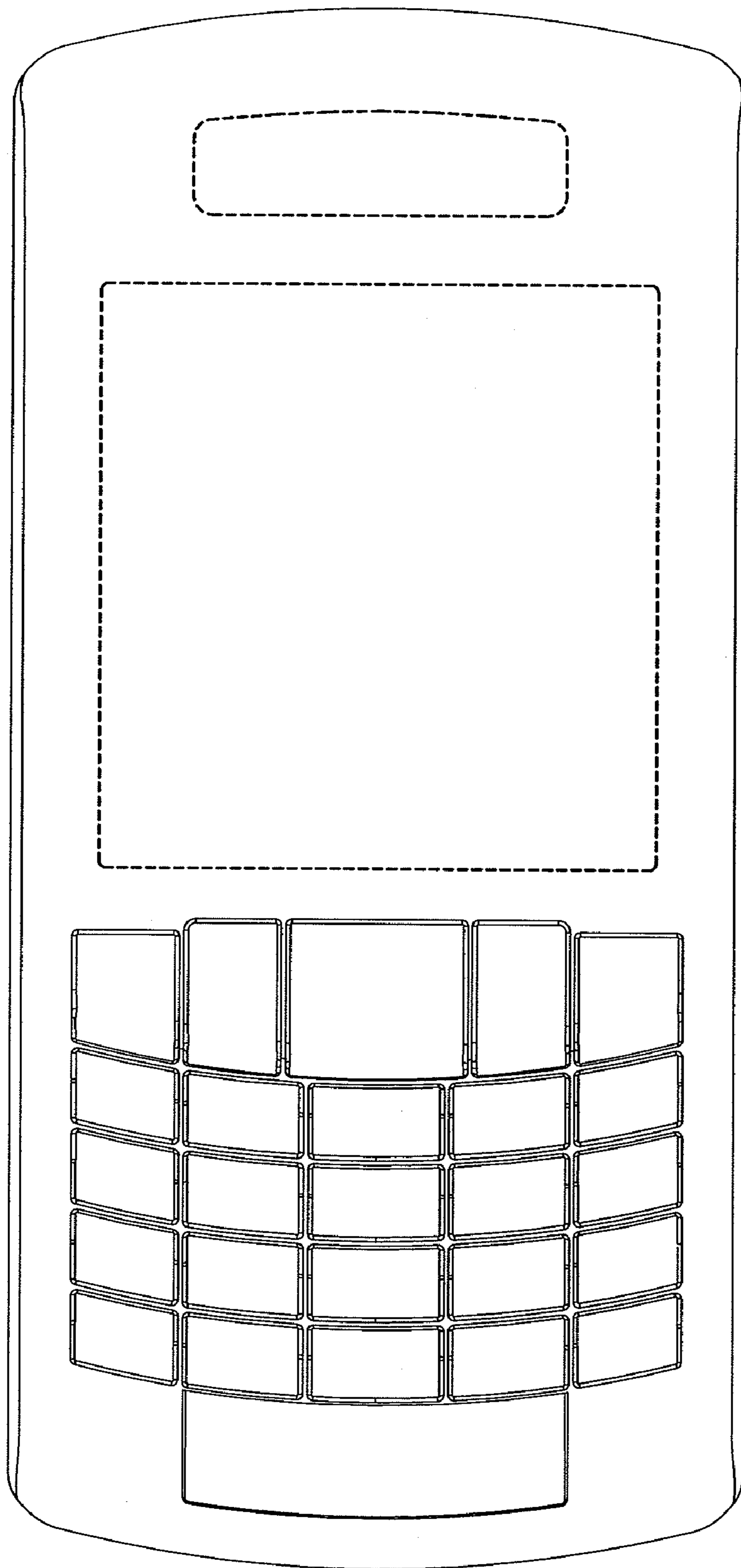


FIG. 1

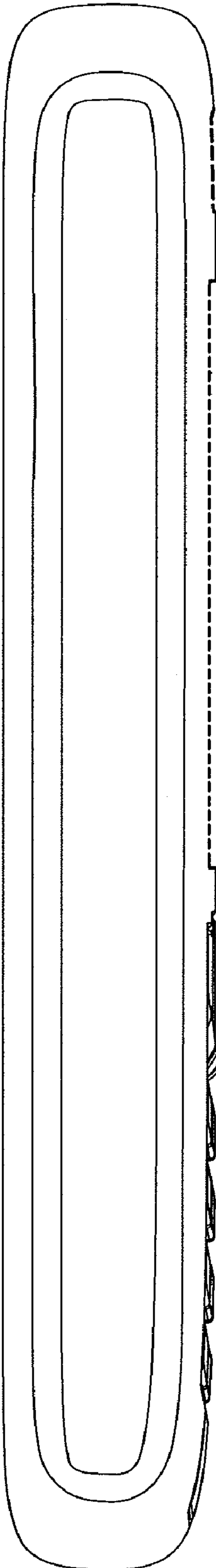


FIG. 2

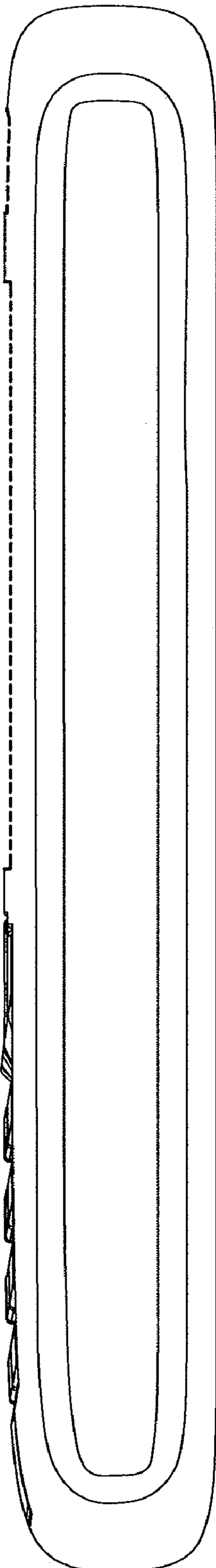


FIG. 3




FIG. 4




FIG. 5

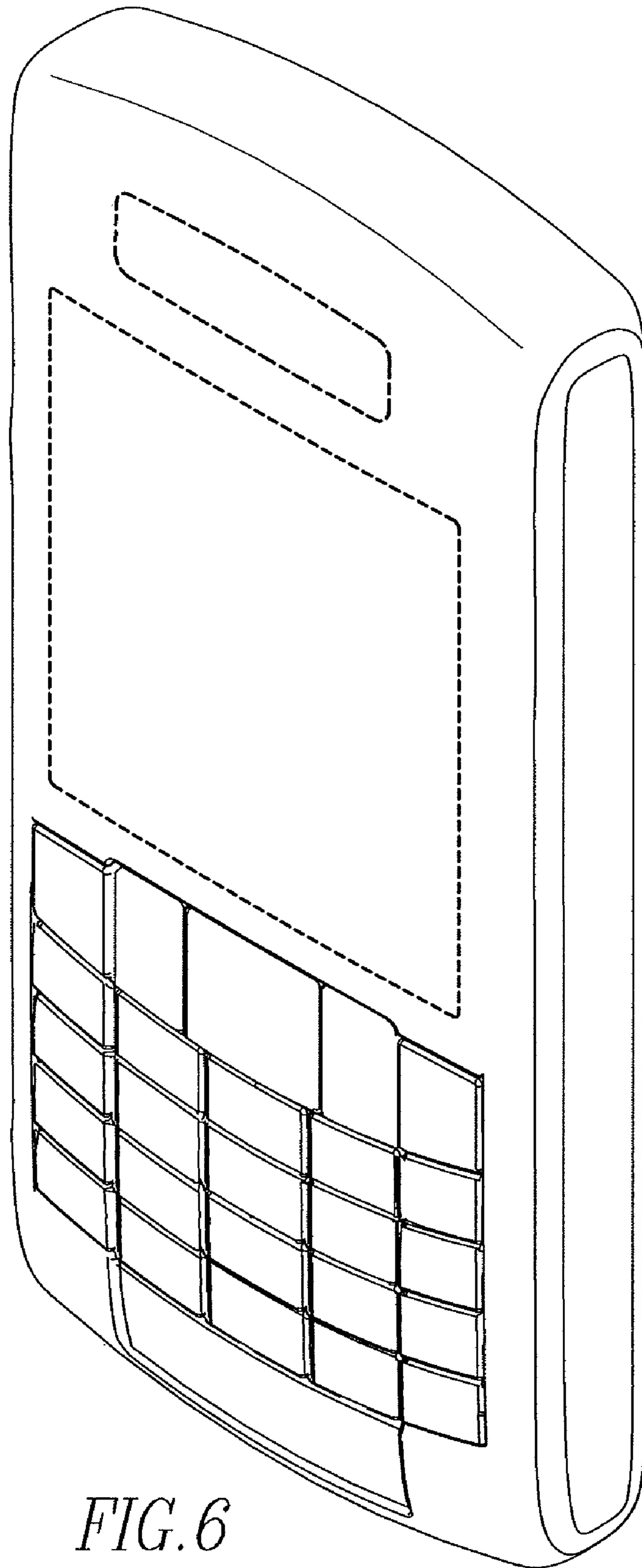


FIG. 6