



US00D581893S

(12) **United States Design Patent**
Kim et al.

(10) **Patent No.:** **US D581,893 S**
(45) **Date of Patent:** **** Dec. 2, 2008**

(54) **CELLULAR PHONE**

(75) Inventors: **Dong-Kyun Kim**, Gyeonggi-do (KR);
Joon-Suh Kim, Gyeonggi-do (KR);
Gee-Hong Yoon, Gyeonggi-do (KR)

(73) Assignee: **Samsung Electronics Co., Ltd.**,
Suwon-Si (KR)

(**) Term: **14 Years**

(21) Appl. No.: **29/290,902**

(22) Filed: **Jan. 29, 2008**

(51) **LOC (8) Cl.** **14-03**

(52) **U.S. Cl.** **D14/138 AA**

(58) **Field of Classification Search** D14/137,
D14/138 R, 138 AA, 138 AD, 138 C, 138 G,
D14/147-148, 156, 218, 247-248, 341-347,
D14/390, 399, 455-456, 496; D16/208;
D21/329, 331, 333, 517; 348/14.01-14.02;
361/814; 379/433.01-433.13; 455/90.3,
455/556.1-556.2, 566, 575.1, 575.3, 575.4;
D13/164, 168; 439/165; 343/702

See application file for complete search history.

(56) **References Cited**

U.S. PATENT DOCUMENTS

D500,992 S * 1/2005 Shen et al. D14/138 AA
D516,049 S * 2/2006 Hwang D14/138 AA
D538,250 S * 3/2007 Choi et al. D14/138 AA
D539,256 S * 3/2007 Kim et al. D14/138 AA
D541,251 S * 4/2007 Lee et al. D14/138 AA
D545,793 S * 7/2007 Kim et al. D14/138 AA
D548,718 S * 8/2007 Davis D14/138 AA
D550,193 S * 9/2007 Kim et al. D14/138 AA
D552,584 S * 10/2007 Lee D14/138 AA

D559,219 S * 1/2008 Suk et al. D14/138 AA
D562,282 S * 2/2008 Suk et al. D14/138 AA
D573,576 S * 7/2008 Kim et al. D14/138
2005/0020327 A1 * 1/2005 Chung et al. 455/575.3

FOREIGN PATENT DOCUMENTS

WO DM/069167 * 7/2007

OTHER PUBLICATIONS

Nokia 3110 classic, announced Feb. 2007, <URL:http://www.gsmarena.com/nokia_3110_classic-pictures-1862.php>, retrieved from internet Sep. 10, 2008 12:29:35 PM.*

LG B2000, announced 1Q 2005, <URL:http://www.gsmarena.com/lg_b2000-pictures-1134.php>, retrieved from internet Sep. 10, 2008 12:37:12 PM.*

* cited by examiner

Primary Examiner—Ian Simmons

Assistant Examiner—Carla Jobe Wright

(74) *Attorney, Agent, or Firm*—Staas & Halsey LLP

(57) **CLAIM**

The ornamental design for a cellular phone, as shown and described.

DESCRIPTION

FIG. 1 is a perspective view of a cellular phone according to our new design;

FIG. 2 is a front elevational view thereof;

FIG. 3 is a rear elevational view thereof;

FIG. 4 is a left side elevational view thereof;

FIG. 5 is a right side elevational view thereof;

FIG. 6 is a top plan view thereof; and,

FIG. 7 is a bottom plan view thereof.

1 Claim, 5 Drawing Sheets

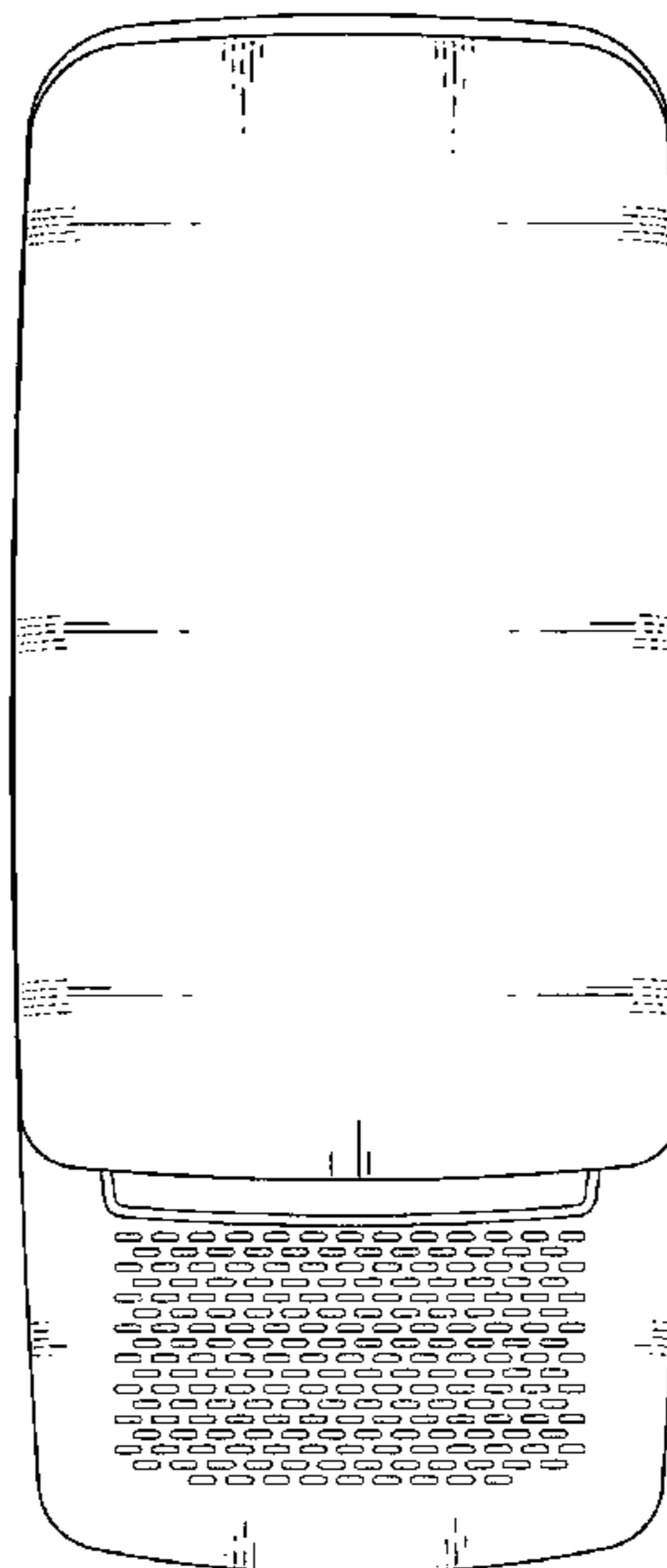
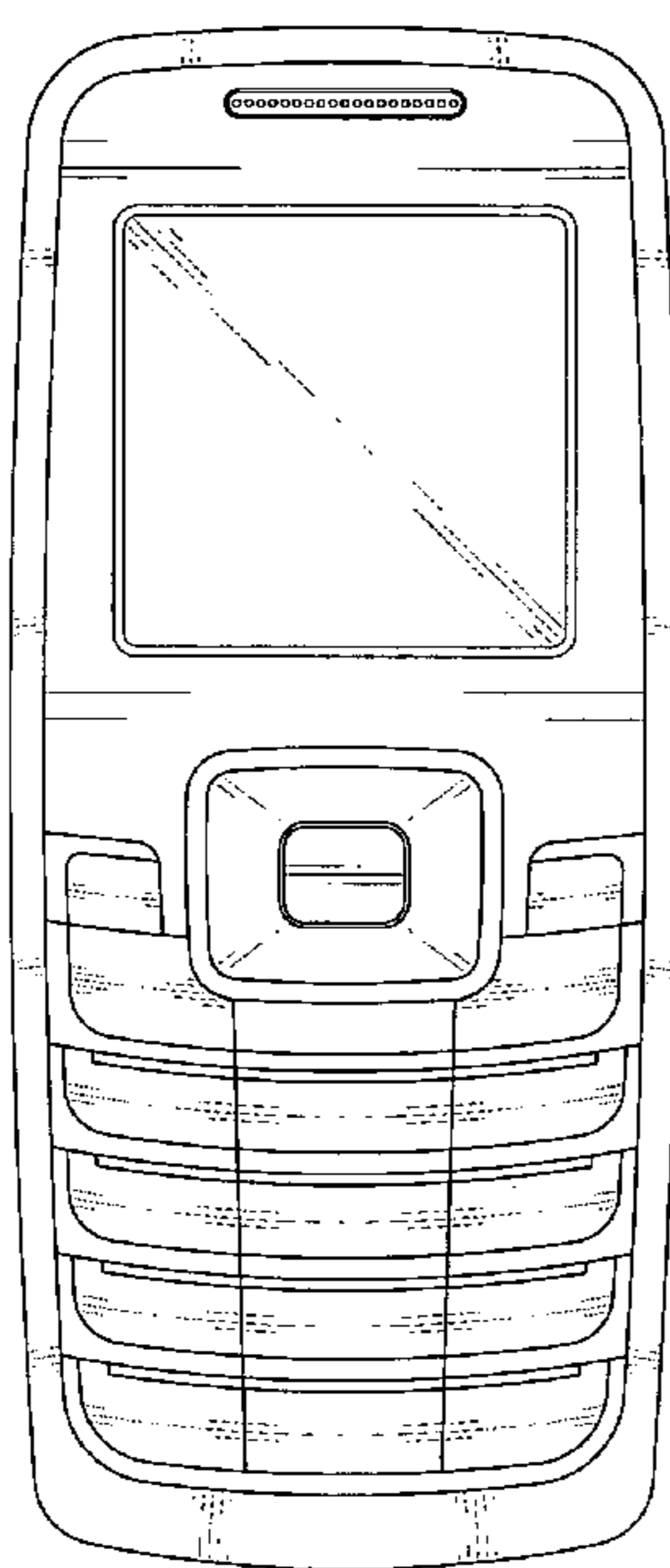


FIG. 1

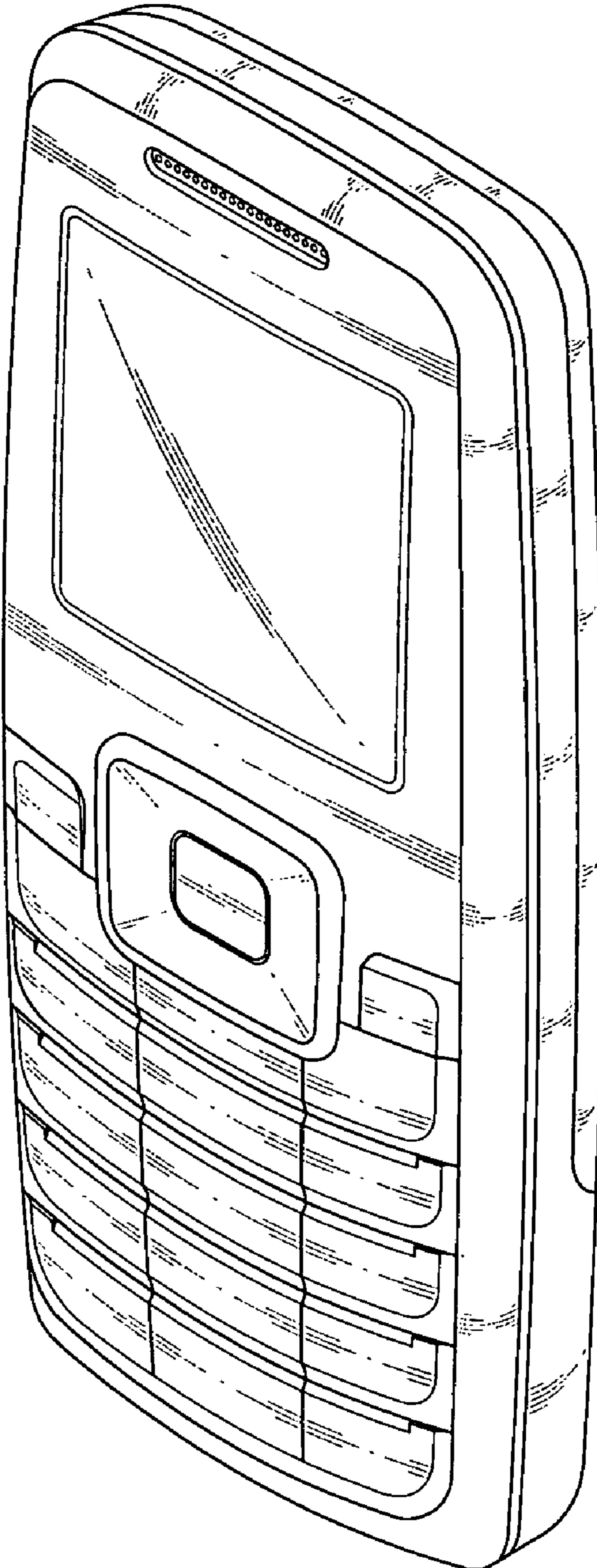


FIG.2

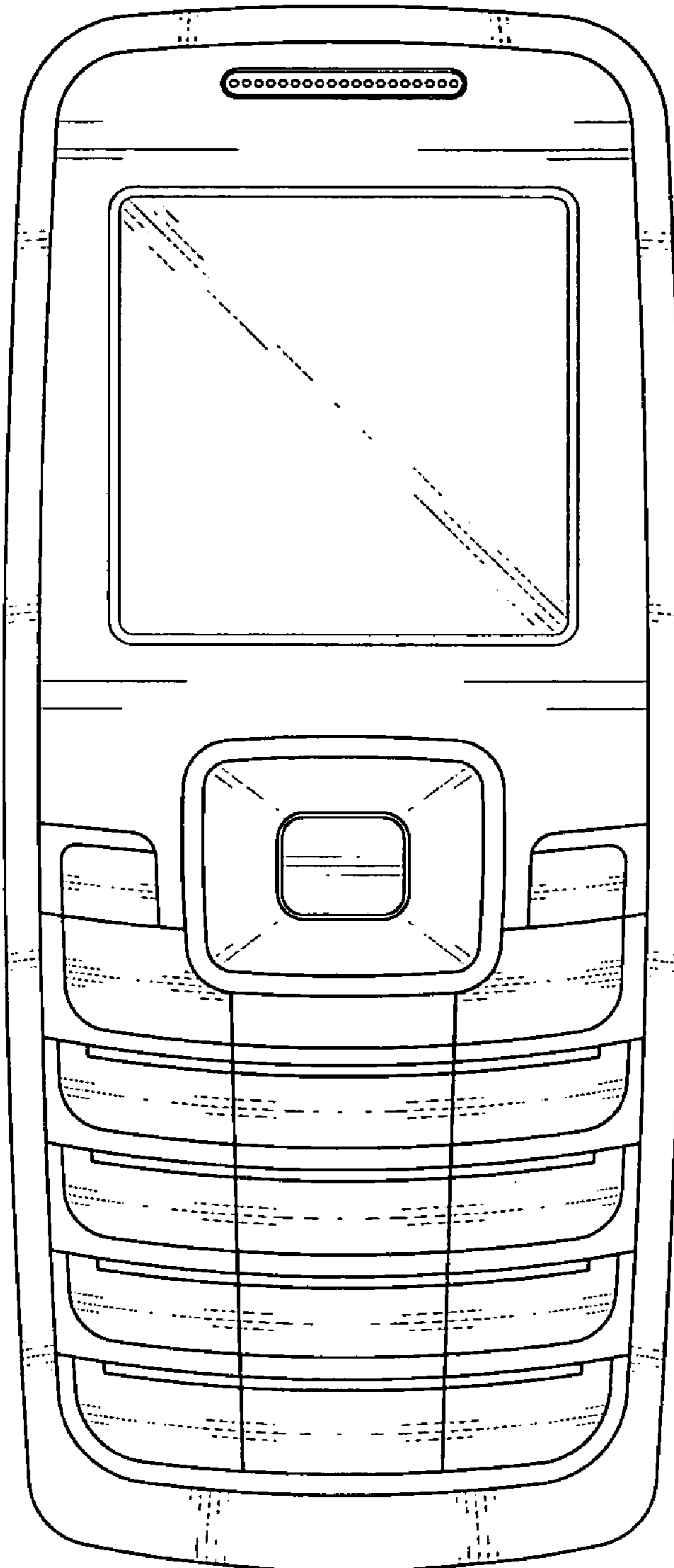


FIG.3

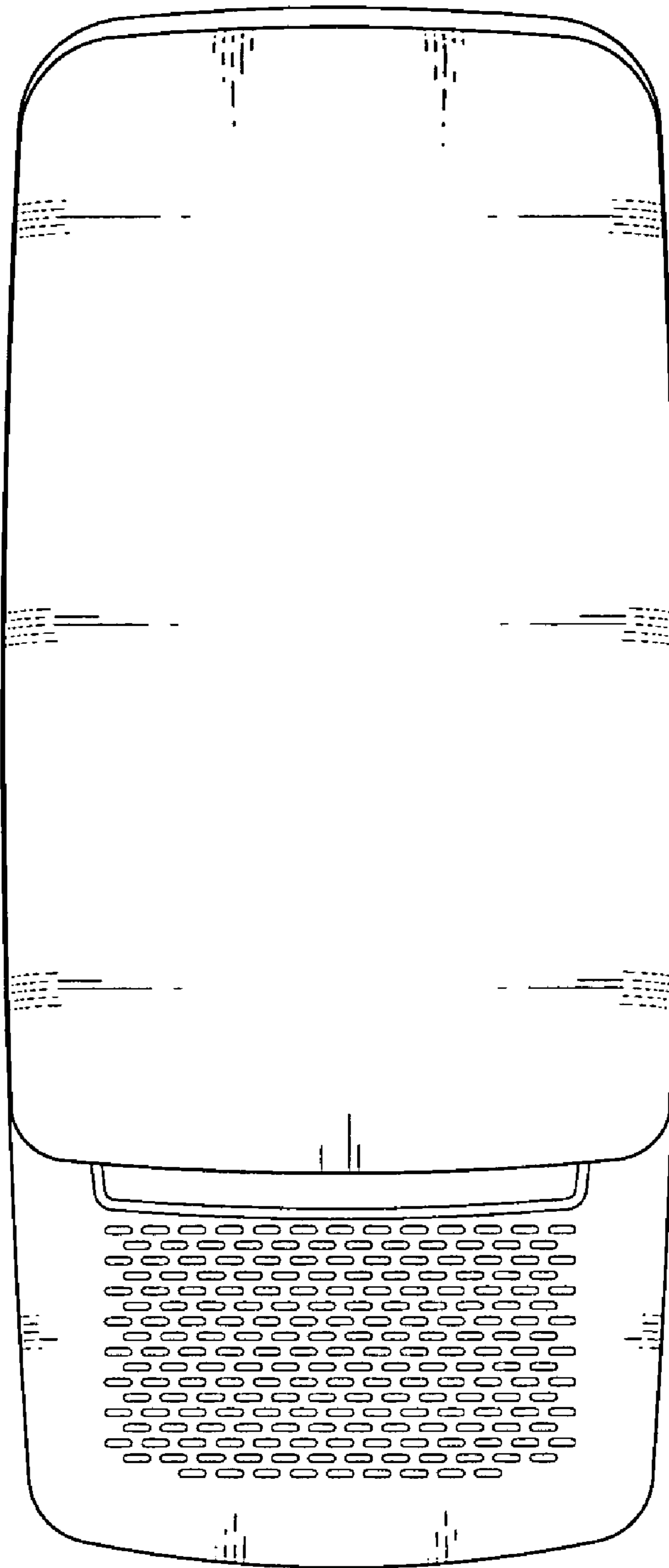


FIG.4

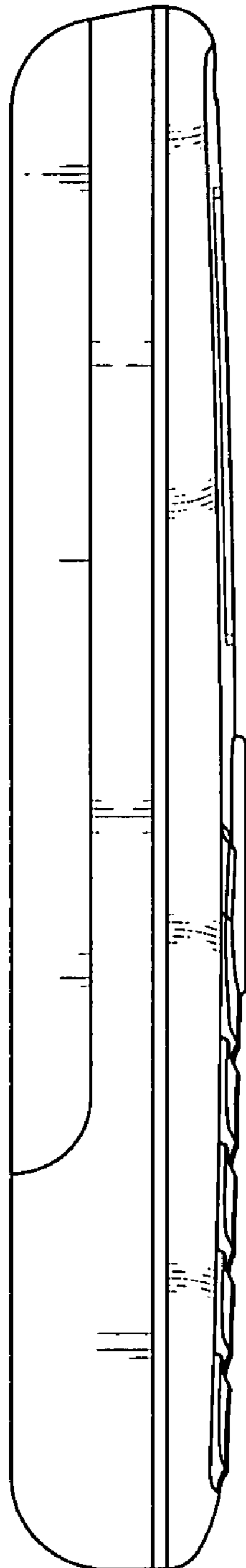


FIG.5

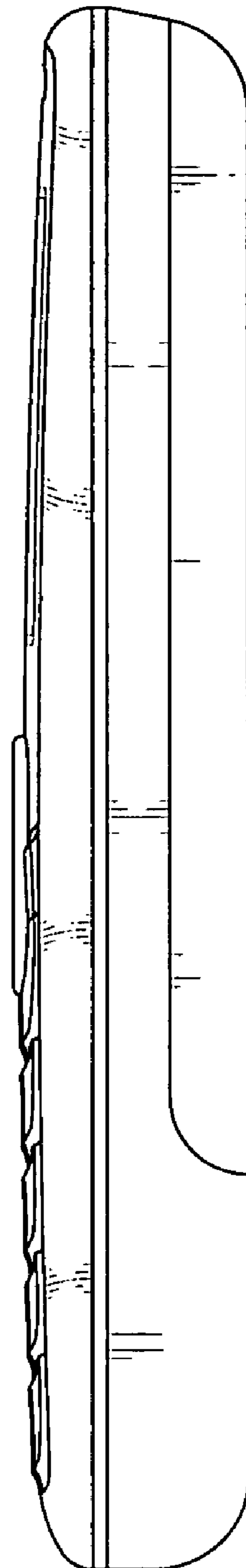


FIG.6

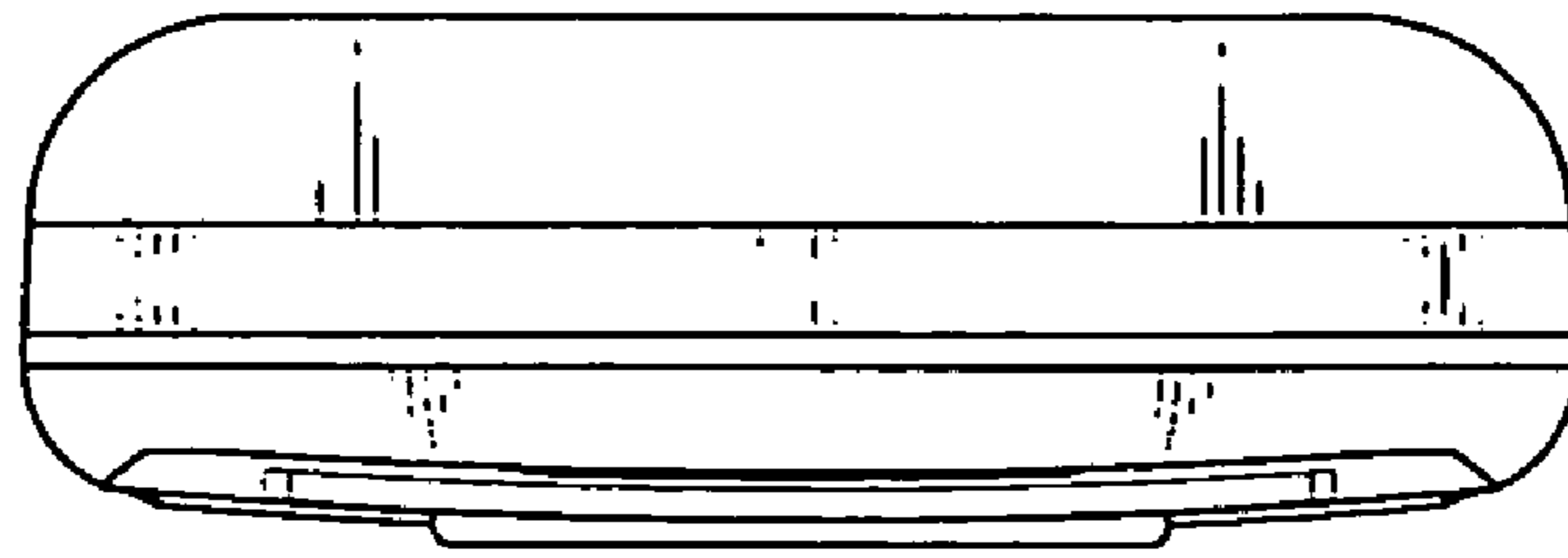


FIG.7

