



US00D581874S

(12) **United States Design Patent**
Zhou

(10) **Patent No.:** **US D581,874 S**
(45) **Date of Patent:** **** Dec. 2, 2008**

(54) **SIX-HOLE POWER EXTENSION SOCKET**

(75) Inventor: **Jian-Lin Zhou**, Dong-guan (CN)

(73) Assignee: **Mig Electronic Industrial Co., Ltd.**,
Dong-guan, Guan-dong Province (CN)

(**) Term: **14 Years**

(21) Appl. No.: **29/290,942**

(22) Filed: **Feb. 1, 2008**

(51) **LOC (8) Cl.** **13-02**

(52) **U.S. Cl.** **D13/139.6**

(58) **Field of Classification Search** D13/137.1,
D13/137.3, 137.4, 139.1, 139.4–139.8, 124,
D13/160, 162; 439/106–108, 188, 535, 650–654
See application file for complete search history.

(56) **References Cited**

U.S. PATENT DOCUMENTS

D379,965 S *	6/1997	Parshad	D13/139.6
D402,963 S *	12/1998	Parshad	D13/139.6
D435,515 S *	12/2000	Stekelenburg	D13/139.6
D444,770 S *	7/2001	Tong et al.	D13/139.8
D445,091 S *	7/2001	Tong et al.	D13/139.8
D489,685 S *	5/2004	Yu	D13/139.8
D508,230 S *	8/2005	Loftus et al.	D13/139.1

D521,452 S *	5/2006	Mori et al.	D13/139.8
D537,041 S *	2/2007	Chesebro et al.	D13/139.8
D549,657 S *	8/2007	Ng	D13/139.8
D560,609 S *	1/2008	Rosenthal et al.	D13/139.4
2006/0234561 A1 *	10/2006	Tanaka	439/652

* cited by examiner

Primary Examiner—Jennifer Rivard

Assistant Examiner—Rosemary K Tarcza

(74) *Attorney, Agent, or Firm*—Troxell Law Office, PLLC

(57) **CLAIM**

The ornamental design for a six-hole power extension socket, as shown and described.

DESCRIPTION

FIG. 1 is a perspective view of a six-hole power extension socket;

FIG. 2 is a front view thereof;

FIG. 3 is a back view thereof;


FIG. 4 is a left side view thereof;

FIG. 5 is a right side view thereof;

FIG. 6 is a top view thereof; and,

FIG. 7 is a bottom view thereof.

1 Claim, 4 Drawing Sheets






FIG. 1

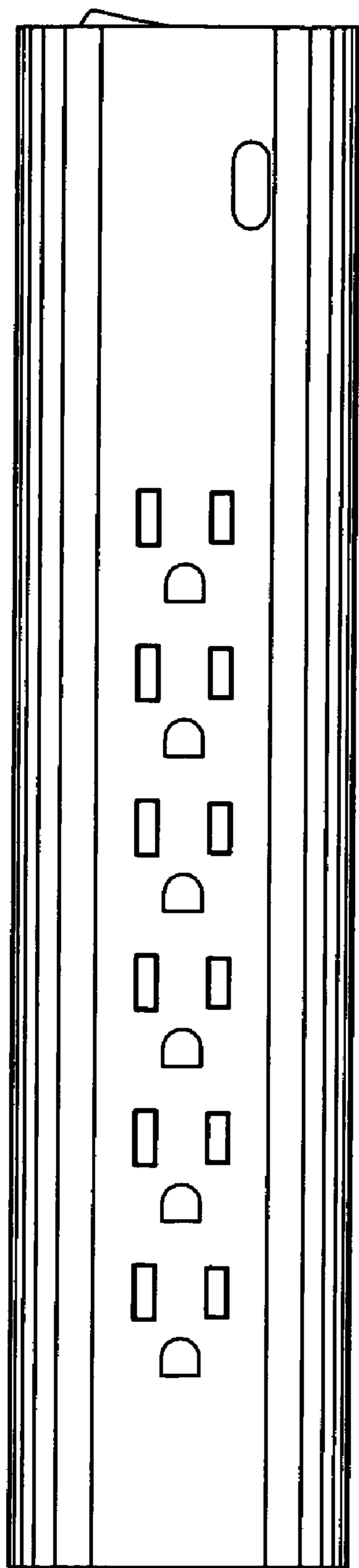


FIG. 2

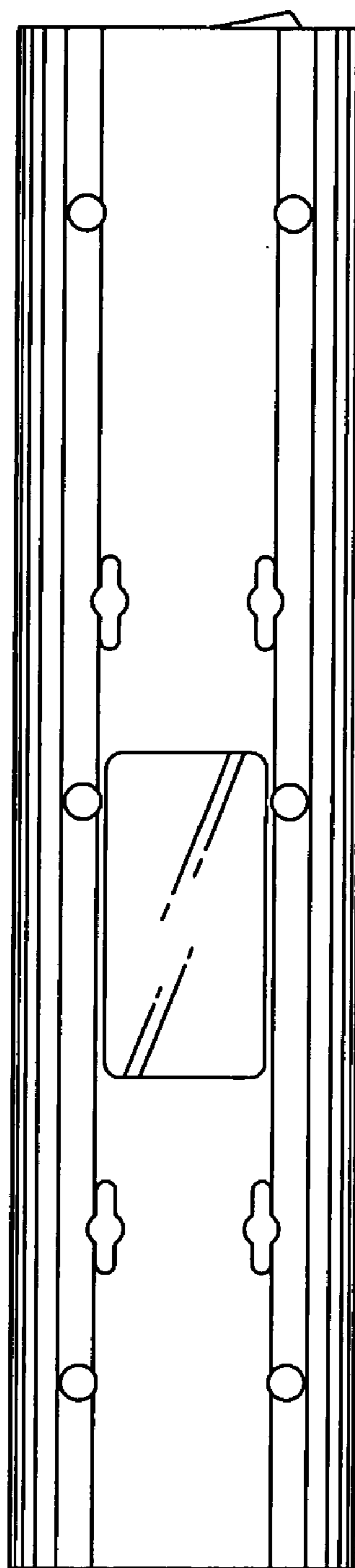


FIG. 3



FIG. 4



FIG. 5

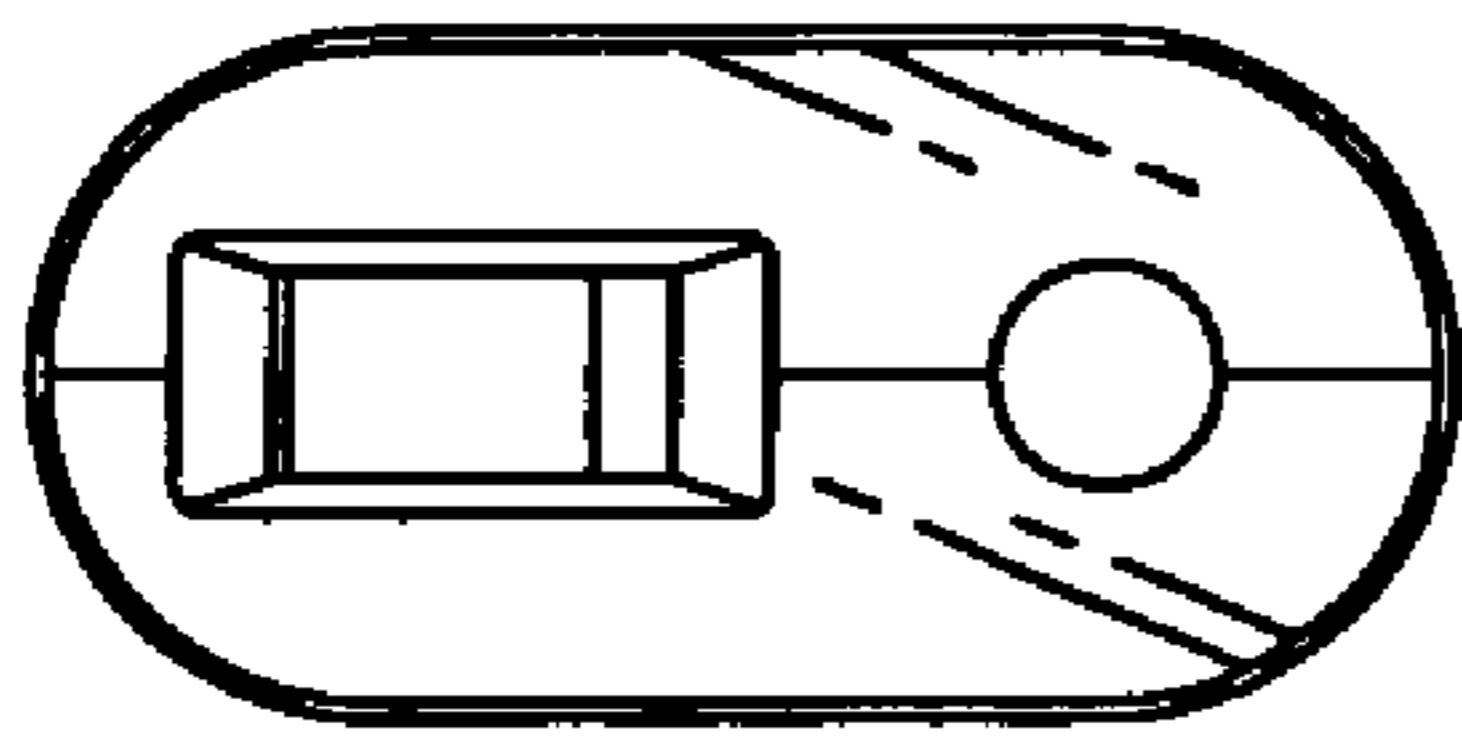


FIG. 6

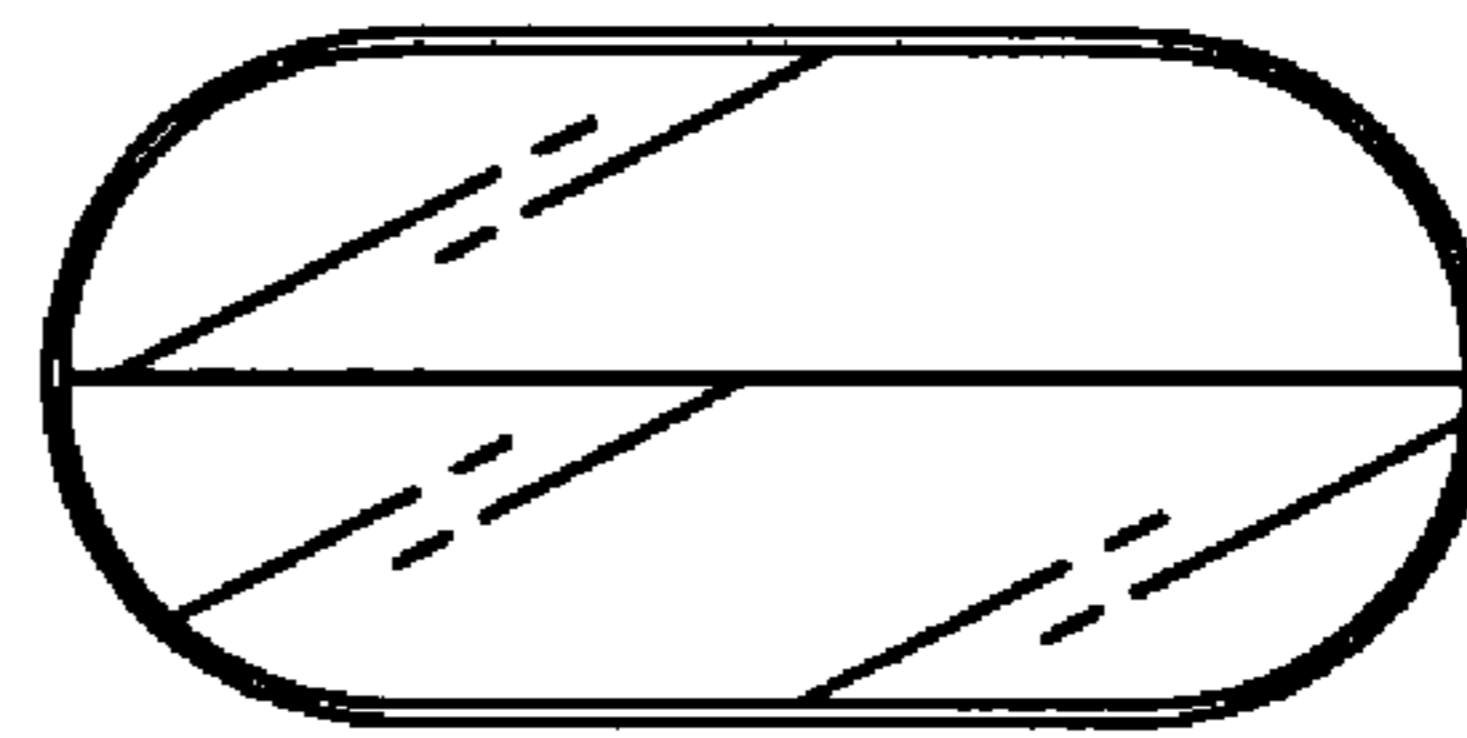


FIG. 7