



US00D581832S

(12) **United States Design Patent**
Oakley

(10) **Patent No.:** **US D581,832 S**

(45) **Date of Patent:** **** Dec. 2, 2008**

(54) **HOCKEY FLAGPOLE FINIAL**

2008/0139348 A1* 6/2008 Nascimento et al. 473/569

(76) Inventor: **Mark E. Oakley**, 625 Loma Vista St., El Segundo, CA (US) 90045

* cited by examiner

Primary Examiner—Cathron Brooks
Assistant Examiner—Michael A Pratt
(74) *Attorney, Agent, or Firm*—Aka Chan LLP

(**) Term: **14 Years**

(21) Appl. No.: **29/302,003**

(57) **CLAIM**

(22) Filed: **Jan. 8, 2008**

The ornamental design for a hockey flagpole finial, as shown and described.

(51) **LOC (8) Cl.** **11-05**

(52) **U.S. Cl.** **D11/181**

(58) **Field of Classification Search** D11/165–167,
D11/172, 180–183; 116/173–175, 28 R;
248/285.1, 519, 535, 536, 538, 539; D20/16,
D20/17, 41, 42; D10/109; D8/378
See application file for complete search history.

DESCRIPTION

FIG. 1 shows a perspective view of a design for a hockey flagpole finial.

FIG. 2 shows a top view of the design.

FIG. 3 shows a bottom view of the design.

FIG. 4 shows a front view of the design. A back view of the design is the same as the front view.

FIG. 5 shows a right side view of the design. A left side view of the design is the same as the right side view; and,

FIG. 6 shows a view of the design of the hockey flagpole finial when placed on a flagpole.

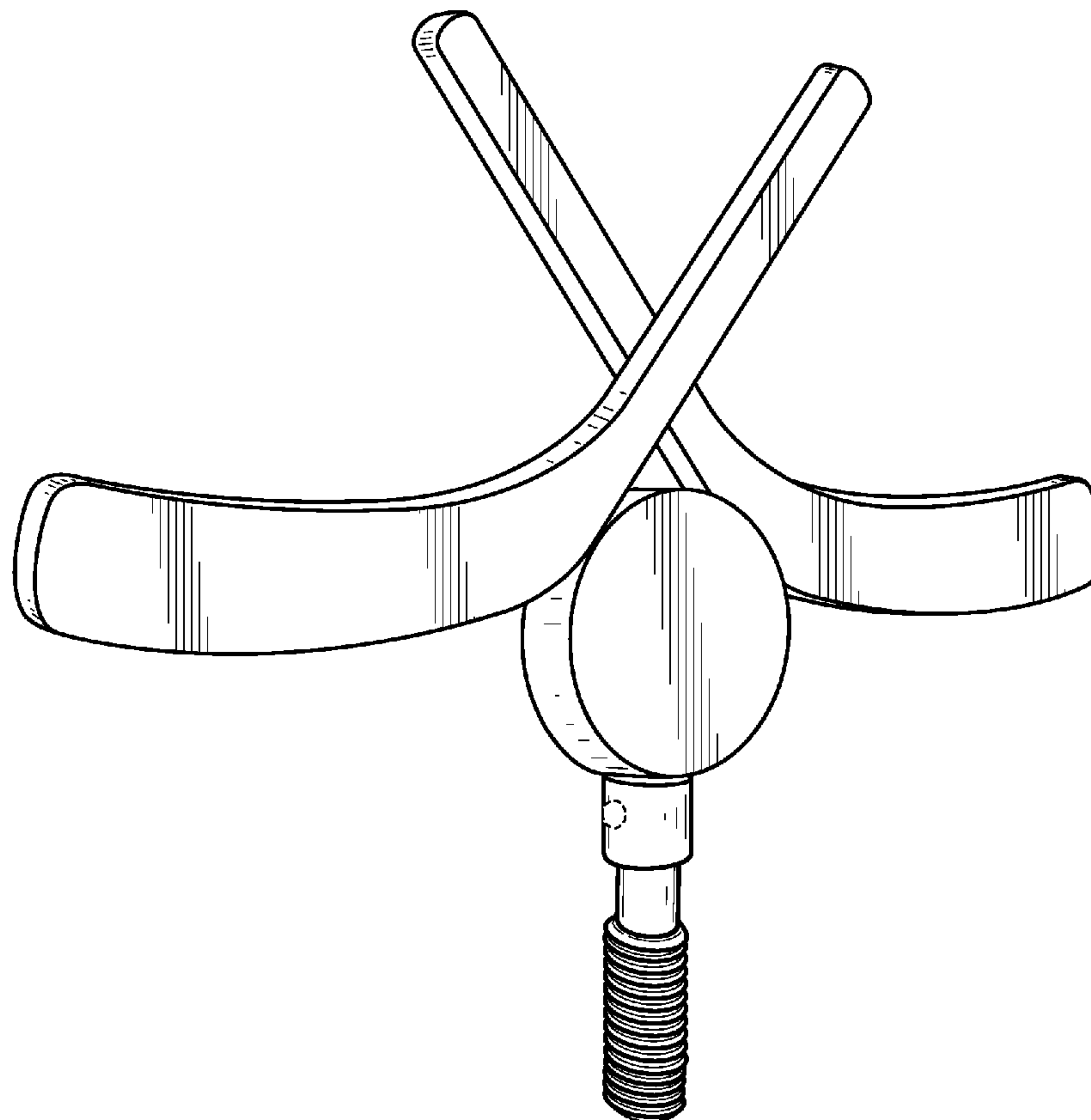
The broken-line features in the figures are for illustrative purposes only and form no part of the claimed design.

(56) **References Cited**

U.S. PATENT DOCUMENTS

D265,075 S *	6/1982	Ornatek	D11/166
D530,647 S *	10/2006	McRoy	D11/181
D553,965 S *	10/2007	Ellbogen	D8/378
D568,207 S *	5/2008	Oakley	D11/181
2005/0070382 A1 *	3/2005	Loschiavo	473/563
2007/0251651 A1 *	11/2007	Kessler	160/38

1 Claim, 6 Drawing Sheets



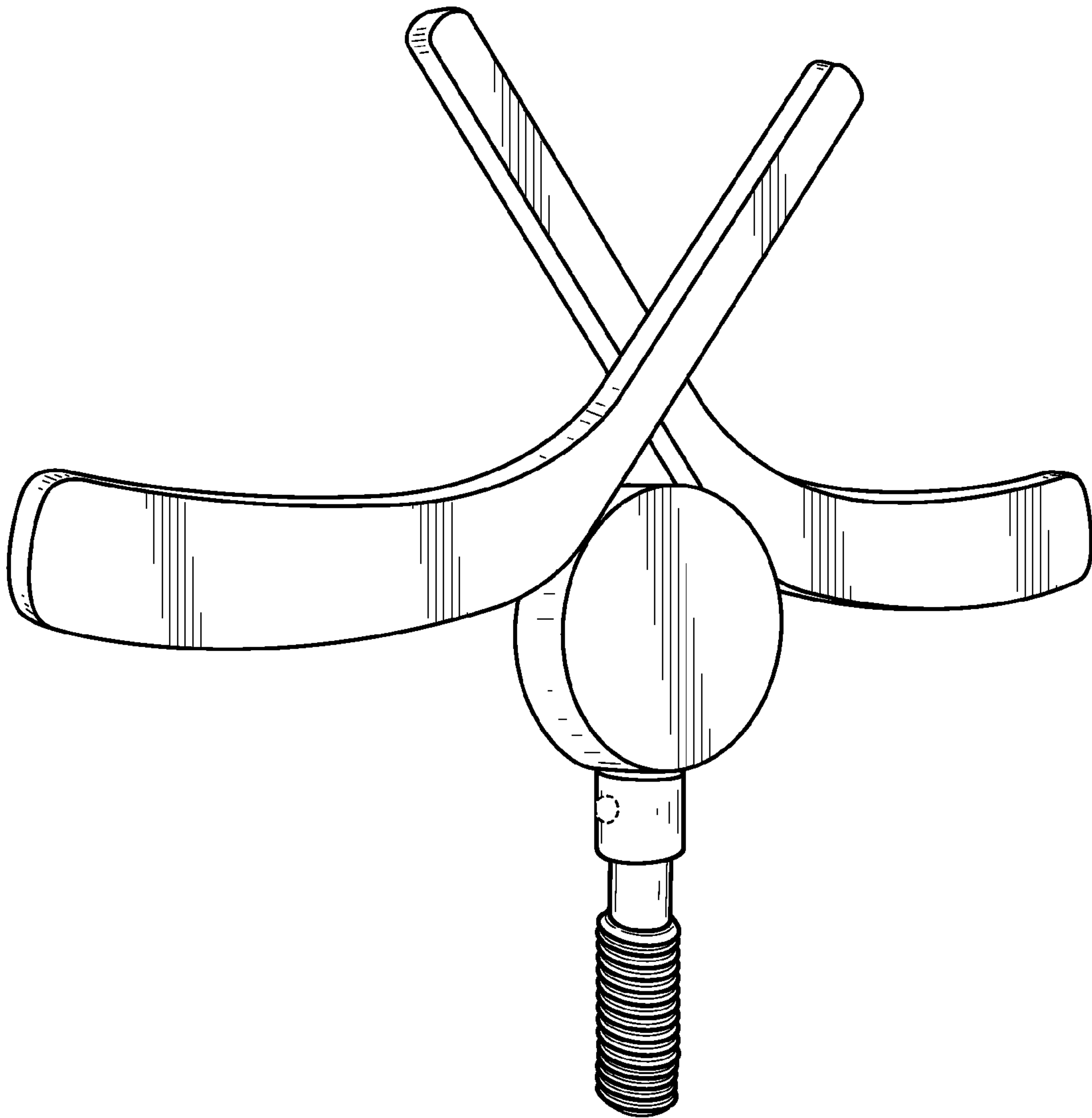


FIG. 1




FIG. 2

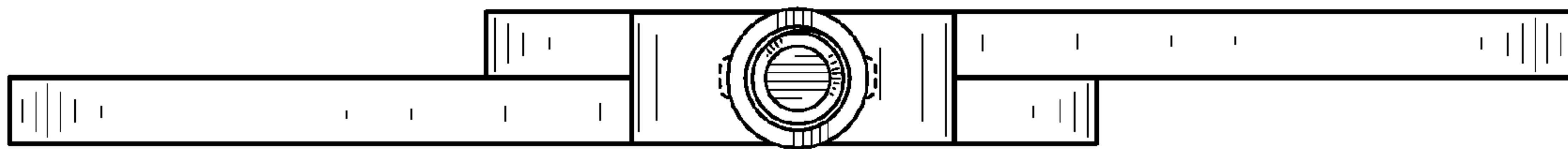


FIG. 3

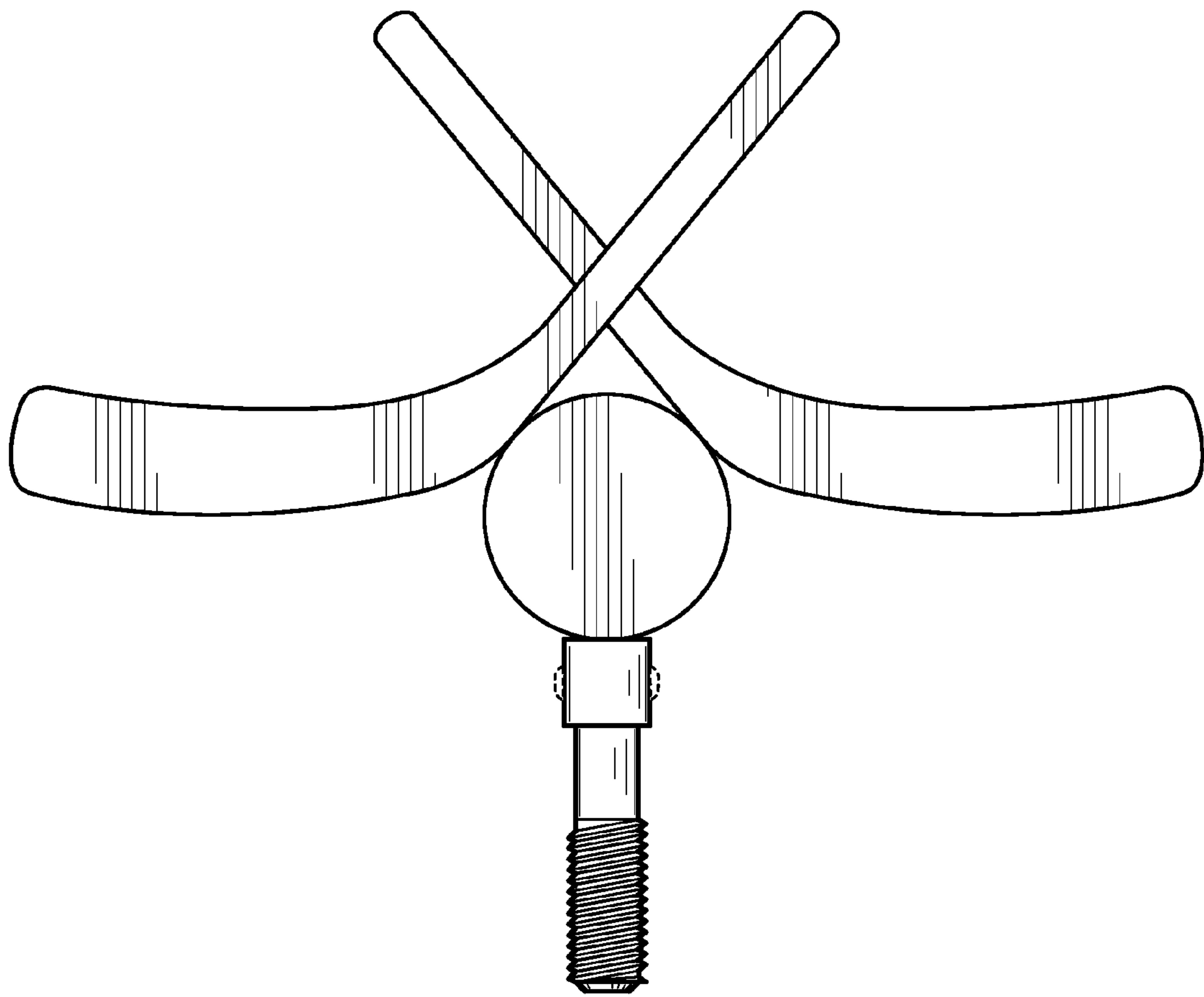


FIG. 4

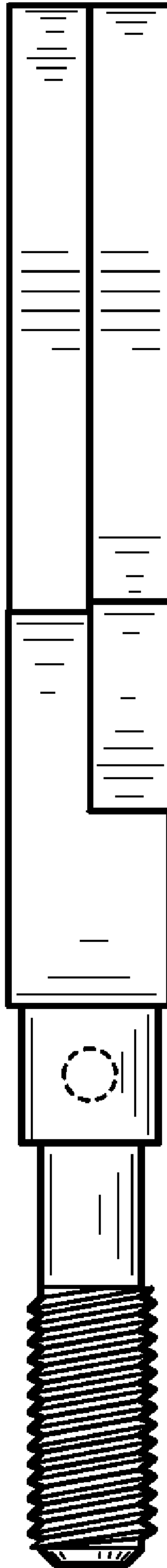


FIG. 5

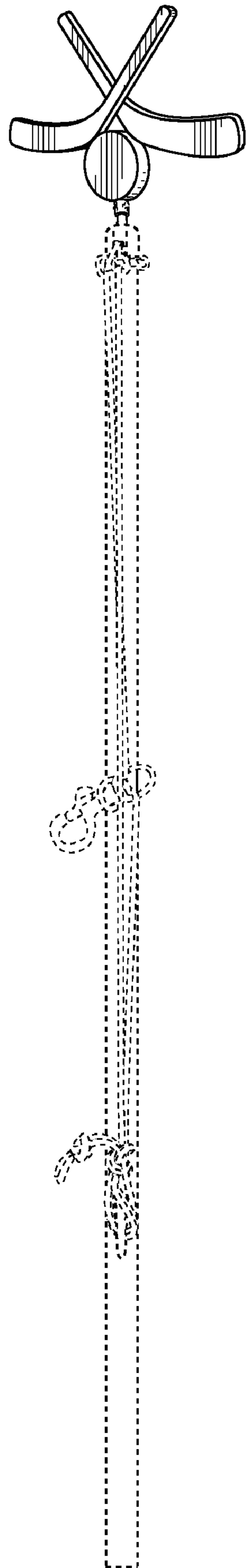


FIG. 6