



US00D581830S

(12) **United States Design Patent**
Slabaugh

(10) **Patent No.:** **US D581,830 S**

(45) **Date of Patent:** **** Dec. 2, 2008**

(54) **PAW SHAPED ORNAMENT**

(76) **Inventor:** **David C. Slabaugh**, 217 S. 155th Ave.,
Omaha, NE (US) 68154

(**) **Term:** **14 Years**

(21) **Appl. No.:** **29/307,140**

(22) **Filed:** **Apr. 2, 2008**

(51) **LOC (8) Cl.** **11-05**

(52) **U.S. Cl.** **D11/127; D11/121; D11/125**

(58) **Field of Classification Search** D11/117,
D11/118, 119, 120, 121, 124, 125, 127, 128,
D11/130, 131, 132, 133, 134, 135, 157, 158;
D30/144, 152; 428/7, 8, 9, 10, 11
See application file for complete search history.

(56) **References Cited**

U.S. PATENT DOCUMENTS

2,353,853	A *	7/1944	Sayford	428/11
3,829,348	A *	8/1974	Spiegel et al.	428/11
D357,588	S *	4/1995	Fachinger	D6/304
D360,304	S *	7/1995	Fachinger	D6/304
D445,518	S *	7/2001	Warden	D26/38
D467,393	S *	12/2002	Warden	D30/155
D473,769	S *	4/2003	Kelleghan	D8/38
D476,767	S *	7/2003	Warden	D26/38
D494,500	S *	8/2004	Brown et al.	D11/133
D504,223	S *	4/2005	Tamburri	D3/211

D507,119	S *	7/2005	Reeves, Jr.	D6/304
D559,729	S *	1/2008	Chen	D11/121
D560,862	S *	1/2008	Knuth et al.	D30/155
D561,411	S *	2/2008	Pipenur	D30/155
D563,824	S *	3/2008	Chen	D11/121
D570,729	S *	6/2008	Chen	D11/125
D571,108	S *	6/2008	Slabaugh	D6/310
D571,929	S *	6/2008	Palmer, III	D25/2
D572,141	S *	7/2008	Slabaugh	D9/601

* cited by examiner

Primary Examiner—Stella M Reid

Assistant Examiner—Elizabeth J Oswecki

(74) *Attorney, Agent, or Firm*—Suiter Swantz pc llo

(57) **CLAIM**

The ornamental design for a paw shaped ornament, as shown and described.

DESCRIPTION

FIG. 1 is a perspective view of a paw shaped ornament showing my new design;

FIG. 2 is a front elevation view thereof, on a reduced scale;

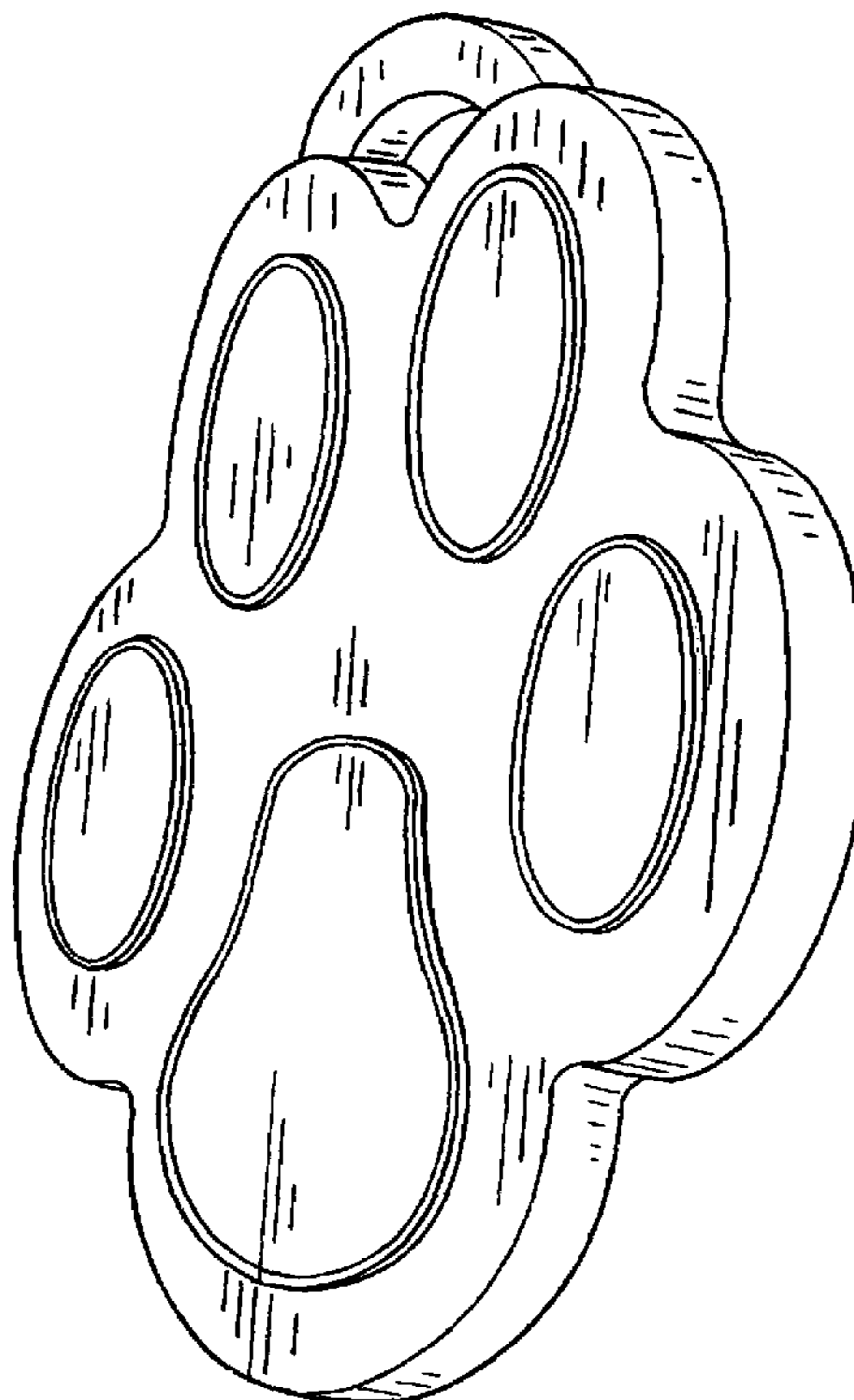
FIG. 3 is a top plan view thereof;

FIG. 4 is a side elevation view thereof;

FIG. 5 is a back elevation view thereof; and,

FIG. 6 is a bottom plan view thereof.

1 Claim, 2 Drawing Sheets



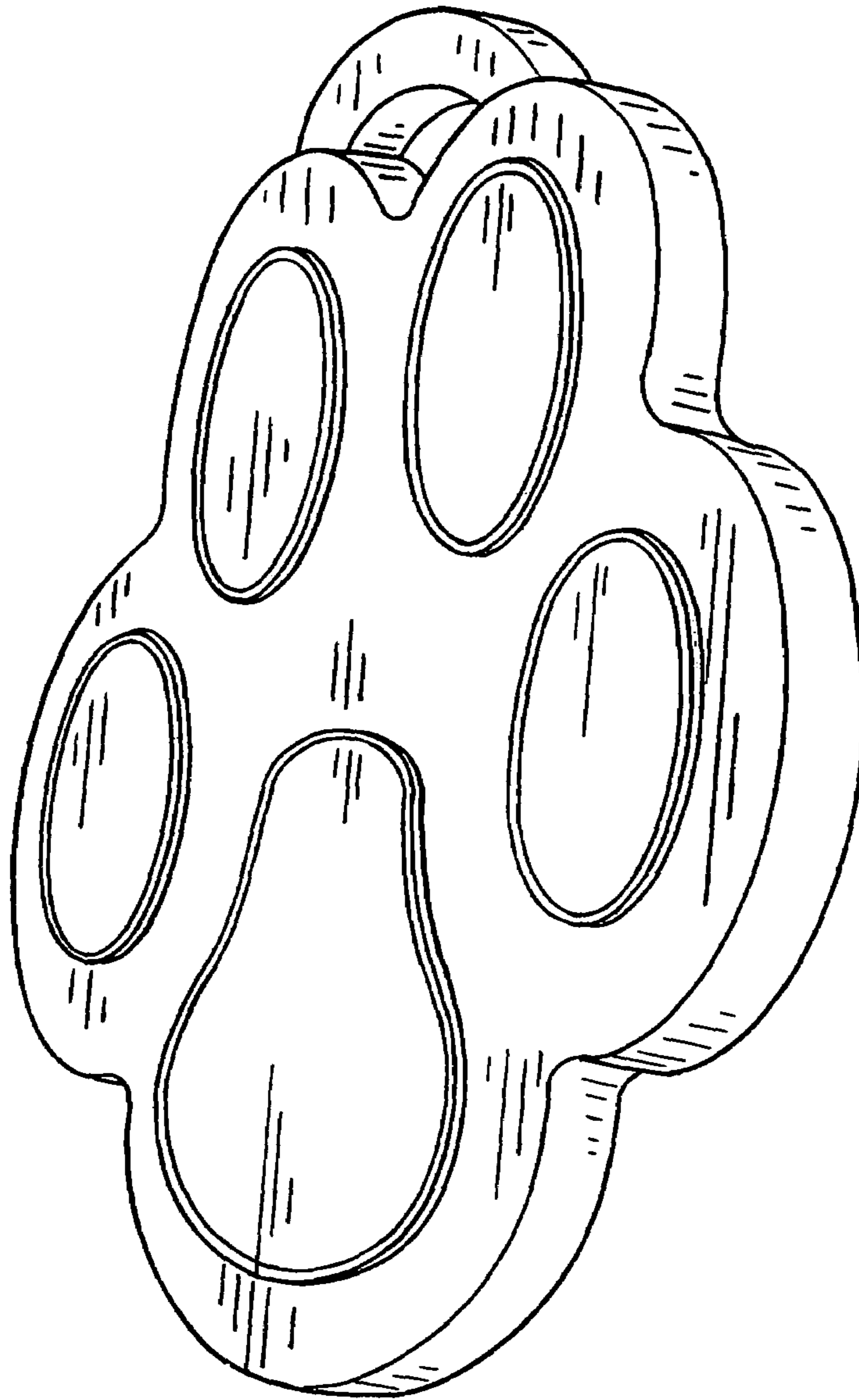


FIG. 1




FIG. 2




FIG. 3



FIG. 4




FIG. 5




FIG. 6