



US00D581822S

(12) **United States Design Patent**
Madison et al.

(10) **Patent No.:** **US D581,822 S**

(45) **Date of Patent:** **** Dec. 2, 2008**

(54) **TEST LIGHT**

D409,929 S * 5/1999 Fisher et al. D10/78
D409,930 S * 5/1999 Suurmeijer D10/78
7,385,382 B2 * 6/2008 Wilferd 324/72.5

(75) Inventors: **Robert Madison**, Anaheim, CA (US);
Keith Andreasen, Huntington Beach,
CA (US)

* cited by examiner

(73) Assignee: **Innova Electronics Corporation**,
Fountain Valley, CA (US)

Primary Examiner—Antoine D Davis
(74) *Attorney, Agent, or Firm*—Stetina Brunda Garred &
Brucker

(**) Term: **14 Years**

(57) **CLAIM**

(21) Appl. No.: **29/270,862**

The ornamental design for a test light, as shown and
described.

(22) Filed: **Jan. 5, 2007**

(51) **LOC (8) Cl.** **10-04**

(52) **U.S. Cl.** **D10/78**

(58) **Field of Classification Search** D10/78;
324/122, 133, 149, 509, 556, 72.5, 503, 511,
324/555

See application file for complete search history.

DESCRIPTION


FIG. 1 is a left side view of the invention;
FIG. 2 is a right side view of the invention;
FIG. 3 is a top view of the invention;
FIG. 4 is a bottom view of the invention;
FIG. 5 is a front view of the invention; and,
FIG. 6 is a rear view of the invention.

(56) **References Cited**

U.S. PATENT DOCUMENTS

D355,861 S * 2/1995 Walsh D10/78

1 Claim, 1 Drawing Sheet






Fig. 1




Fig. 2

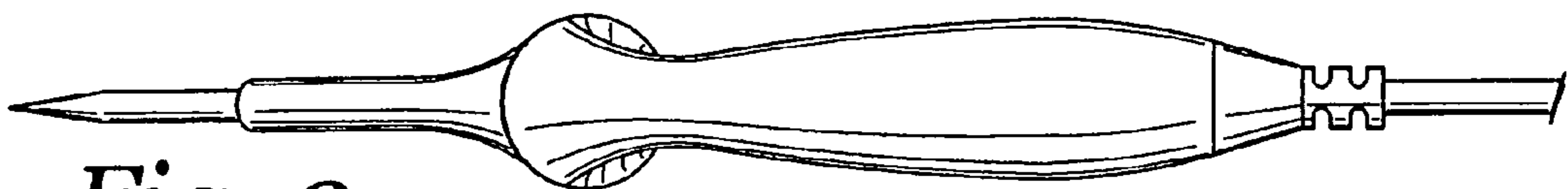


Fig. 3

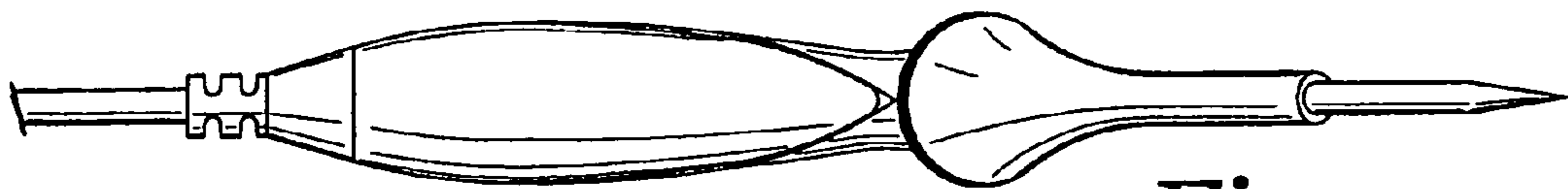


Fig. 4

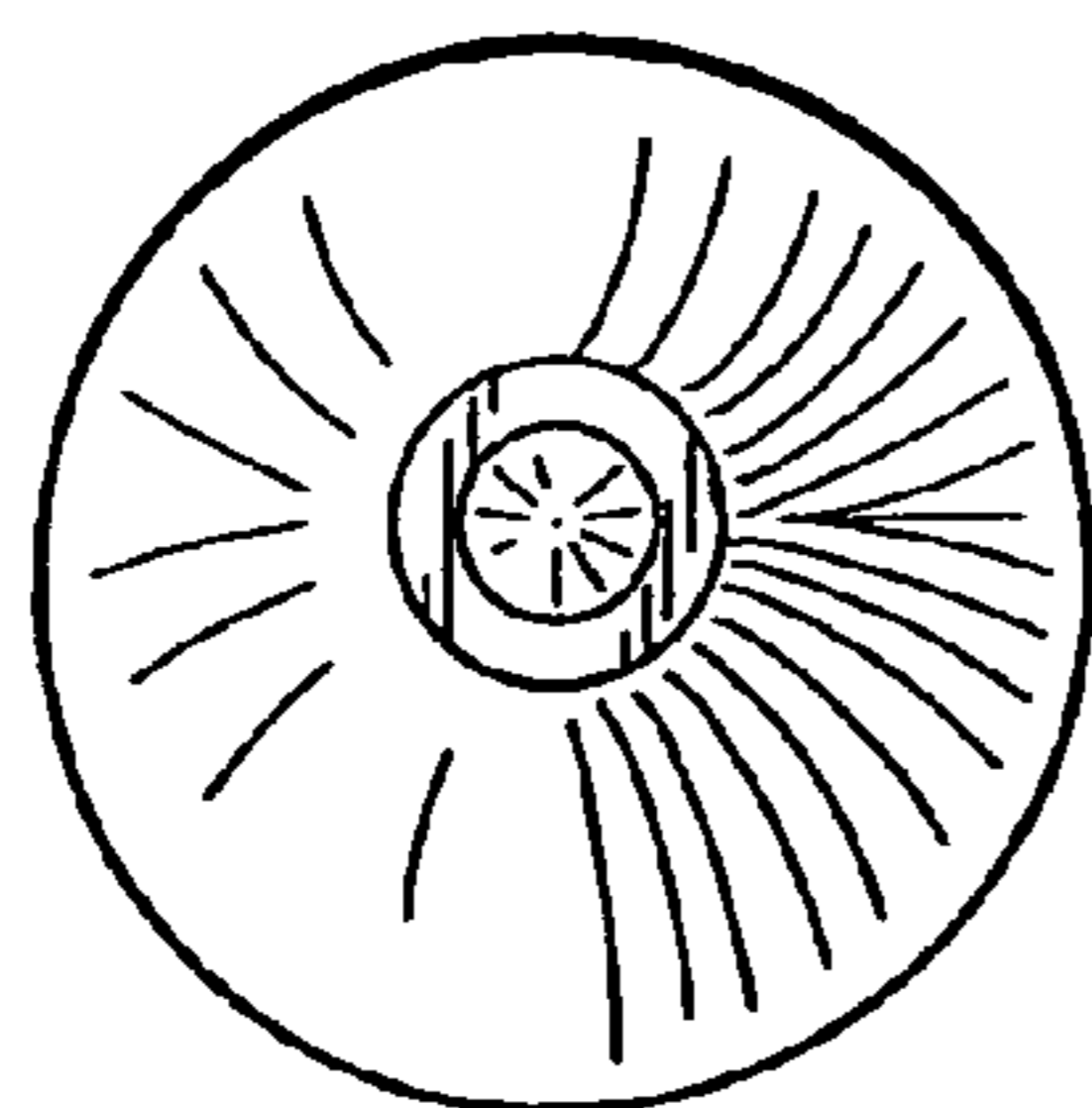


Fig. 5

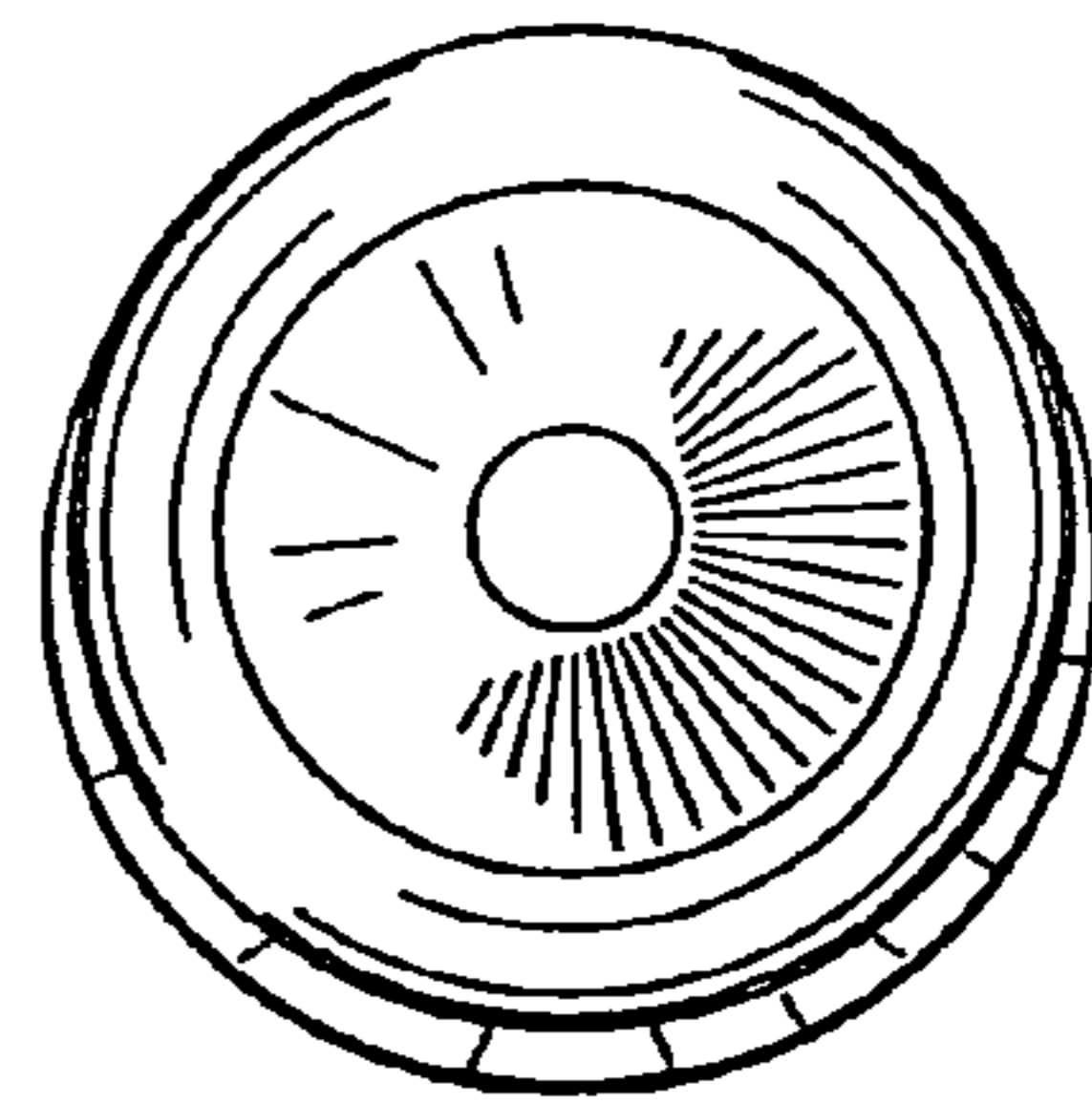


Fig. 6