



US00D581817S

(12) **United States Design Patent**
Nichol

(10) **Patent No.:** **US D581,817 S**
(45) **Date of Patent:** **** Dec. 2, 2008**

(54) **QUILTER'S CUTTING RULER ANGLE GUIDE**

(76) Inventor: **Claudia D. Nichol**, 30766 Mainmast Dr.,
Agoura Hills, CA (US) 91301

(**) Term: **14 Years**

(21) Appl. No.: **29/305,313**

(22) Filed: **Mar. 18, 2008**

(51) **LOC (8) Cl.** **10-04**

(52) **U.S. Cl.** **D10/64; D10/65**

(58) **Field of Classification Search** D10/64-65;
33/451, 452, 471, 465, 424-425, 418, 495-497,
33/483, 494, 534, 566, 562-565, 1 B, 1 AP,
33/1 N, 1 F

See application file for complete search history.

(56) **References Cited**

U.S. PATENT DOCUMENTS

3,766,654	A *	10/1973	Canton	33/565
4,538,352	A *	9/1985	Frith	33/1 B
D311,873	S	11/1990	Arend		
6,754,972	B2 *	6/2004	Donnellan	33/526
7,032,319	B2	4/2006	Ollgaard et al.		
7,059,227	B2	6/2006	Mori et al.		
7,080,459	B1	7/2006	Khan		
7,082,692	B2	8/2006	Shapiro		

7,100,295	B1	9/2006	Chang		
7,107,693	B2 *	9/2006	Nesch et al.	33/1 N
7,174,641	B2	2/2007	Kondo et al.		
7,188,427	B2	3/2007	Johnson		
7,320,566	B2	1/2008	Osawa et al.		
7,383,640	B2 *	6/2008	Barry	33/562

* cited by examiner

Primary Examiner—Antoine D Davis

(74) *Attorney, Agent, or Firm*—Kelly Lowry & Kelley LLP

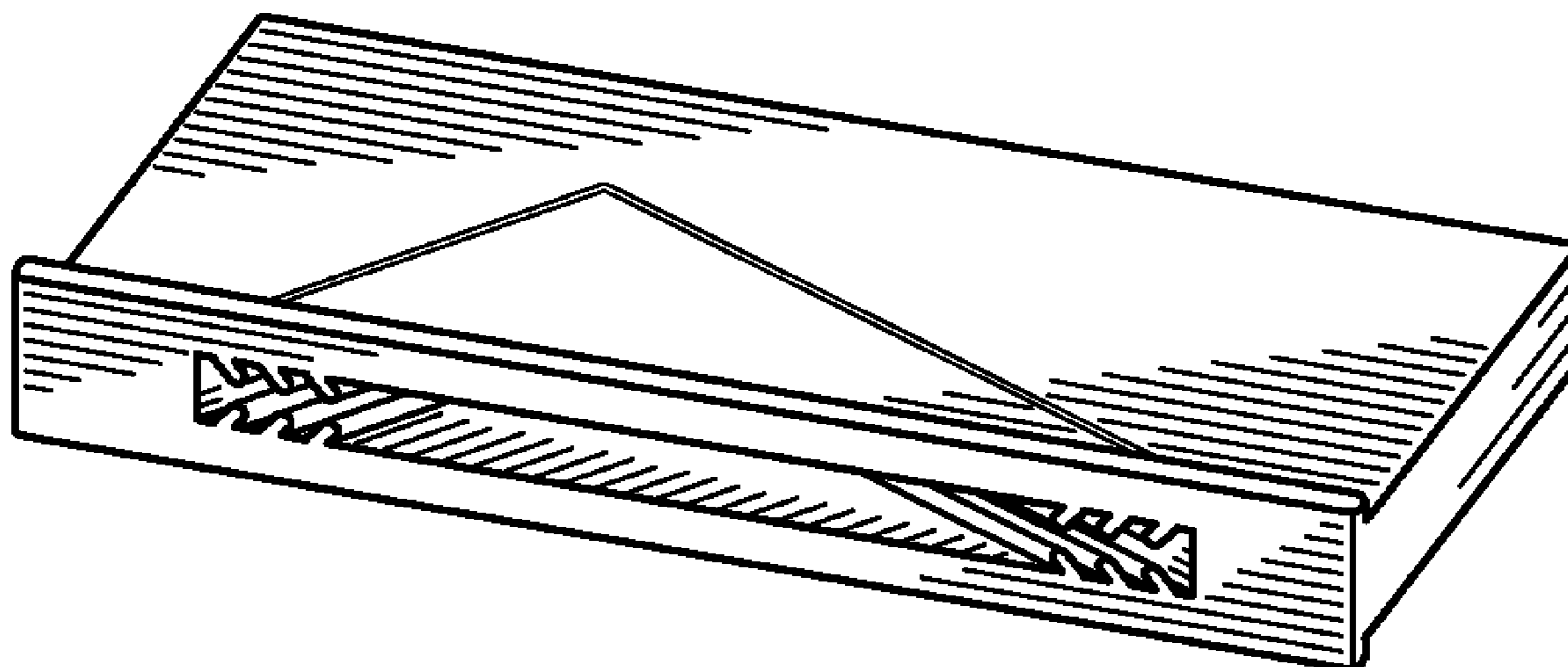
(57) **CLAIM**

The ornamental design for a quilter's cutting ruler angle guide, as shown.

DESCRIPTION

FIG. 1 is a front, top and left-side perspective view of a quilter's cutting ruler angle guide embodying my new design; FIG. 2 is a top plan view thereof; FIG. 3 is a bottom plan view thereof; FIG. 4 is a left-side elevational view thereof; FIG. 5 is a right-side elevational view thereof; FIG. 6 is a front elevational view thereof; and, FIG. 7 is a rear elevational view thereof.

1 Claim, 1 Drawing Sheet



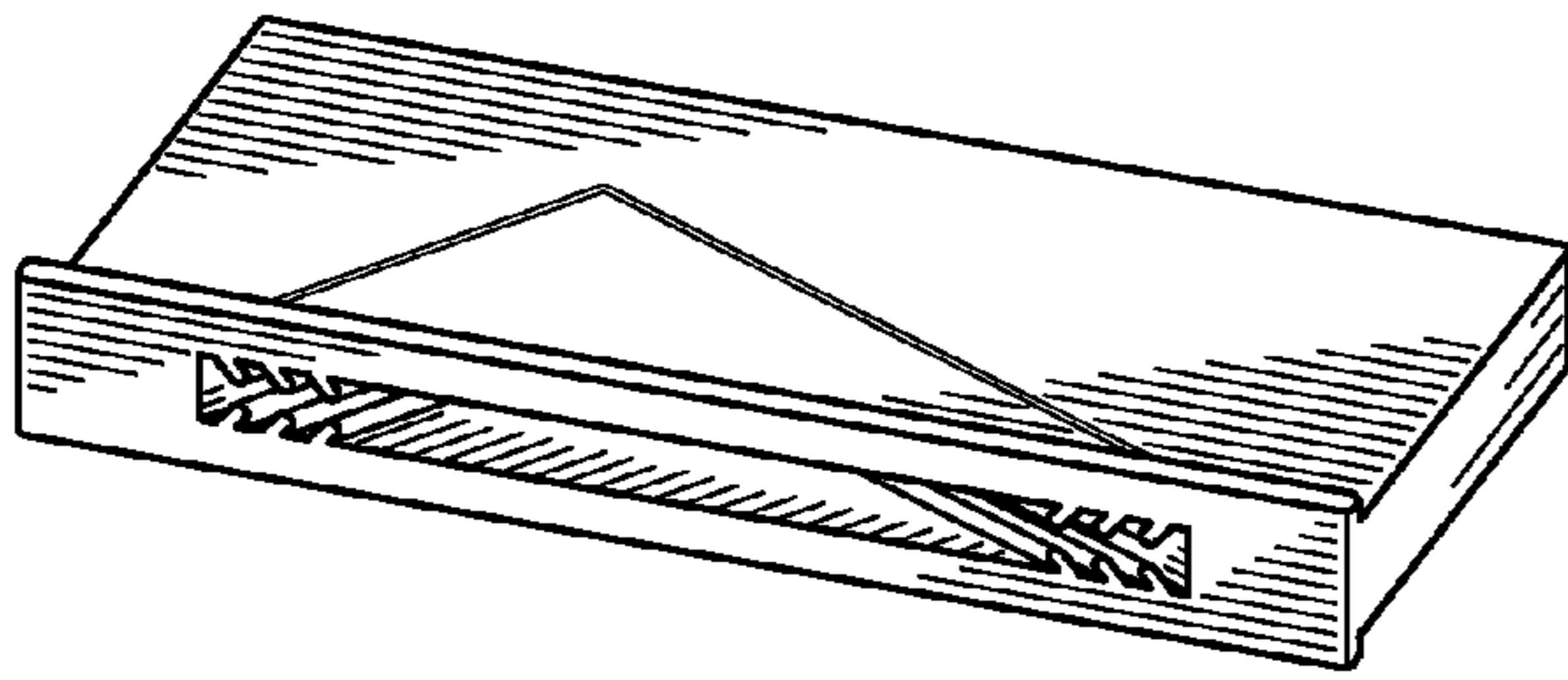


FIG. 1

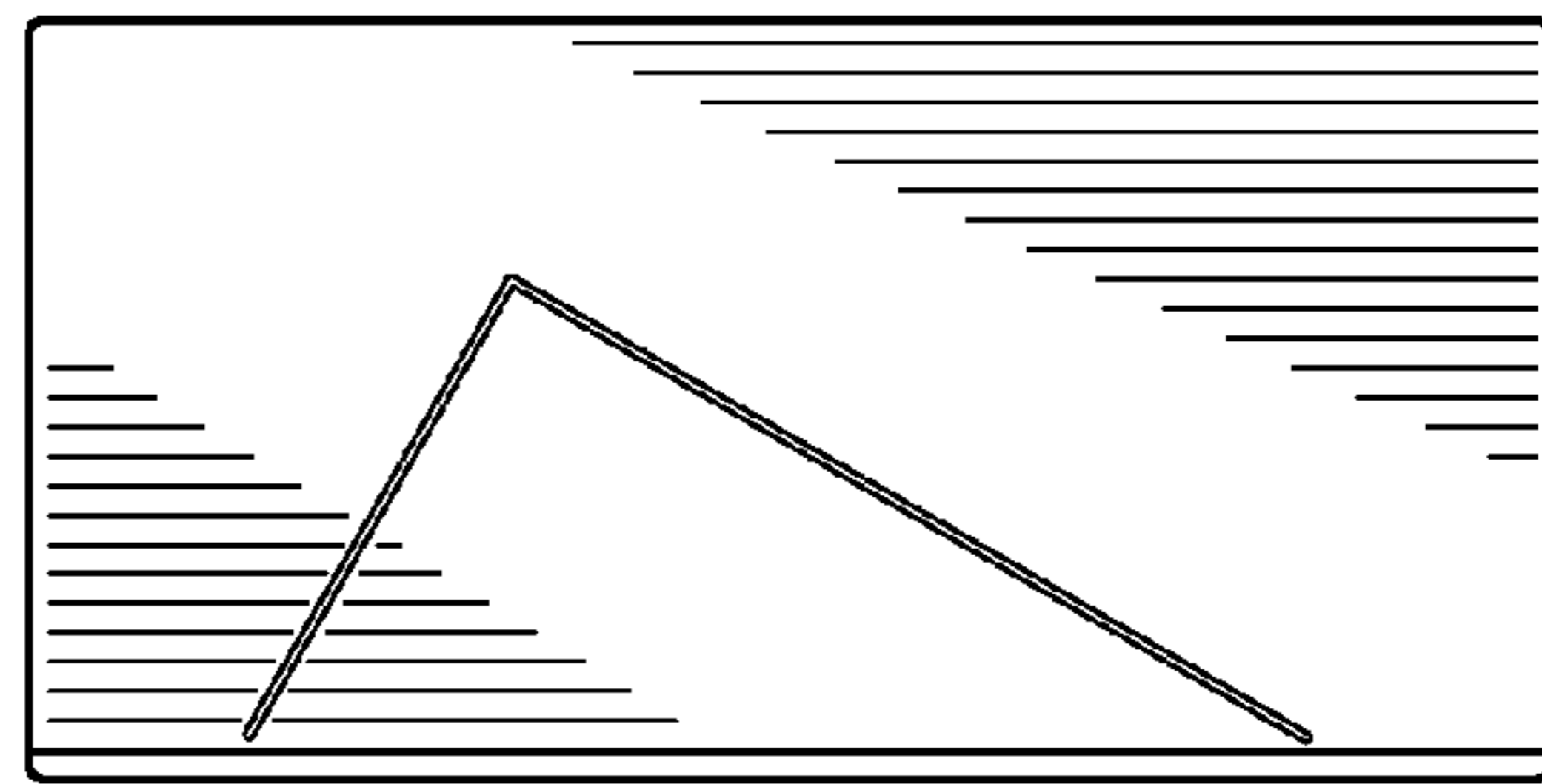


FIG. 2

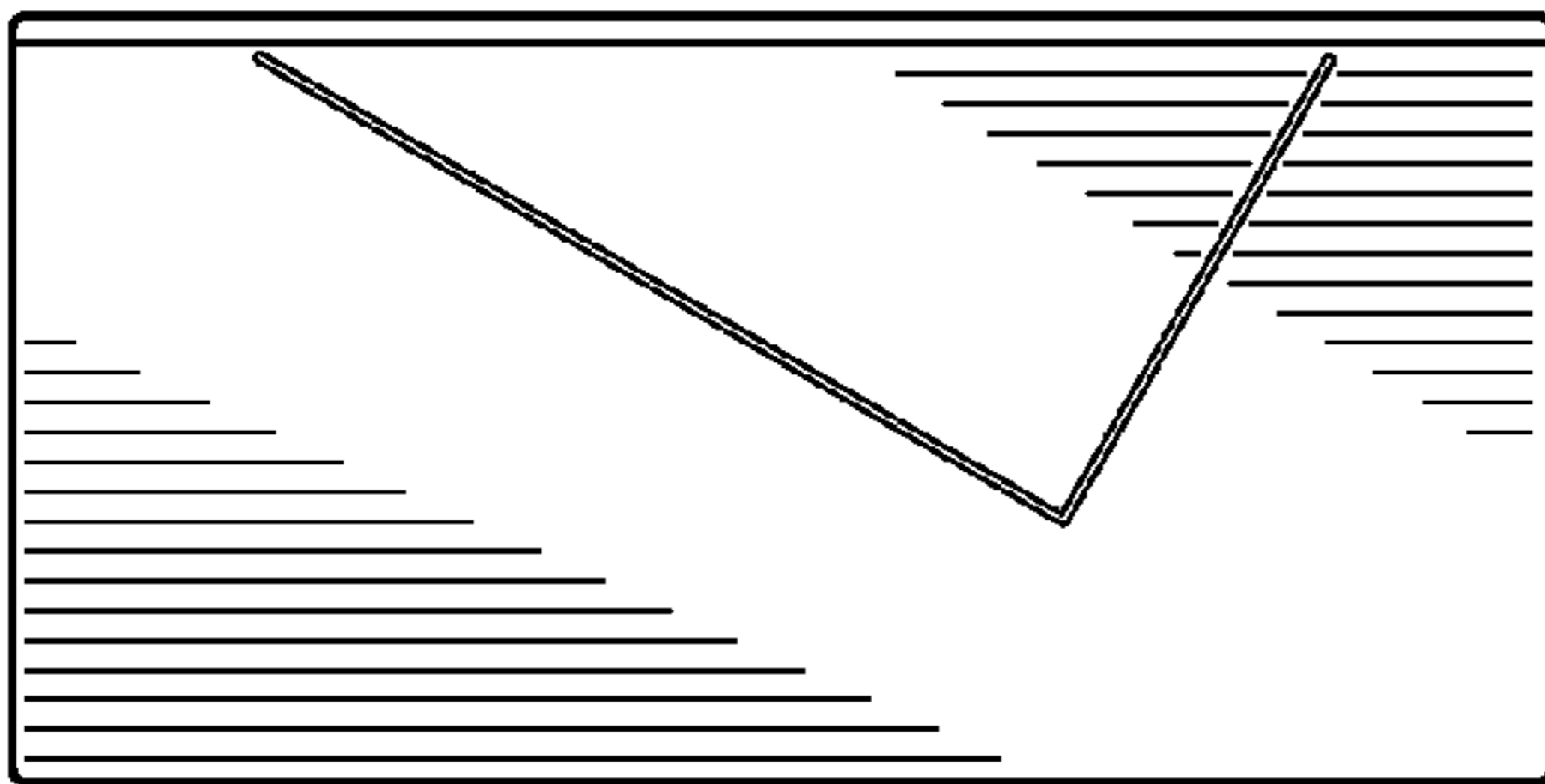


FIG. 3

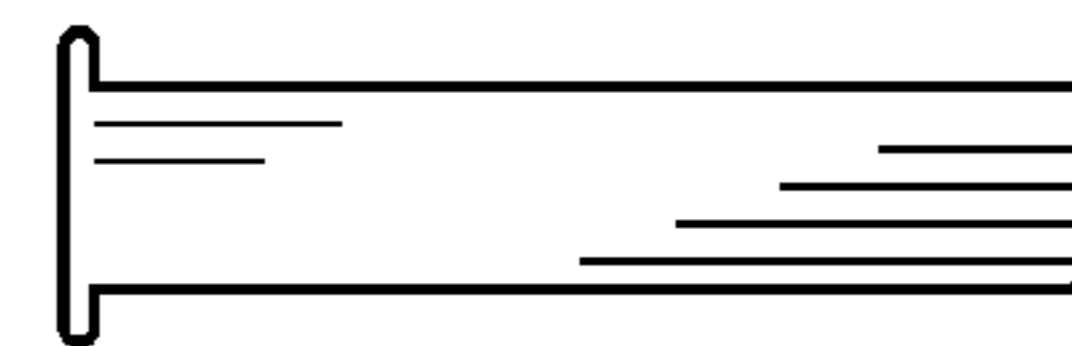


FIG. 4

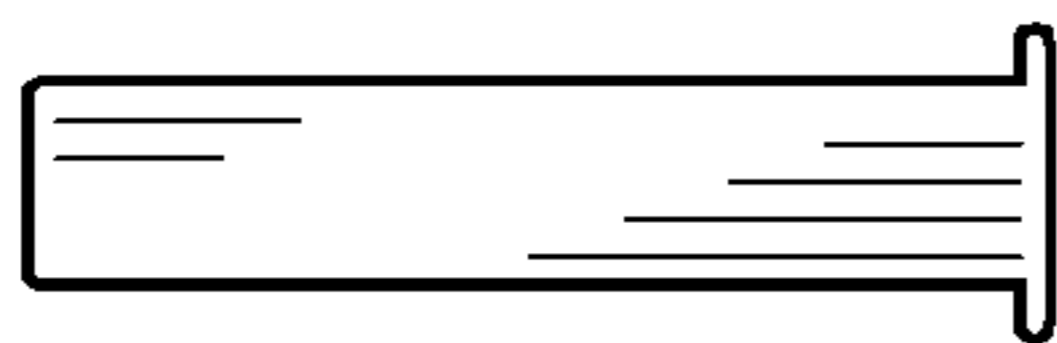


FIG. 5




FIG. 6




FIG. 7