



US00D581810S

(12) **United States Design Patent**
Kushner

(10) **Patent No.:** **US D581,810 S**

(45) **Date of Patent:** **** Dec. 2, 2008**

(54) **TARGET CLOCK**

(76) **Inventor:** **Robert Gerald Kushner**, Flat G. Block
G, Merry Terrace, 4 Seymour Road,
Mid-Levels (HK)

(**) **Term:** **14 Years**

(21) **Appl. No.:** **29/301,298**

(22) **Filed:** **Feb. 20, 2008**

(51) **LOC (8) Cl.** **10-01**

(52) **U.S. Cl.** **D10/8**

(58) **Field of Classification Search** D10/1,
D10/6, 7, 8, 15, 22-25; 368/276, 278, 285,
368/316, 317; D11/160; D6/305
See application file for complete search history.

(56) **References Cited**

U.S. PATENT DOCUMENTS

D87,313 S *	7/1932	Muldoon	D10/8
D88,139 S *	11/1932	Abel	D10/8
D94,765 S *	3/1935	Irelan	D10/128
D114,577 S *	5/1939	Gottlieb	D10/8
D160,832 S *	11/1950	Bergman	D10/8
D219,239 S *	11/1970	Johnson	D10/15
D241,625 S *	9/1976	O'Brien	D10/8
D242,025 S *	10/1976	O'Brien	D10/8
D242,328 S *	11/1976	Nagata	D10/15
D250,175 S *	11/1978	Sklaroff	D10/15
4,148,151 A *	4/1979	Ulrich	446/367
D269,344 S *	6/1983	Van de Ven	D14/171
4,421,421 A *	12/1983	Bradt	368/229
D274,988 S *	8/1984	Mermelstein	D10/8

D336,856 S *	6/1993	Chen	D10/8
D363,931 S *	11/1995	Coughlin	D14/171
D417,157 S *	11/1999	Chang	D10/8
D419,309 S *	1/2000	Leon	D6/305
D426,712 S *	6/2000	Leon	D6/305
D437,123 S *	2/2001	Leon	D6/305
D492,359 S *	6/2004	So	D19/90
D497,637 S *	10/2004	Cetera	D19/36
D532,707 S *	11/2006	Mombauer	D10/8

* cited by examiner

Primary Examiner—Lucy Lieberman

(74) *Attorney, Agent, or Firm*—Stuart Whittington

(57) **CLAIM**

The ornamental design for a target clock, as shown and described.

DESCRIPTION

FIG. 1 is a front and right side perspective view of a target clock showing my new design;

FIG. 2 is a front view thereof;

FIG. 3 is a rear view thereof;


FIG. 4 is a side view thereof;

FIG. 5 is a top plan view thereof; and,

FIG. 6 is a bottom plan view thereof.

The broken lines showing the time on the display in FIGS. 1 and 2 and the broken lines showing the buttons on the top of the clock in FIGS. 1 through 5 are for illustrative purposes only and form no part of the claimed design.

1 Claim, 5 Drawing Sheets






Fig. 1

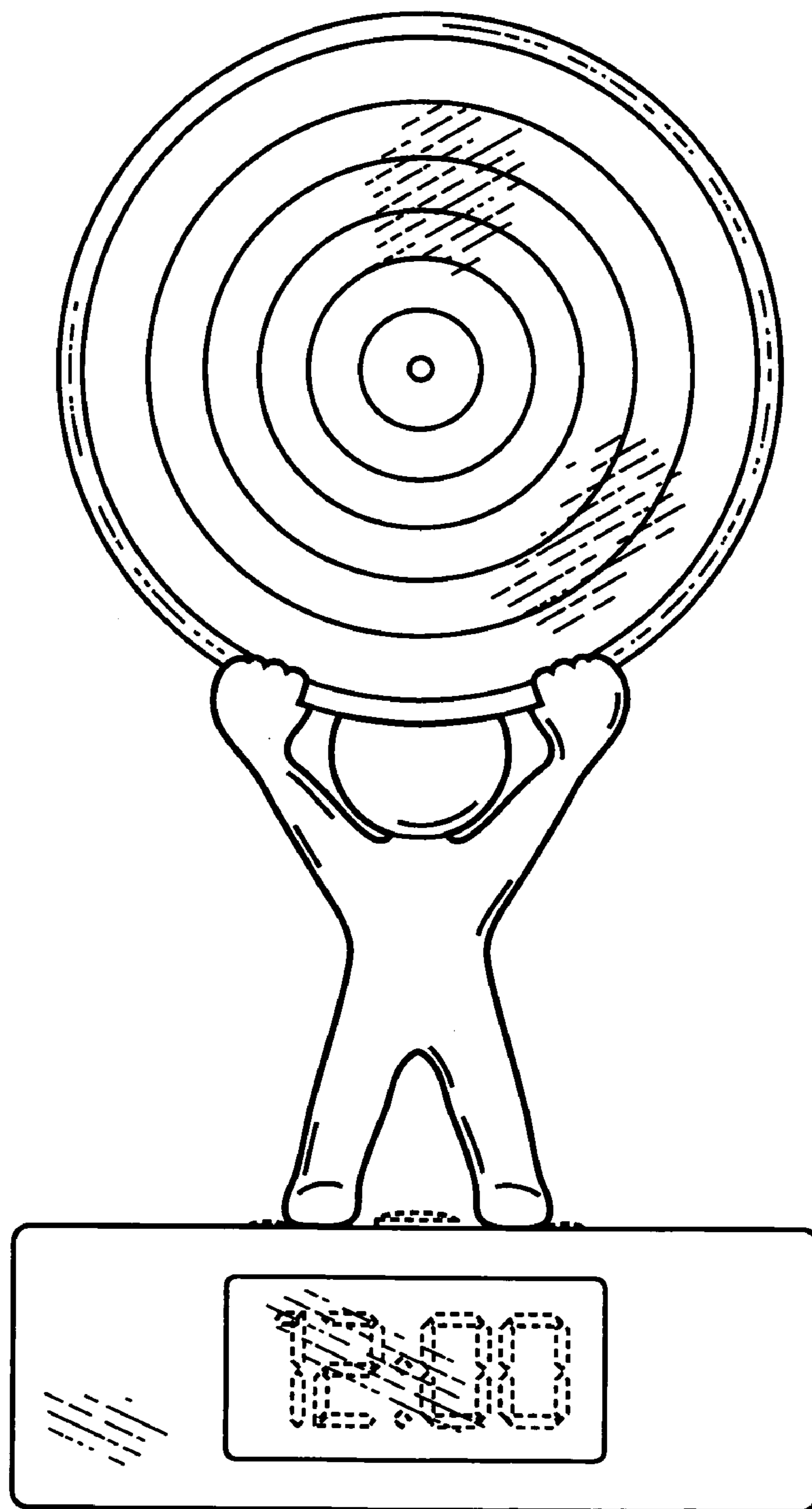


Fig. 2




Fig. 3




Fig. 4

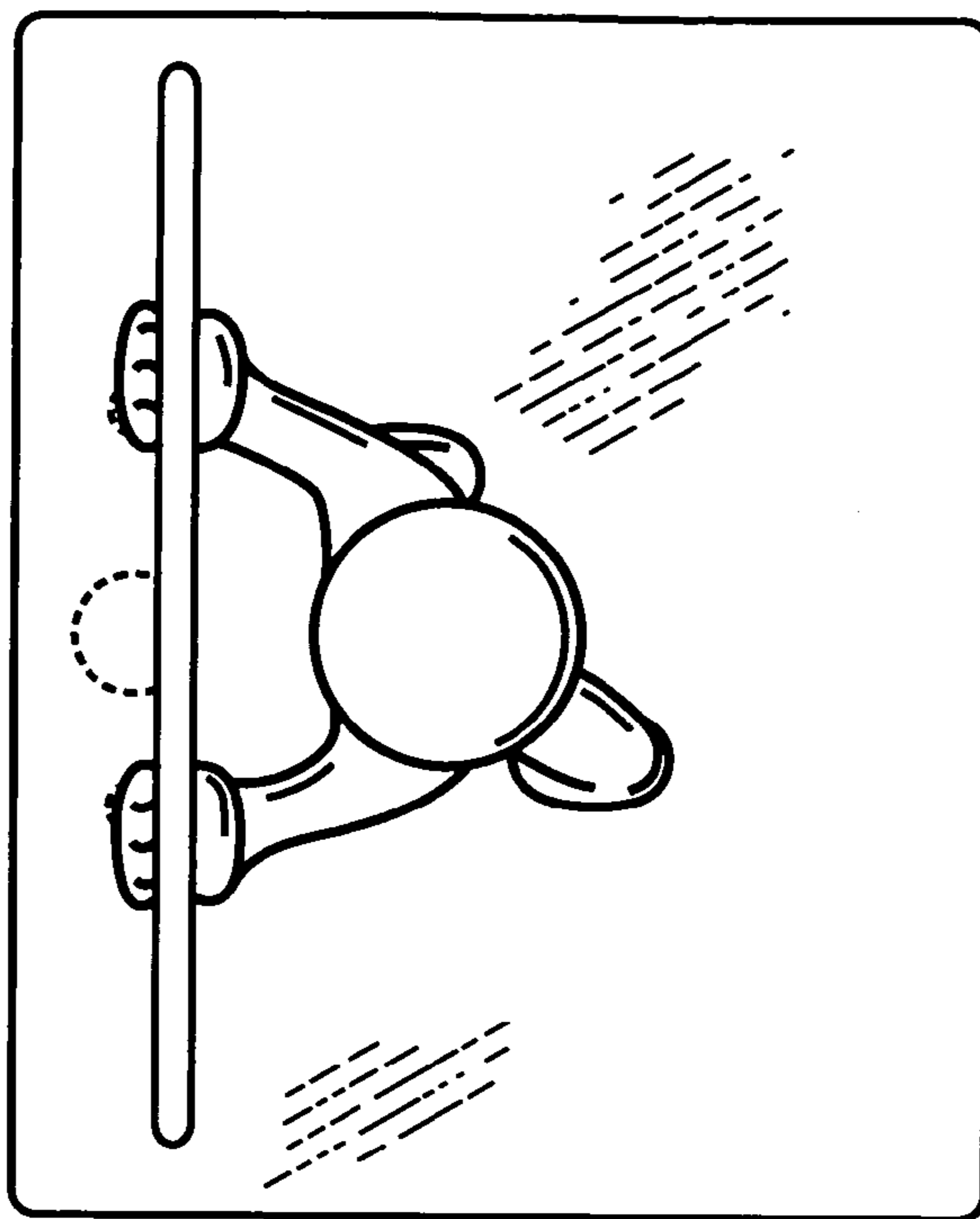


Fig. 5




Fig. 6