



US00D581807S

(12) **United States Design Patent**  
**Abbas et al.**

(10) **Patent No.:** **US D581,807 S**  
(45) **Date of Patent:** **\*\* Dec. 2, 2008**

- (54) **CUTTING BLADE SLEEVE**
- (75) Inventors: **Nathan J. Abbas**, Pleasant Hill, IA (US); **Matthew A. Bergman**, Des Moines, IA (US); **William J. Wonderlich**, Runnells, IA (US)
- (73) Assignee: **Stork Townsend Inc.**, Des Moines, IA (US)
- (\*\*) Term: **14 Years**
- (21) Appl. No.: **29/252,435**
- (22) Filed: **Jan. 23, 2006**

5,447,231	A *	9/1995	Kastenhofer	.....	206/364
5,472,093	A *	12/1995	Nugent et al.	.....	206/532
5,692,610	A *	12/1997	Porteous	.....	206/388
D390,457	S *	2/1998	Hoska et al.	.....	D9/707
5,819,931	A *	10/1998	Boucher et al.	.....	206/349
5,996,780	A *	12/1999	Gurrera	.....	206/209
6,070,723	A	6/2000	Lewis		
6,161,687	A *	12/2000	Hacikyan	.....	206/204
6,227,359	B1 *	5/2001	Truluck	.....	206/207
6,422,753	B1 *	7/2002	Thomas	.....	383/209
6,568,533	B1 *	5/2003	Tanaka et al.	.....	206/484
D490,302	S *	5/2004	Nakatani	.....	D9/720
2003/0089625	A1 *	5/2003	Moodie	.....	206/204

- (51) **LOC (8) Cl.** ..... **09-05**
  - (52) **U.S. Cl.** ..... **D9/707; D9/720; D9/756**
  - (58) **Field of Classification Search** ..... D9/702, D9/703, 707, 711, 715, 718, 720, 735, 730, D9/737, 748; 206/354, 349, 820, 824, 497, 206/484; 53/427
- See application file for complete search history.

(56) **References Cited**

**U.S. PATENT DOCUMENTS**

1,489,379	A *	4/1924	Zeller	.....	206/208
D138,754	S *	9/1944	Salfisberg	.....	D9/707
2,950,004	A *	8/1960	Acomb	.....	206/349
3,035,691	A *	5/1962	Kai et al.	.....	206/364
3,047,139	A *	7/1962	Jacoff	.....	206/372
3,740,237	A *	6/1973	Grindrod et al.	.....	426/410
4,206,844	A *	6/1980	Thukamoto et al.	.....	206/439
4,279,344	A *	7/1981	Holloway, Jr.	.....	229/123.1
4,433,783	A *	2/1984	Dickinson	.....	206/484
4,828,108	A *	5/1989	Roth et al.	.....	206/388
D310,641	S *	9/1990	Miller et al.	.....	D10/109
D355,593	S *	2/1995	Bell	.....	D9/707

**OTHER PUBLICATIONS**

Townsend Engineering Company, "no load blade". Date: Apr. 28, 1999.

\* cited by examiner

*Primary Examiner*—Stella M. Reid  
*Assistant Examiner*—Mark A Goodwin

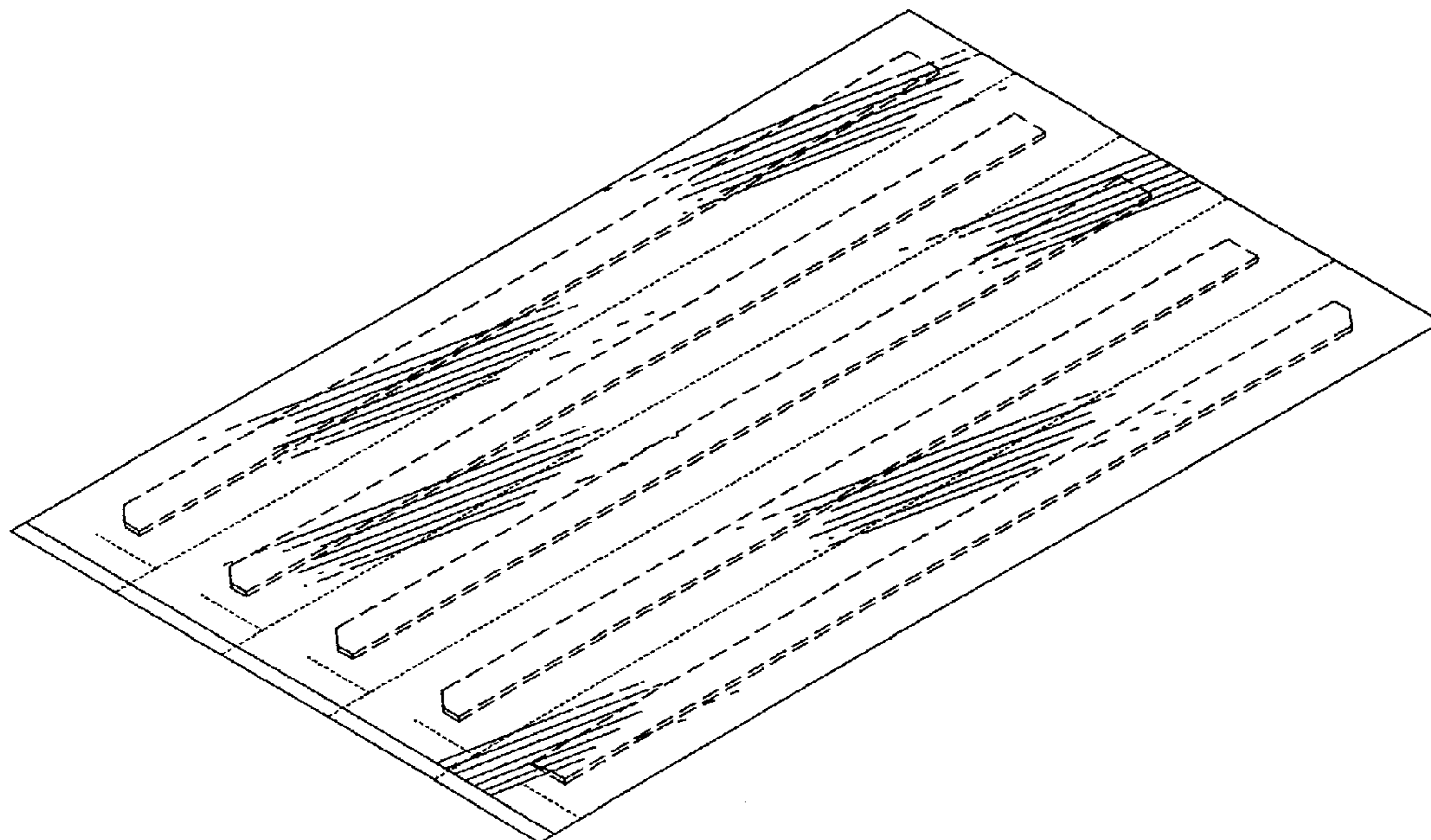
(57) **CLAIM**

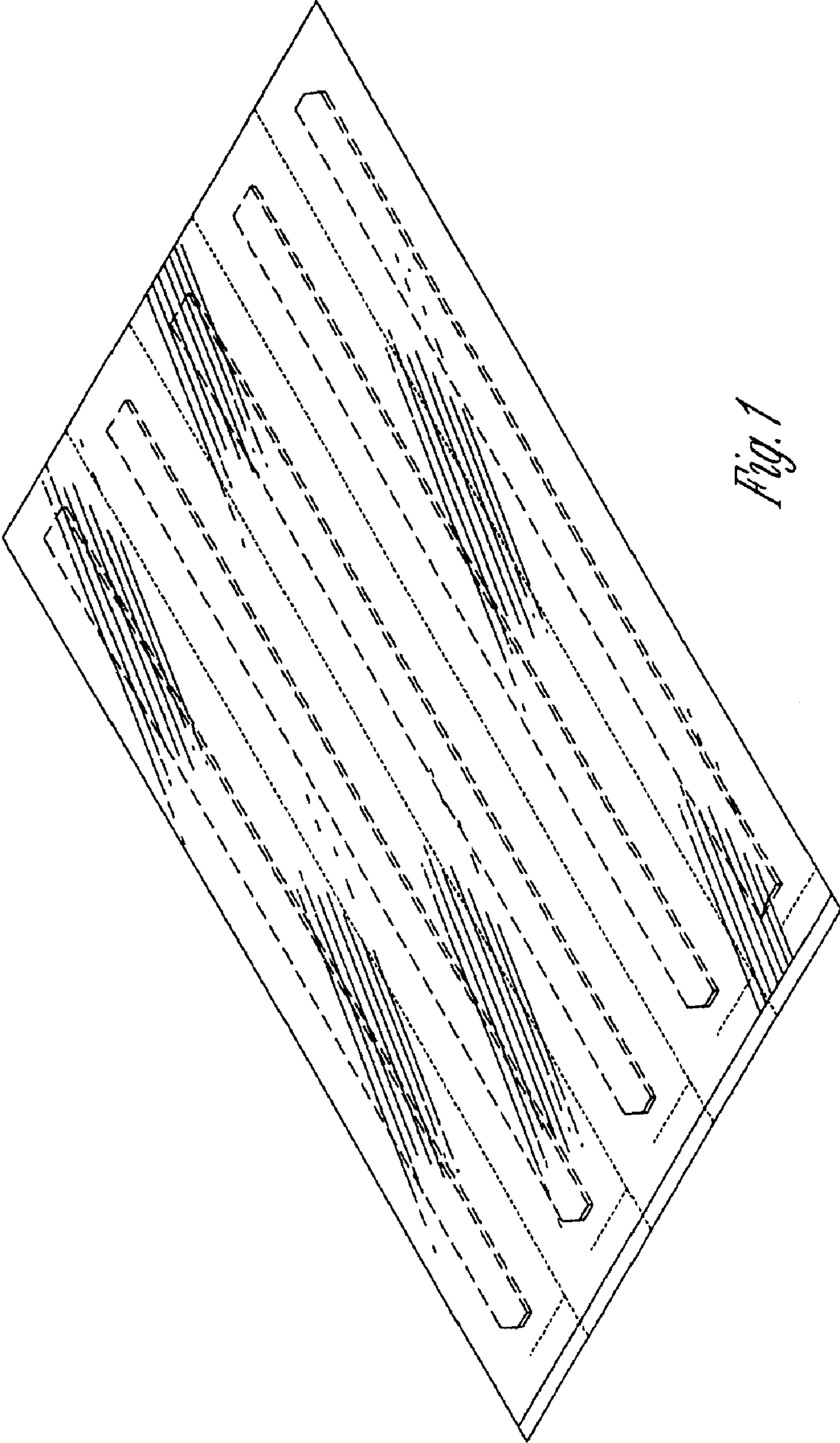
I claim the ornamental design for a cutting blade sleeve, as shown and described.

**DESCRIPTION**


FIG. 1 is a perspective view of the cutting blade sleeve showing the new design;  
FIG. 2 is a top plan view thereof; and,  
FIG. 3 is a bottom plan view thereof.  
The small dashed broken lines represent perforations and the large broken line showing of a cutting blade is included for the purpose of illustrating environmental structure and forms no part of the claimed design.

**1 Claim, 3 Drawing Sheets**






*Fig. 1*



*Fig. 2*



*Fig. 3*