



US00D581803S

(12) **United States Design Patent**
Lepoitevin

(10) **Patent No.:** **US D581,803 S**

(45) **Date of Patent:** **** Dec. 2, 2008**

(54) **BOTTLE**

(75) Inventor: **Laurent Lepoitevin**, Le Havre Cedex
(FR)

(73) Assignee: **Sidel Participations**, Octeville sur Mer
(FR)

(**) Term: **14 Years**

(21) Appl. No.: **29/270,269**

(22) Filed: **Dec. 19, 2006**

(30) **Foreign Application Priority Data**

Jul. 4, 2006 (EM) 000554860-0003

(51) **LOC (8) Cl.** **09-01**

(52) **U.S. Cl.** **D9/556; D9/558; D9/559;**
D9/571; D9/520

(58) **Field of Classification Search** D9/682,
D9/686, 688-693, 516, 520, 537-540, 546,
D9/549, 552, 556-559, 565, 571, 773-774,
D9/454; 215/281-384, 396, 398, 12.23
See application file for complete search history.

(56) **References Cited**

U.S. PATENT DOCUMENTS

D19,911 S * 6/1890 Heinz D9/559
D20,830 S * 6/1891 Heinz D9/546
D37,226 S * 11/1904 Evans D9/546
D57,147 S * 2/1921 Ohki D9/546
D67,874 S * 7/1925 Bromley D9/556
D114,557 S * 5/1939 Nitardy D9/559
D124,939 S * 1/1941 Noble D9/556
D127,918 S * 6/1941 Wilson D9/556
D141,023 S * 4/1945 Kunett D9/522
2,680,441 A * 6/1954 Krammer 215/11.1 X

D202,222 S * 9/1965 Heintze D9/546
D279,511 S * 7/1985 Matsubara et al. D9/559 X
D280,708 S * 9/1985 Yoshimura D9/520
D291,283 S * 8/1987 Taylor D9/571
4,749,092 A * 6/1988 Sugiura et al. 215/381
4,941,579 A * 7/1990 Lee 215/11.1
D358,772 S * 5/1995 Volk-Kete D9/556 X
D437,233 S * 2/2001 Gibert D9/556
D464,572 S * 10/2002 Markus D9/571 X

OTHER PUBLICATIONS

“Lucini Olive Oil Bottle” [Online], Oct. 17, 2006 [Retrieved Aug. 15, 2008]. Retrieved from the Internet: <URL: <http://www.coolshoppesonline.blogspot.com/2006/10/lucini-olive-oil.html>>.*

* cited by examiner

Primary Examiner—Carol Rademaker

(74) *Attorney, Agent, or Firm*—Marshall, Gerstein & Borun LLP

(57) **CLAIM**

The ornamental design for a bottle, as shown and described.

DESCRIPTION

FIG. 1 is a top, front perspective view of a bottle of the claimed design;

FIG. 2 is a bottom, front perspective view thereof;

FIG. 3 is a front elevational view thereof;

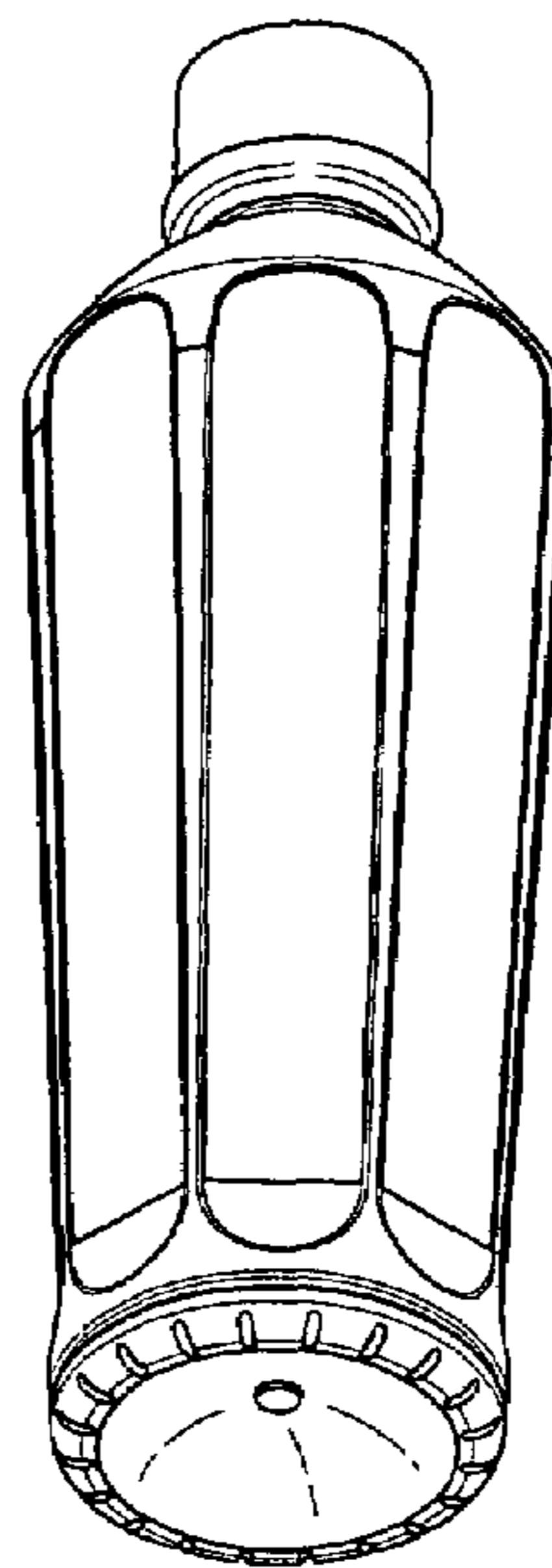
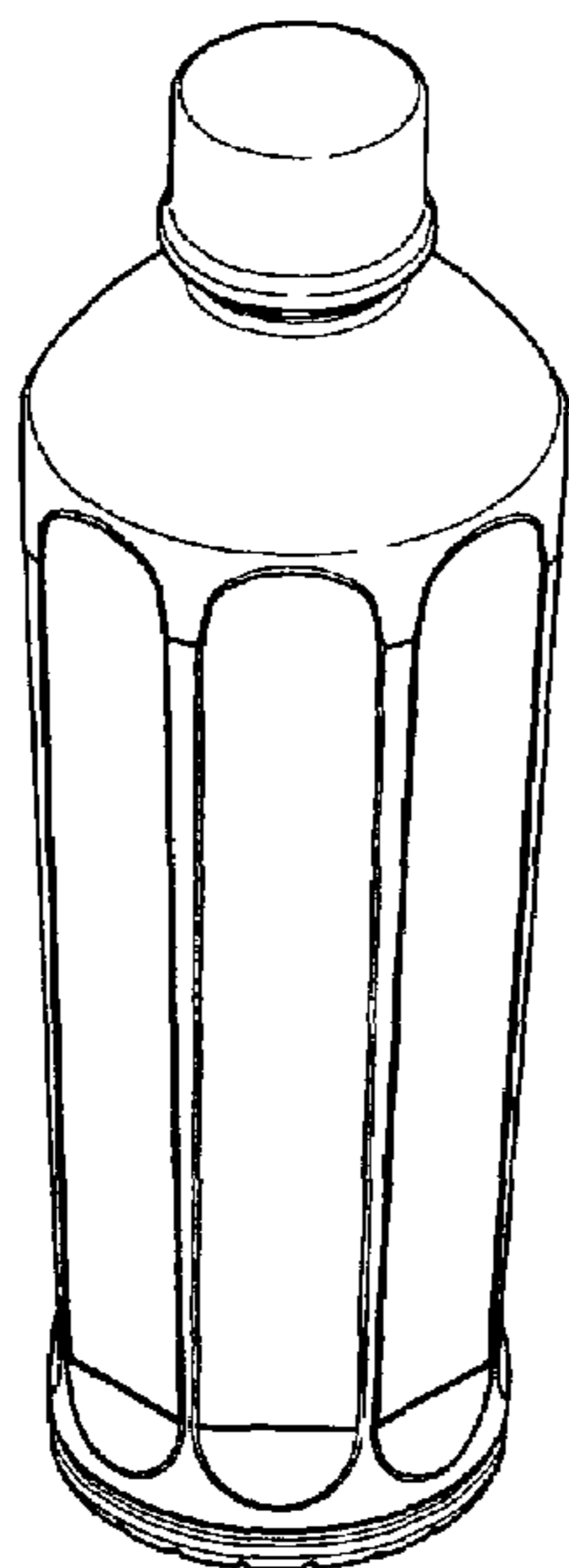
FIG. 4 is a left side elevational view thereof, the right side elevational view being identical;

FIG. 5 is a rear elevational view thereof;

FIG. 6 is a top plan view thereof; and,

FIG. 7 is a bottom plan view thereof.

1 Claim, 2 Drawing Sheets



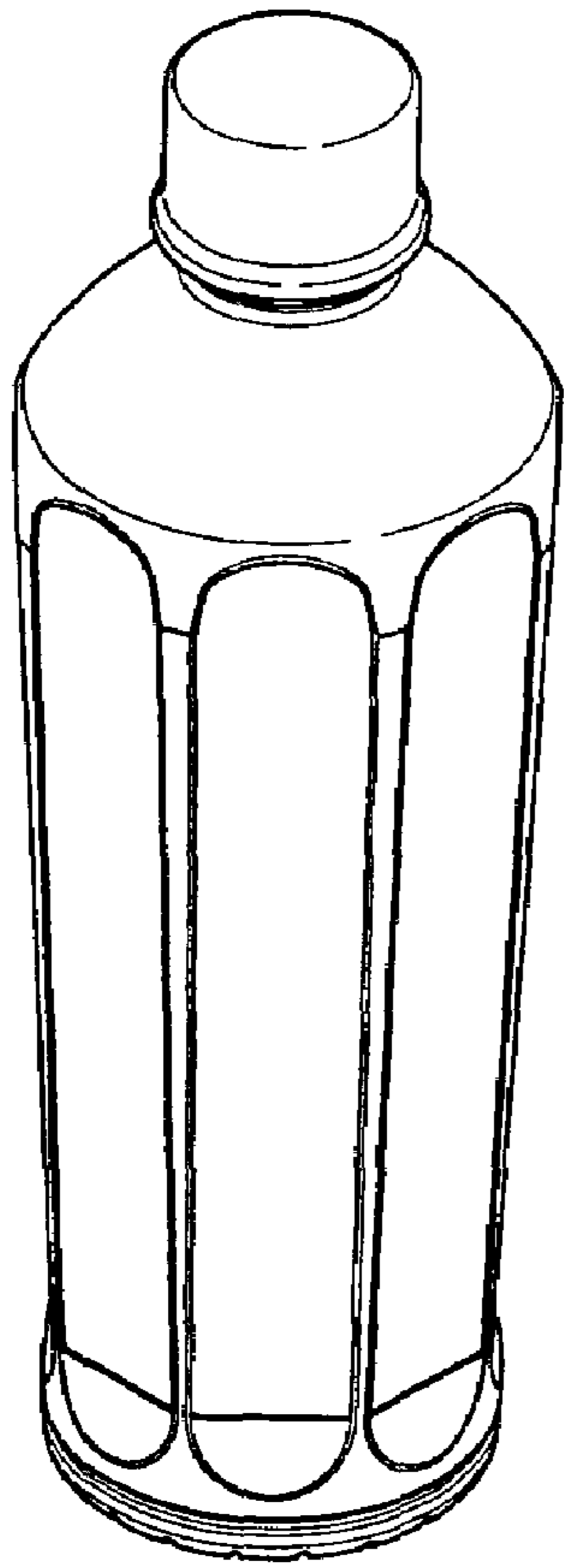


FIG. 1

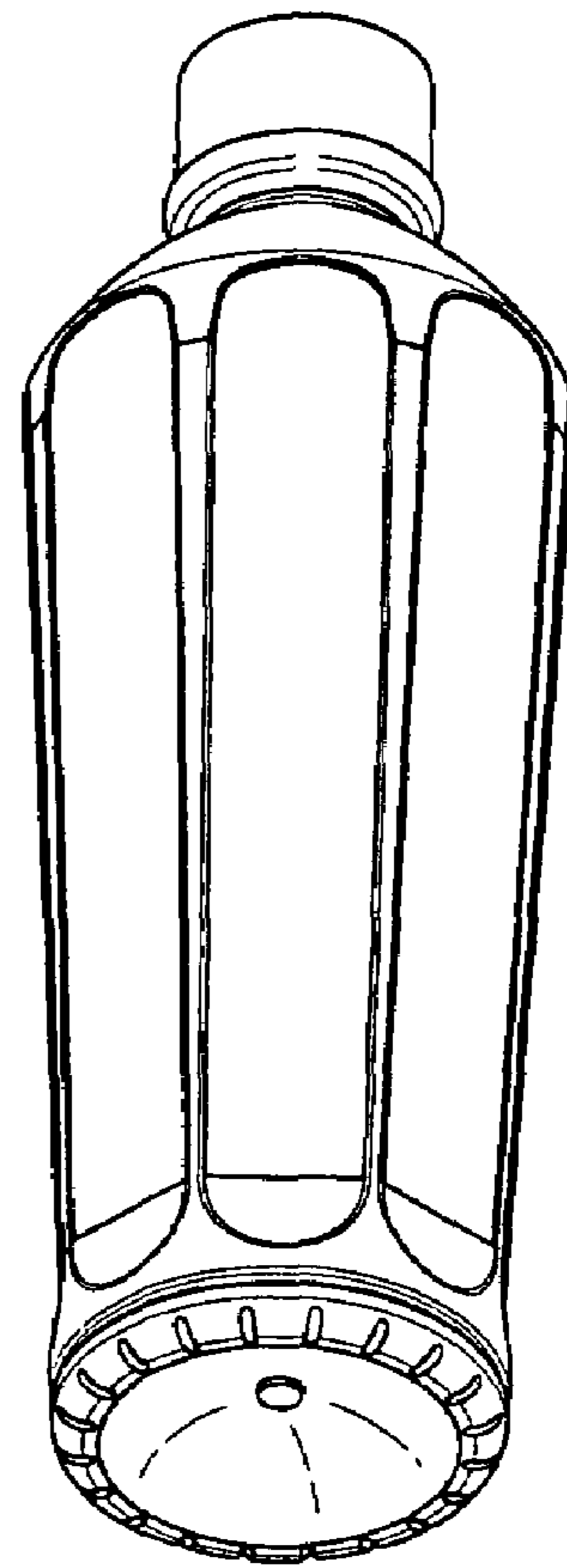


FIG. 2

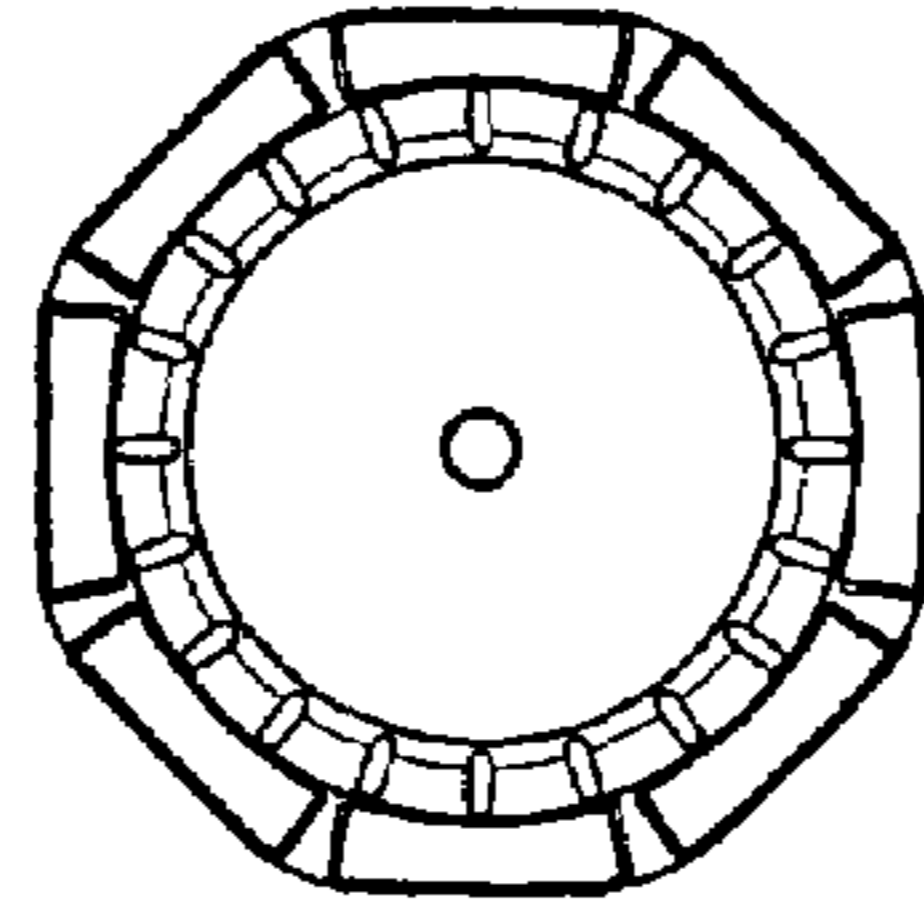


FIG. 7

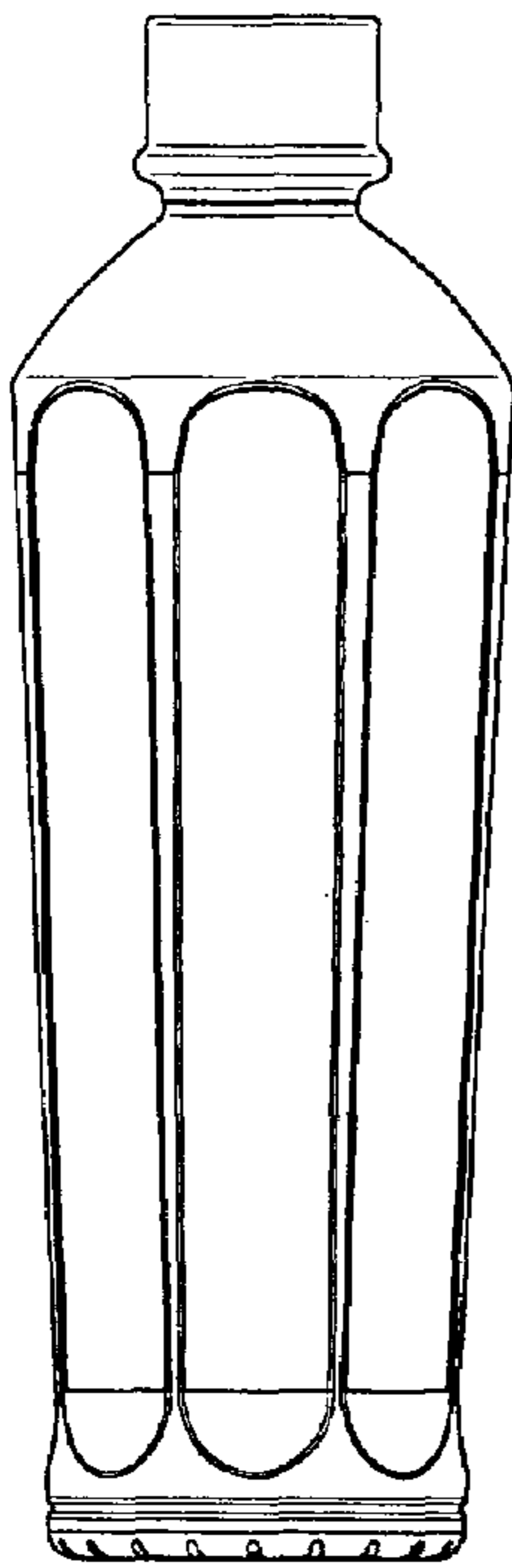


FIG. 3

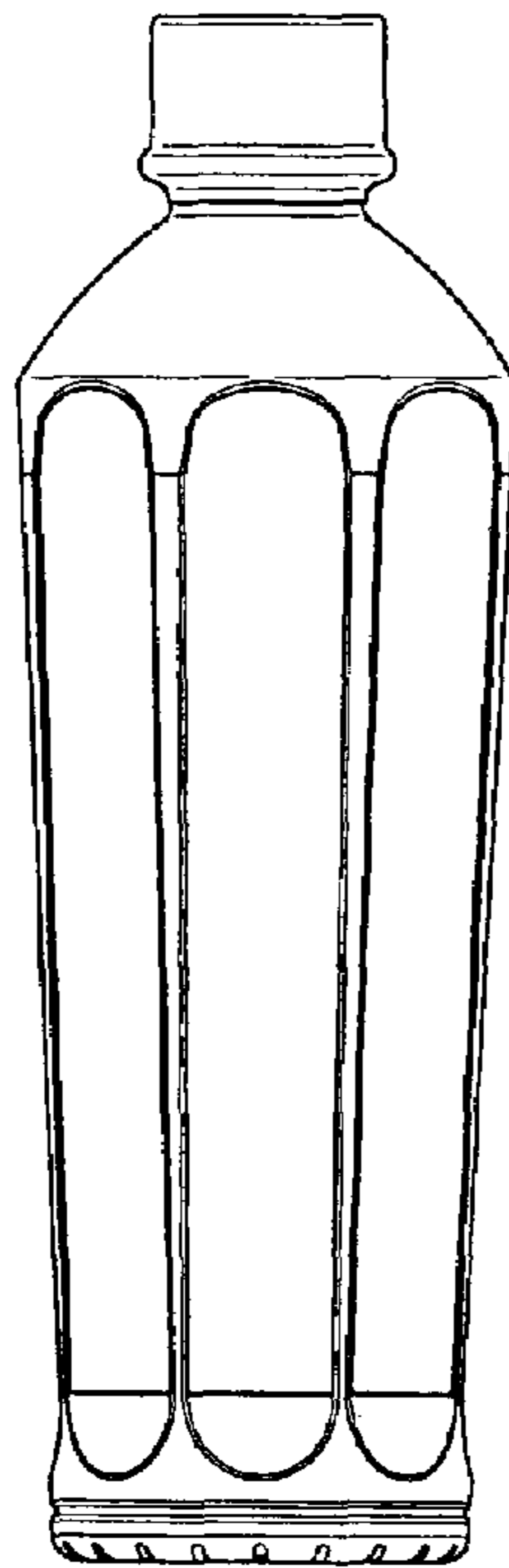


FIG. 4

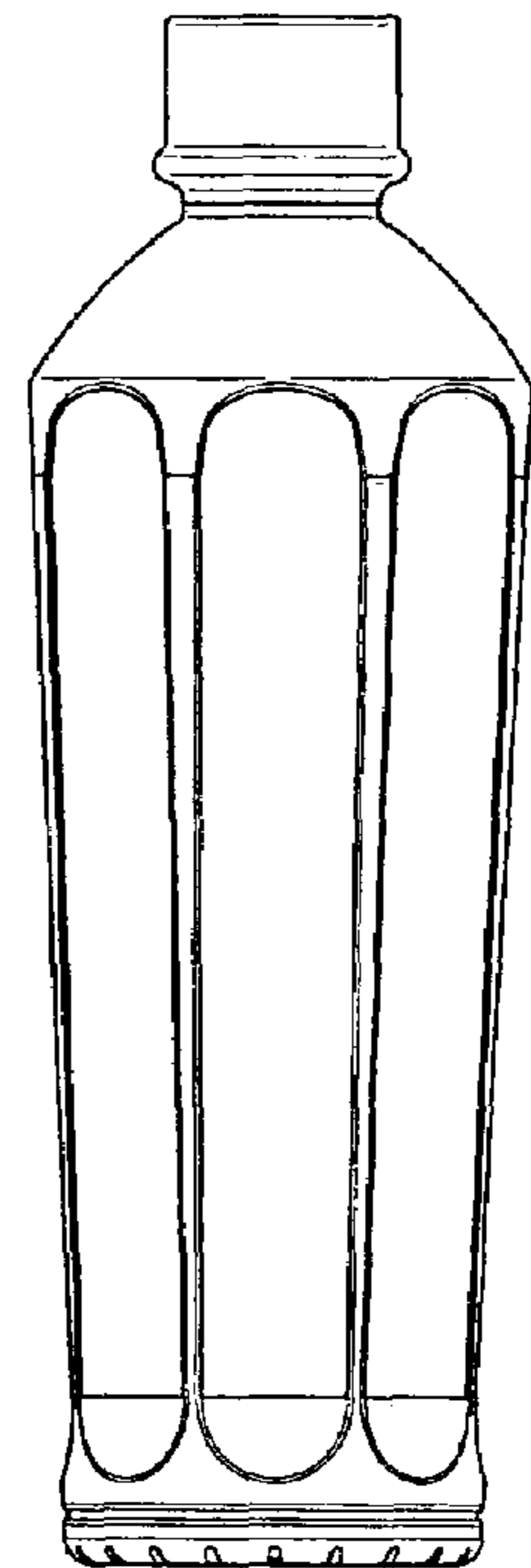


FIG. 5

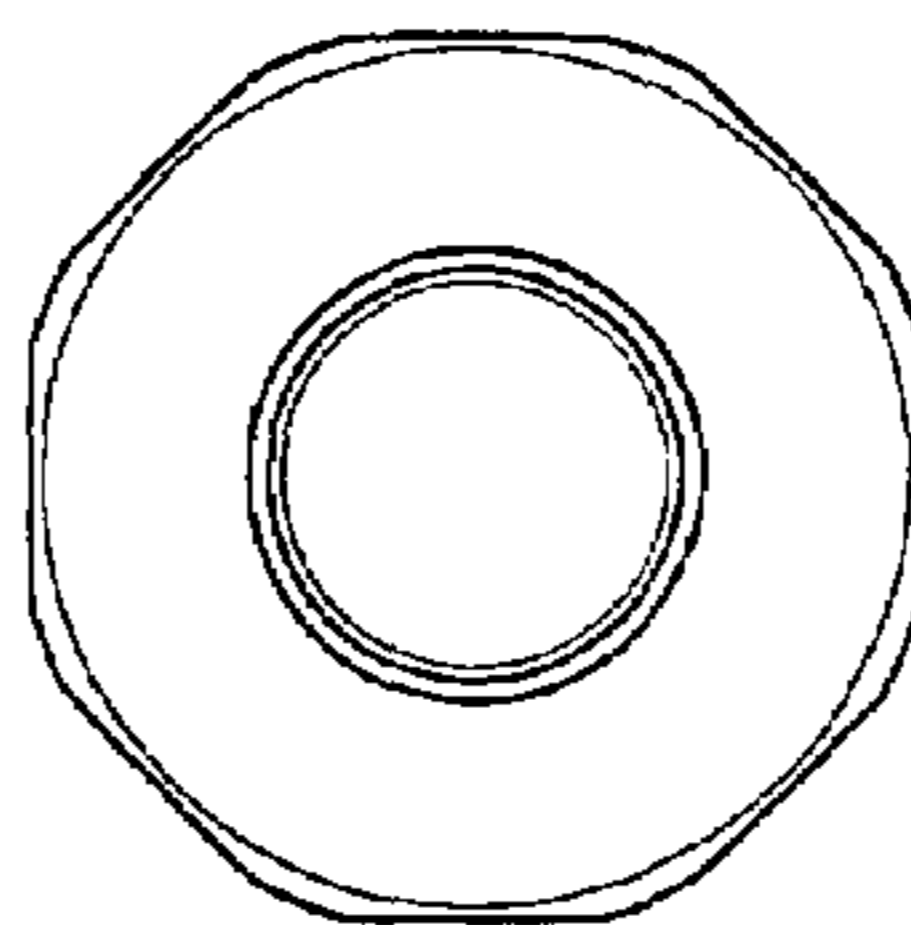


FIG. 6