

US00D581791S

(12) **United States Design Patent**
Bakic

(10) **Patent No.:** **US D581,791 S**
(45) **Date of Patent:** **** Dec. 2, 2008**

(54) **DISPENSER HEAD**

(75) Inventor: **Dieter Bakic**, Munich (DE)
(73) Assignee: **DB Design GmbH**, Munich (DE)
(**) Term: **14 Years**
(21) Appl. No.: **29/289,093**
(22) Filed: **Jul. 6, 2007**

(30) **Foreign Application Priority Data**

Jan. 8, 2007 (EM) 000647839

(51) **LOC (8) Cl.** **09-07**
(52) **U.S. Cl.** **D9/449; D9/454**
(58) **Field of Classification Search** D9/754,
D9/753, 752, 741, 728, 724, 697, 695, 529,
D9/524, 516, 454, 447, 445, 444, 442, 443,
D9/440, 439, 435, 434, 441, 686-693, 448,
D9/438; D7/679, 590-597, 511, 510, 401.1,
D7/398; 241/169, 169.1, 168; 229/906.1;
222/567, 566, 545, 482, 480, 356, 151, 149,
222/142.1-142.9, 635, 494, 491; 220/713,
220/254.1, 703, 269, 200, 234, 295, 304,
220/310.1, 378, 795, 804, 849, DIG. 19,
220/DIG. 4, DIG. 7, 915; D23/260, 259;
215/200, 231, 234, 364, DIG. 1; D24/216,
D24/222, 224, 231; D19/57, 43; D28/7,
D28/57

See application file for complete search history.

(56) **References Cited**

U.S. PATENT DOCUMENTS

D317,869 S 7/1991 Kipperman et al.
D350,691 S 9/1994 Simion
D414,696 S * 10/1999 Sayers D9/448
D419,877 S * 2/2000 Sayers D9/448
D426,773 S * 6/2000 Warner et al. D9/503
D457,429 S * 5/2002 Walters D9/448
D495,957 S 9/2004 Bakic
D503,888 S * 4/2005 Garcia et al. D9/449
D504,611 S 5/2005 Bakic
D504,818 S 5/2005 Bakic
D506,134 S * 6/2005 Foster et al. D9/448

D525,136 S * 7/2006 Bakic D9/522
D526,200 S 8/2006 Bakic
D526,201 S 8/2006 Bakic
D526,202 S 8/2006 Bakic
D527,641 S * 9/2006 Bakic D9/529
D528,005 S * 9/2006 Bakic D9/529
D529,388 S * 10/2006 Bakic 29/529
D529,393 S * 10/2006 Bakic D9/574
D531,504 S * 11/2006 Norris et al. D9/449
D532,300 S * 11/2006 Moretti D9/448
D532,302 S * 11/2006 Moretti D9/448
D533,784 S * 12/2006 Bakic D9/529
7,178,694 B2 * 2/2007 Costa et al. 222/153.13
D541,564 S * 5/2007 Pietrowski et al. D9/448
D543,106 S * 5/2007 Foster et al. D9/448
D547,182 S * 7/2007 Foster et al. D9/448
D547,184 S * 7/2007 Kim et al. D9/449
D551,076 S * 9/2007 Bloc D9/448
D566,558 S * 4/2008 Bakic D9/503
D567,651 S * 4/2008 Bloc D9/448
D569,247 S * 5/2008 Decottignies D9/448

* cited by examiner

Primary Examiner—Gary D. Watson

Assistant Examiner—Susan B Hattan

(74) *Attorney, Agent, or Firm*—Kagan Binder, PLLC

(57) **CLAIM**

The ornamental design for a dispenser head, as shown and described.

DESCRIPTION

FIG. 1 is a perspective view of a dispenser head of the present design;

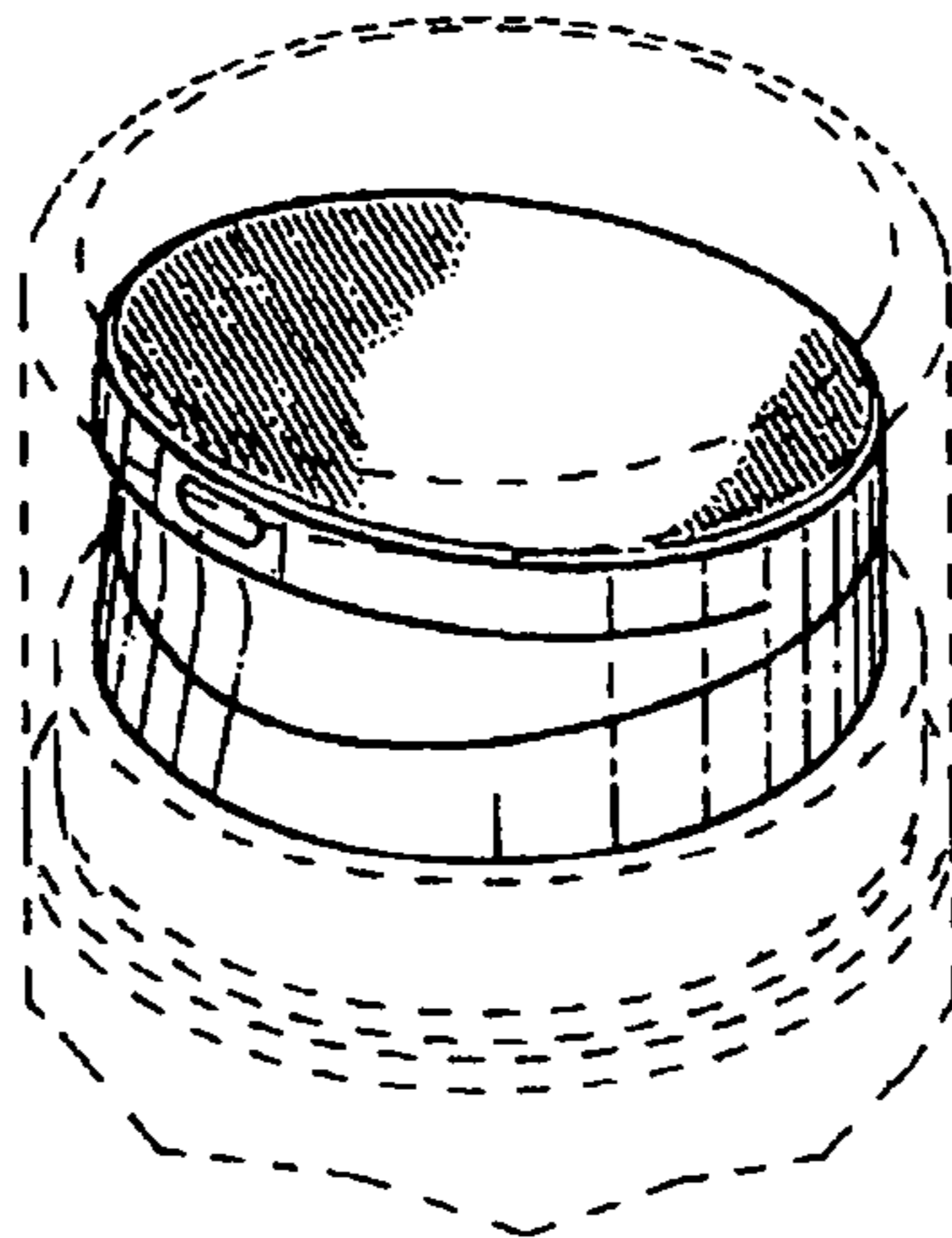
FIG. 2 is a right side elevational view of the dispenser head of FIG. 1, the left side being a mirror image thereof;

FIG. 3 is a front elevational view of the dispenser head of FIG. 1;

FIG. 4 is a top plan view of the dispenser head of FIG. 1; and, FIG. 5 is a rear elevational view of the dispenser head of FIG. 1.

The broken line portions of the drawings depict environmental subject matter only and form no part of the claimed design.

1 Claim, 2 Drawing Sheets



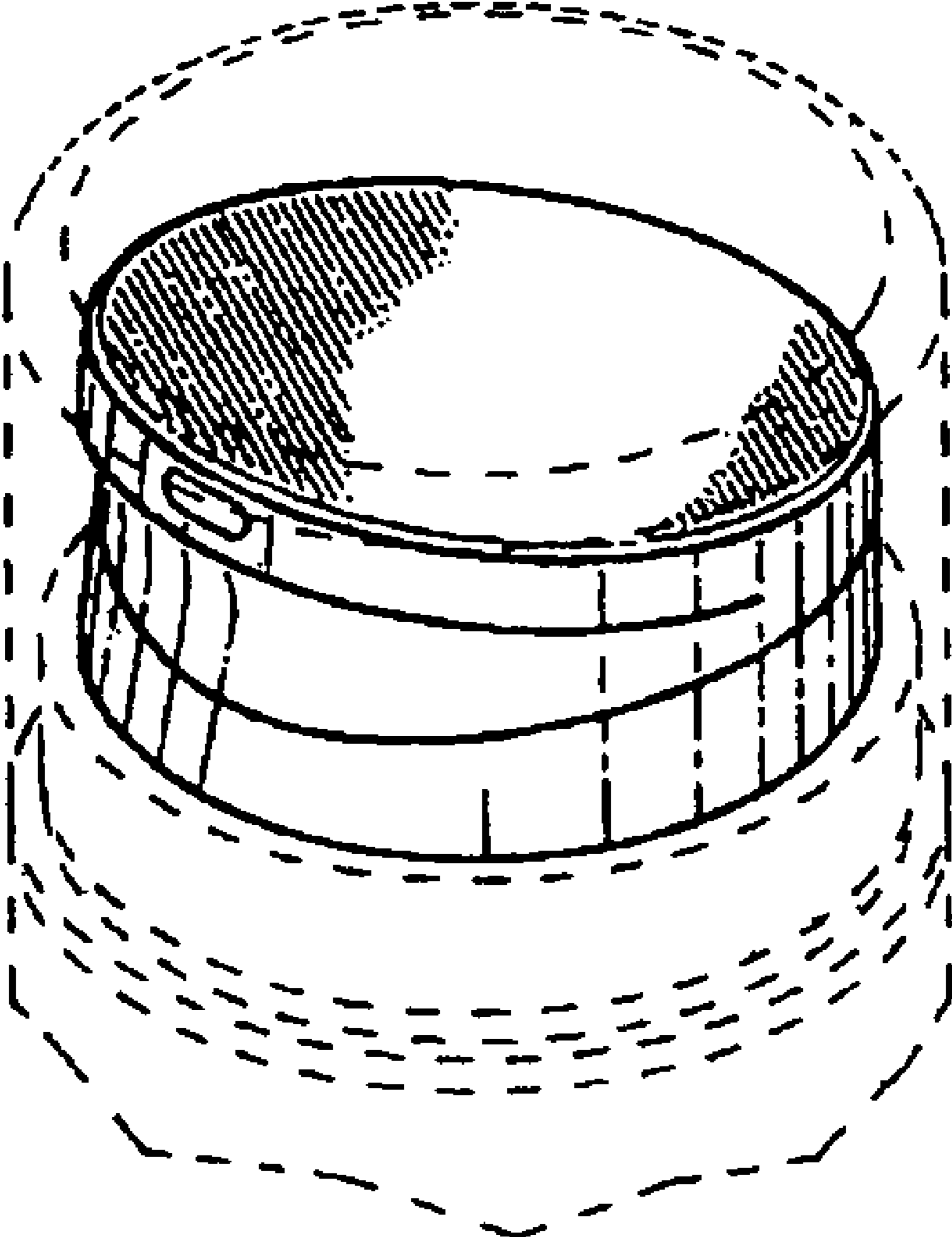


FIG. 1

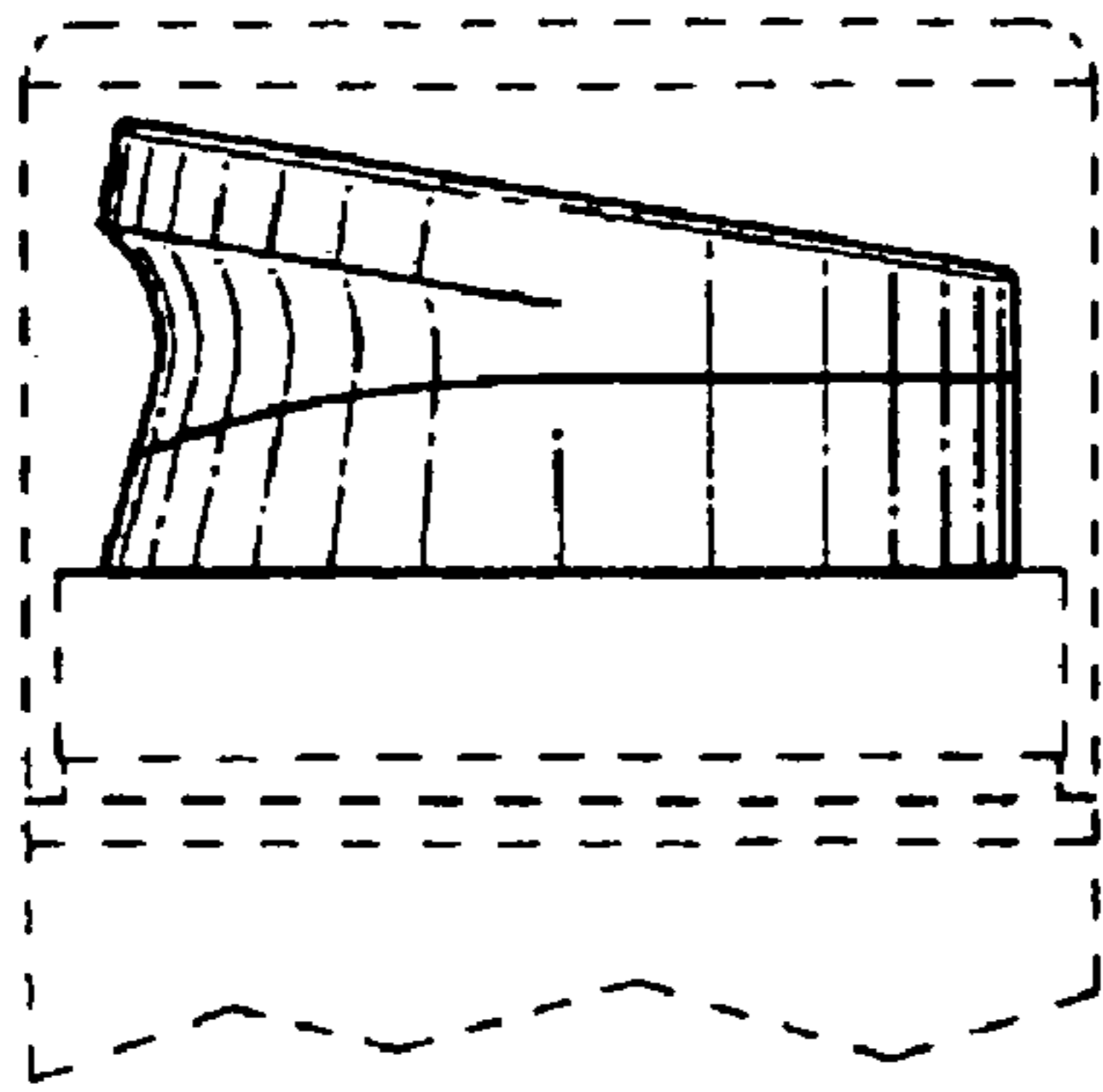


FIG. 2

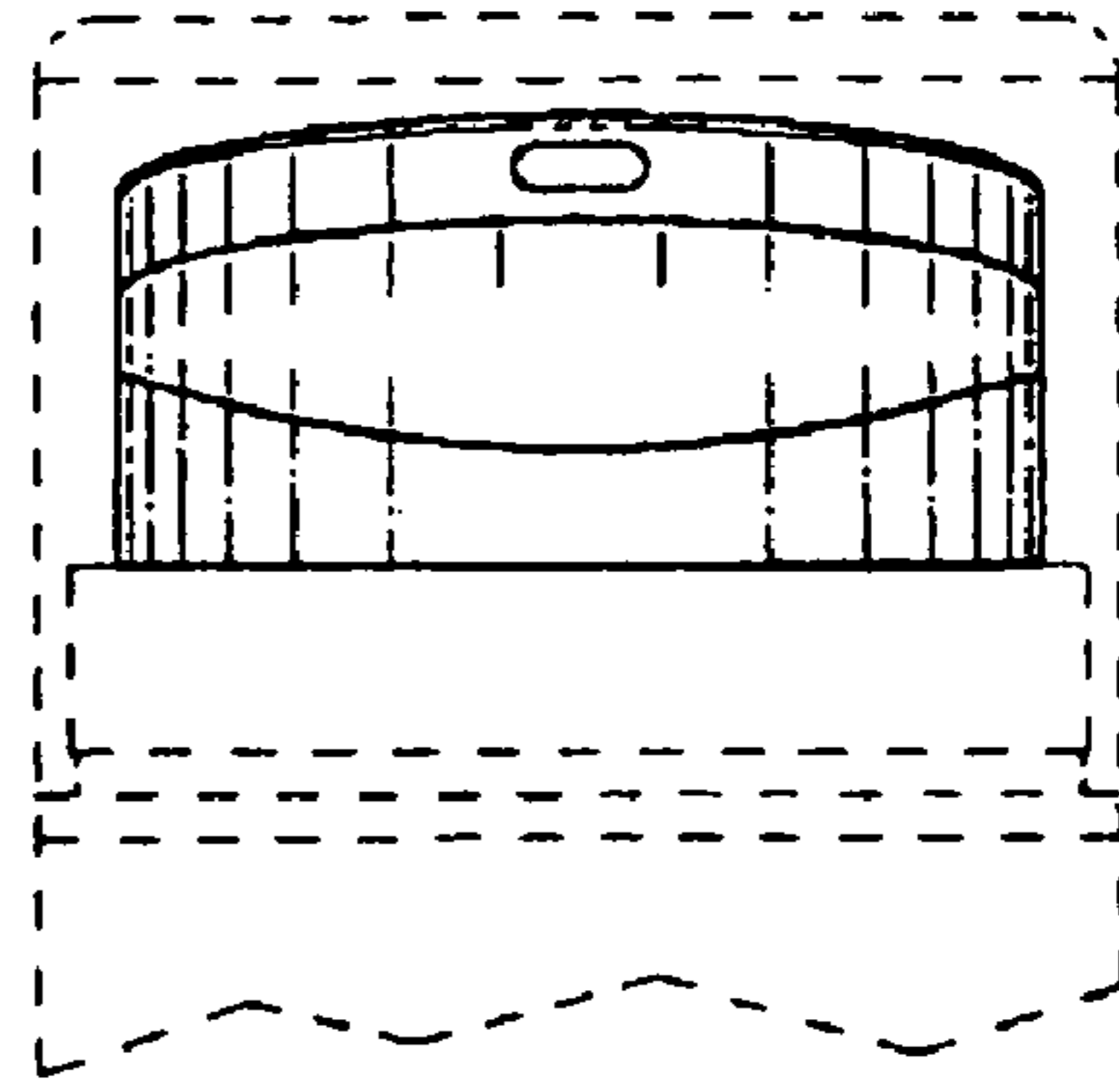


FIG 3

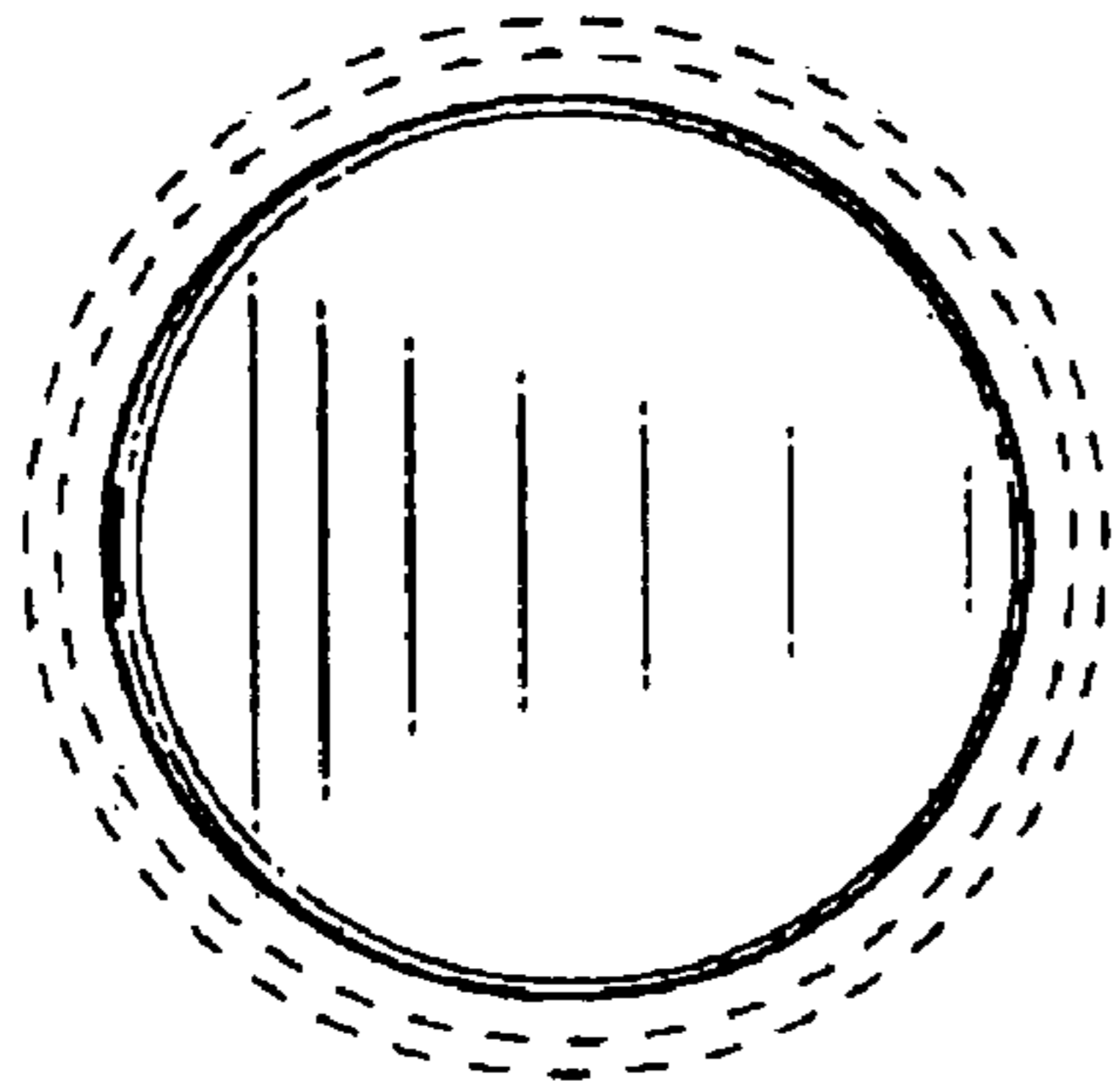


FIG. 4

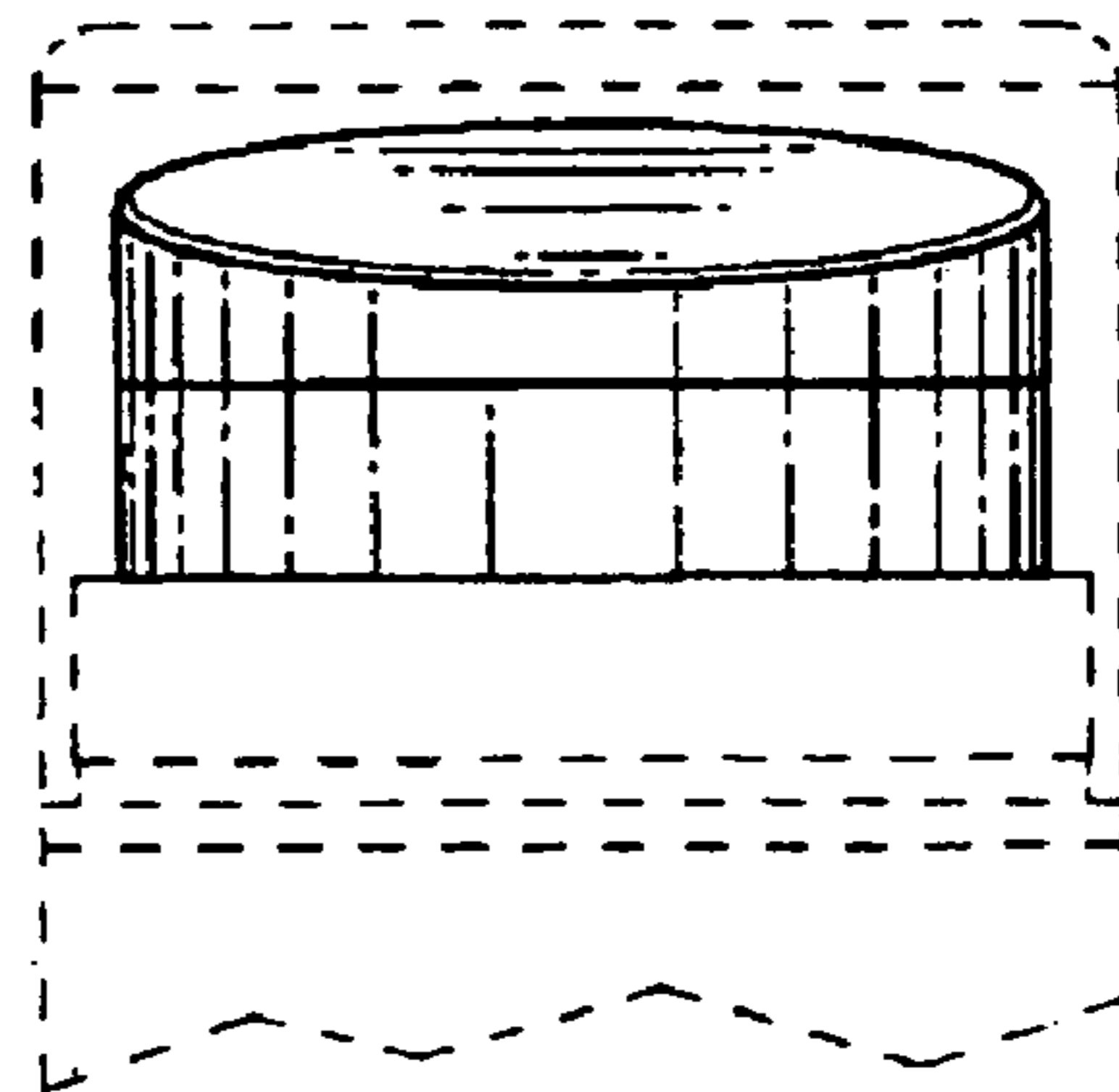


FIG. 5