



US00D581788S

(12) **United States Design Patent**  
**Van Well**

(10) **Patent No.:** **US D581,788 S**  
(45) **Date of Patent:** **\*\* Dec. 2, 2008**

(54) **DISPENSER HEAD**

D490,710 S \* 6/2004 Bayer et al. .... D9/448  
D538,650 S \* 3/2007 Paas et al. .... D9/448

(75) Inventor: **Frank Van Well**, Hilzingen (DE)

(73) Assignee: **Ing. Erich Pfeiffer GmbH** (DE)

(\*\*) Term: **14 Years**

(21) Appl. No.: **29/283,632**

(22) Filed: **Aug. 20, 2007**

(30) **Foreign Application Priority Data**

Feb. 28, 2007 (EM) ..... 000680632-0003

(51) **LOC (8) Cl.** ..... **09-07**

(52) **U.S. Cl.** ..... **D9/448; D9/454**

(58) **Field of Classification Search** ..... D9/694,  
D9/691, 690, 689, 688, 686, 682, 564, 453,  
D9/448, 447, 445, 404; 239/573, 569; 222/649,  
222/635, 566, 384, 321.7, 321.1, 212, 207,  
222/183, 180, 153.13; 220/915

See application file for complete search history.

(56) **References Cited**

**U.S. PATENT DOCUMENTS**

D469,008 S \* 1/2003 Helmlinger ..... D9/689

\* cited by examiner

*Primary Examiner*—Robert M. Spear

*Assistant Examiner*—Susan Bennett Hattan

(74) *Attorney, Agent, or Firm*—Akerman Senterfitt

(57) **CLAIM**

The ornamental design for a dispenser head, as shown and described.

**DESCRIPTION**

FIG. 1 is a side perspective view of the dispenser head;

FIG. 2 is a front elevation view thereof;

FIG. 3 is a side elevation view thereof;

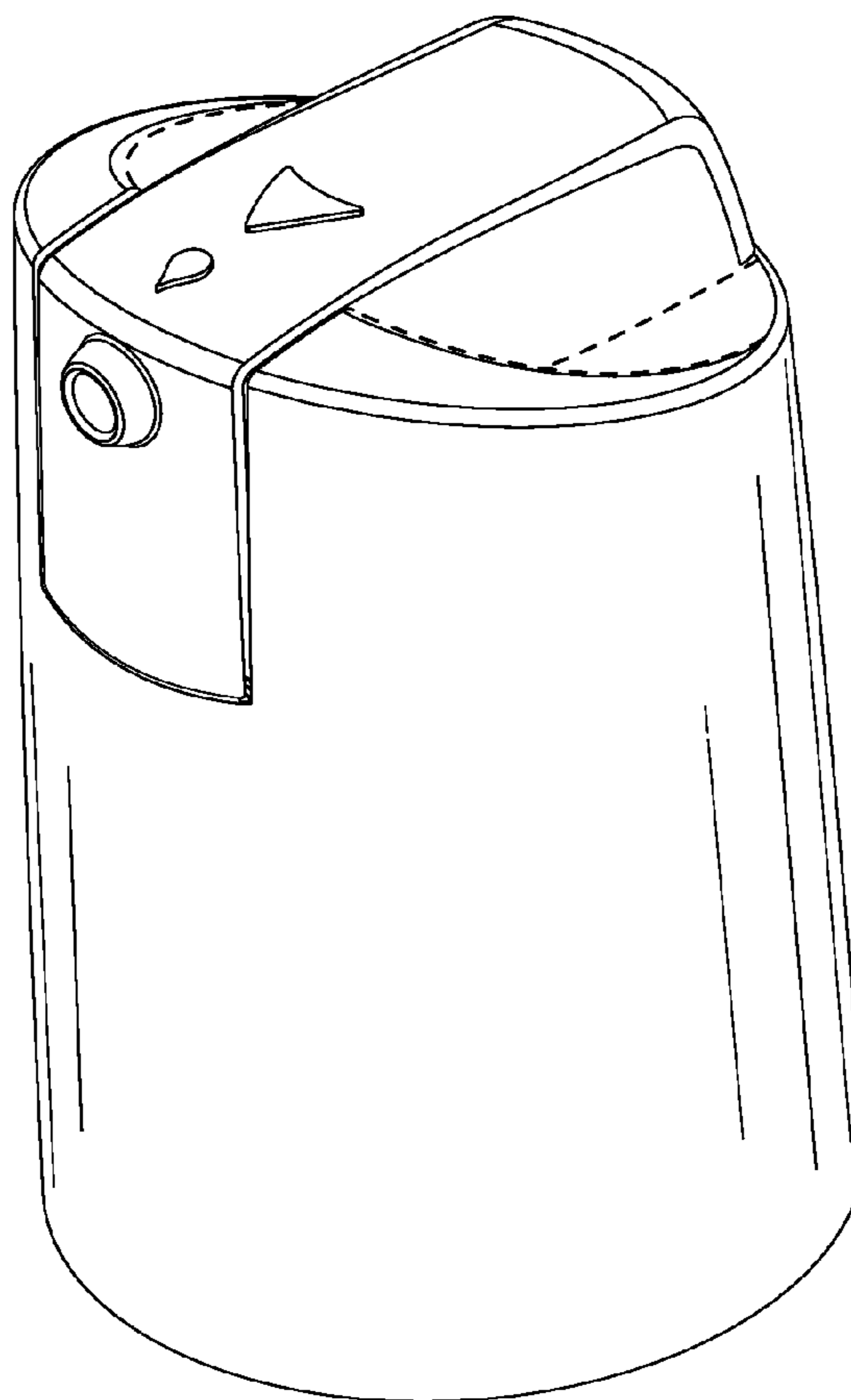
FIG. 4 is the opposite side elevation view thereof;

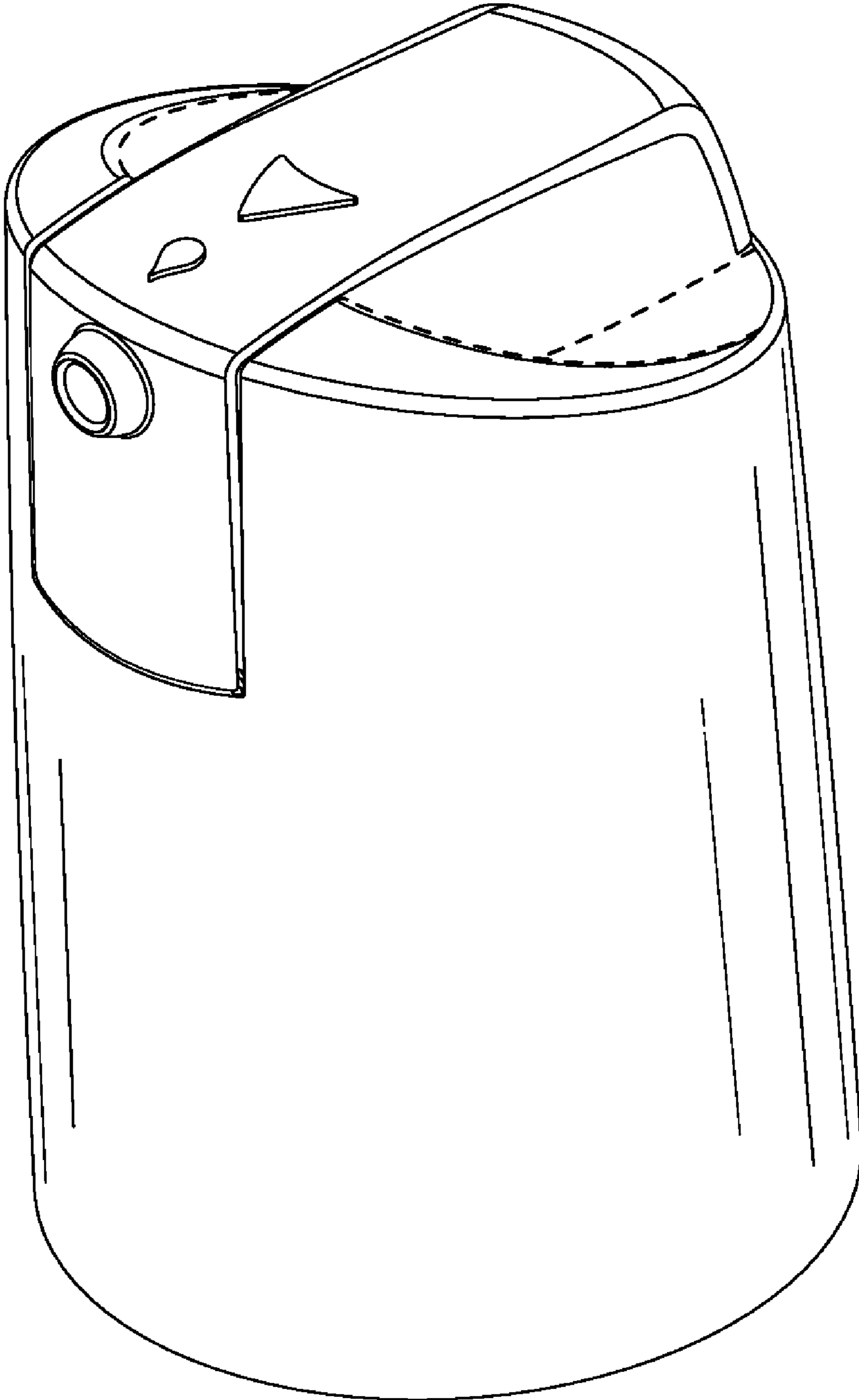
FIG. 5 is a rear elevation view thereof; and,

FIG. 6 is a top plan view thereof.


The broken lines in the drawing depict environmental subject matter only and form no part of the claimed design.

**1 Claim, 6 Drawing Sheets**







**FIG. 1**




**FIG. 2**



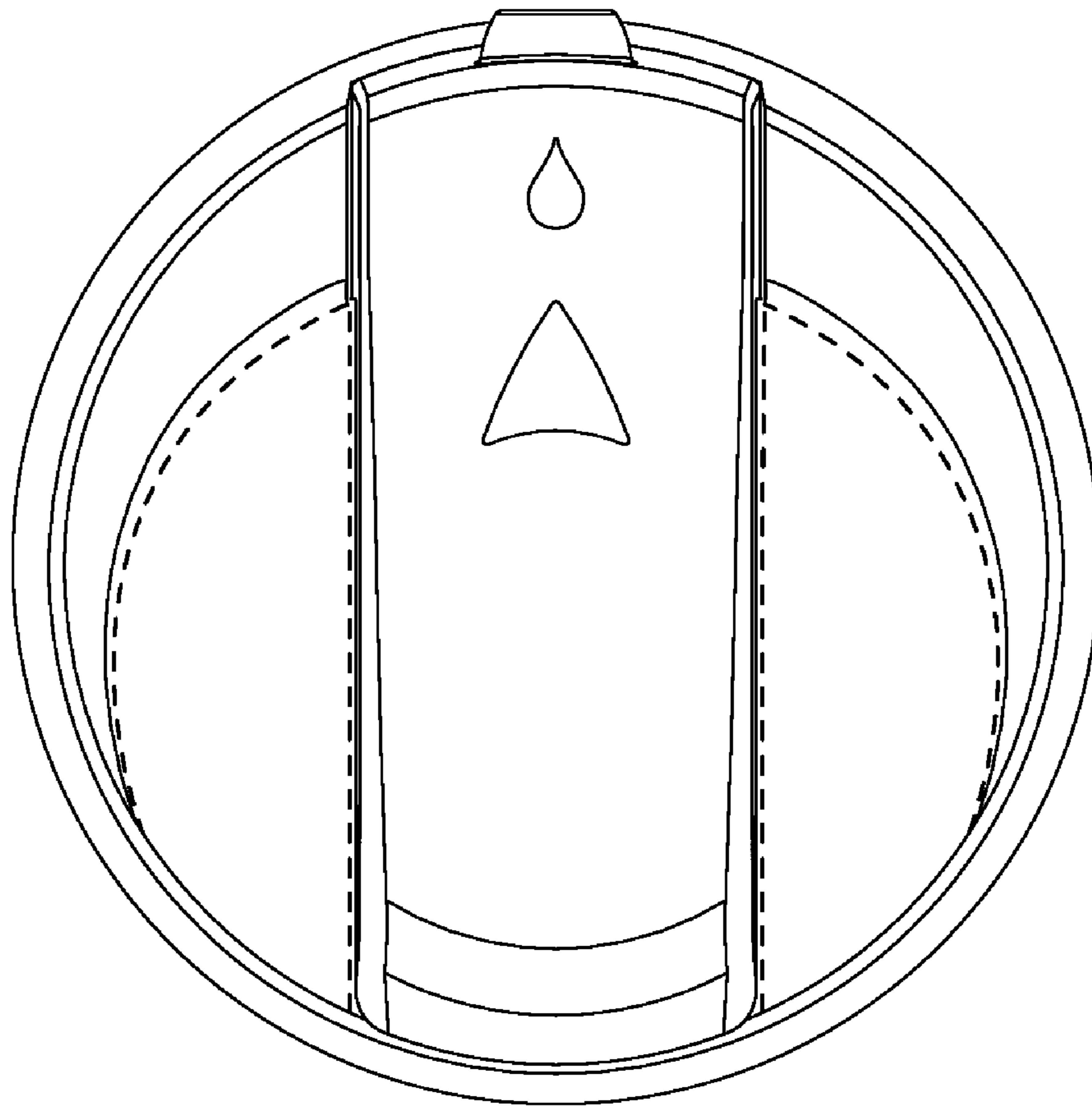
**FIG. 3**



**FIG. 4**



**FIG. 5**



**FIG. 6**