



US00D581771S

(12) **United States Design Patent**
Ernst et al.

(10) **Patent No.:** **US D581,771 S**
(45) **Date of Patent:** **** Dec. 2, 2008**

(54) **WALL MOUNTABLE HOLDER**
(75) Inventors: **Richard J. Ernst**, San Diego, CA (US);
John P. Grimm, Santee, CA (US)
(73) Assignee: **Illinois Tool Works Inc.**, Glenview, IL
(US)
(**) Term: **14 Years**
(21) Appl. No.: **29/305,192**

5,944,295 A 8/1999 McSherry
5,991,998 A 11/1999 Kaneko
6,079,921 A 6/2000 Gauthier et al.
6,139,236 A 10/2000 Ito
6,186,716 B1 2/2001 West et al.
6,196,509 B1* 3/2001 Clemens 248/302
6,196,780 B1 3/2001 Wakai et al.
6,250,865 B1 6/2001 McSherry
6,354,779 B1 3/2002 West et al.
6,382,892 B1 5/2002 Hempfling
6,419,436 B1 7/2002 Gaudron

(22) Filed: **Mar. 14, 2008**

(Continued)

(51) **LOC (8) Cl.** **08-05**
(52) **U.S. Cl.** **D8/372**
(58) **Field of Classification Search** D8/354,
D8/363, 367, 370, 372, 373; D7/372; D6/323;
248/214, 215, 301, 302, 303, 304; 224/268
See application file for complete search history.

FOREIGN PATENT DOCUMENTS

DE 040 16 724 11/1991

(Continued)

(56) **References Cited**

U.S. PATENT DOCUMENTS

D27,018 S * 5/1897 Loughridge D8/354
2,883,720 A 4/1959 Hansen
3,641,866 A 2/1972 Mortensen
4,441,619 A 4/1984 Gibitz
4,601,625 A 7/1986 Ernst et al.
4,763,456 A 8/1988 Giannuzzi
D300,804 S * 4/1989 Myers D8/373
4,892,429 A 1/1990 Giannuzzi
5,039,262 A 8/1991 Giannuzzi
5,160,225 A 11/1992 Chern
5,190,425 A 3/1993 Wieder et al.
5,234,299 A 8/1993 Giannuzzi
5,308,203 A 5/1994 McSherry et al.
5,449,257 A 9/1995 Chiannuzzi
5,482,418 A 1/1996 Giannuzzi
5,529,449 A 6/1996 McSherry et al.
5,536,121 A 7/1996 McSherry
5,558,479 A 9/1996 McElderry
5,625,994 A 5/1997 Giannuzzi
5,692,864 A 12/1997 Powell et al.
5,752,792 A 5/1998 McSherry
5,833,415 A 11/1998 McSherry
5,882,162 A 3/1999 Kaneko

OTHER PUBLICATIONS

PCT Search Report for PCT/US 2006/020692.

Primary Examiner—Robert M Spear
Assistant Examiner—Barbara B Lohr
(74) *Attorney, Agent, or Firm*—Mark W. Croll; Christopher P. Rauch; Beem Patent Law Firm

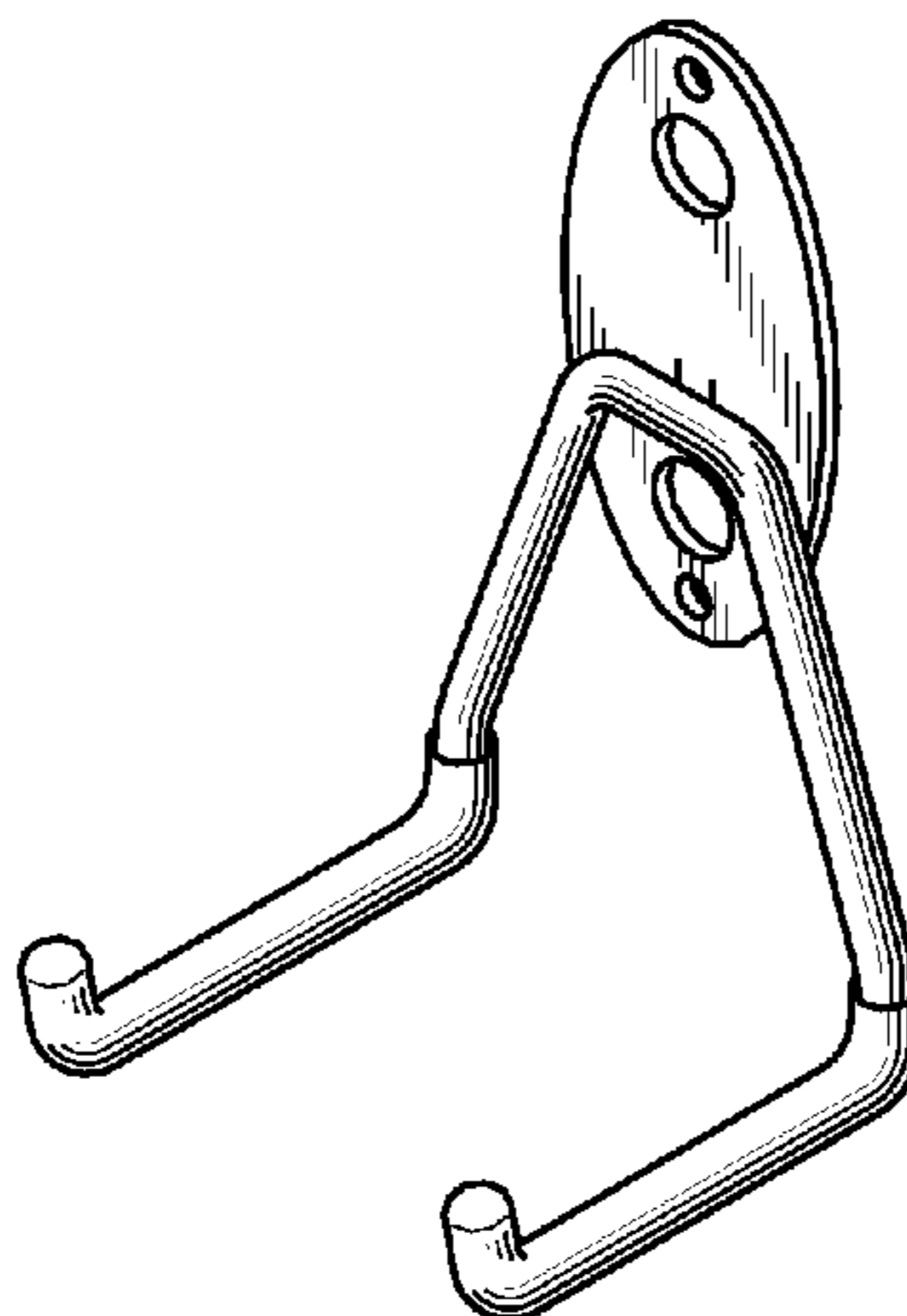
(57) **CLAIM**

The ornamental design for a wall mountable holder, as shown and described.

DESCRIPTION

FIG. 1 is a perspective view of a wall mountable holder showing our new design.
FIG. 2 is a front view of the holder of FIG. 1.
FIG. 3 is a rear view of the holder of FIG. 1
FIG. 4 is a side view of the holder of FIG. 1, the other side being a mirror image thereof.
FIG. 5 is a top view of the holder of FIG. 1; and,
FIG. 6 is a bottom view of the holder of FIG. 1.

1 Claim, 1 Drawing Sheet .



US D581,771 S

Page 2

U.S. PATENT DOCUMENTS

6,676,350 B1 1/2004 McSherry et al.
6,830,228 B2 12/2004 Ernst
D516,413 S * 3/2006 Anderson et al. D8/373
D542,126 S * 5/2007 Ernst et al. D8/373
D550,545 S * 9/2007 Ernst et al. D8/373
D558,029 S * 12/2007 Ernst et al. D8/367
2004/0159766 A1 8/2004 Skorka
2004/0178240 A1* 9/2004 Bauer 224/268
2005/0079027 A1 4/2005 Ernst et al.
2005/0084360 A1 4/2005 Panasik et al.
2006/0024144 A1 2/2006 Ernst et al.

FOREIGN PATENT DOCUMENTS

DE 295 02 052 U 3/1995

DE 295 09 487 U 3/1995
DE 093 01 098 1/1997
DE 19 852 339 5/2000
EP 0 965 767 A1 6/1999
EP 0 951 869 10/1999
EP 1 298 331 A 2/2003
EP 1 522 744 A1 8/2004
FR 439 431 ET 439 432 9/1996
GB 2 357 130 A 6/2001
JP 02005121224 A 3/2005
WO WO-1999/05420 2/1999
WO WO-2004/053341 6/2004
WO WO-2004/079209 9/2004
WO WO-2004/079210 9/2004
WO WO/2005/038275 4/2005

* cited by examiner

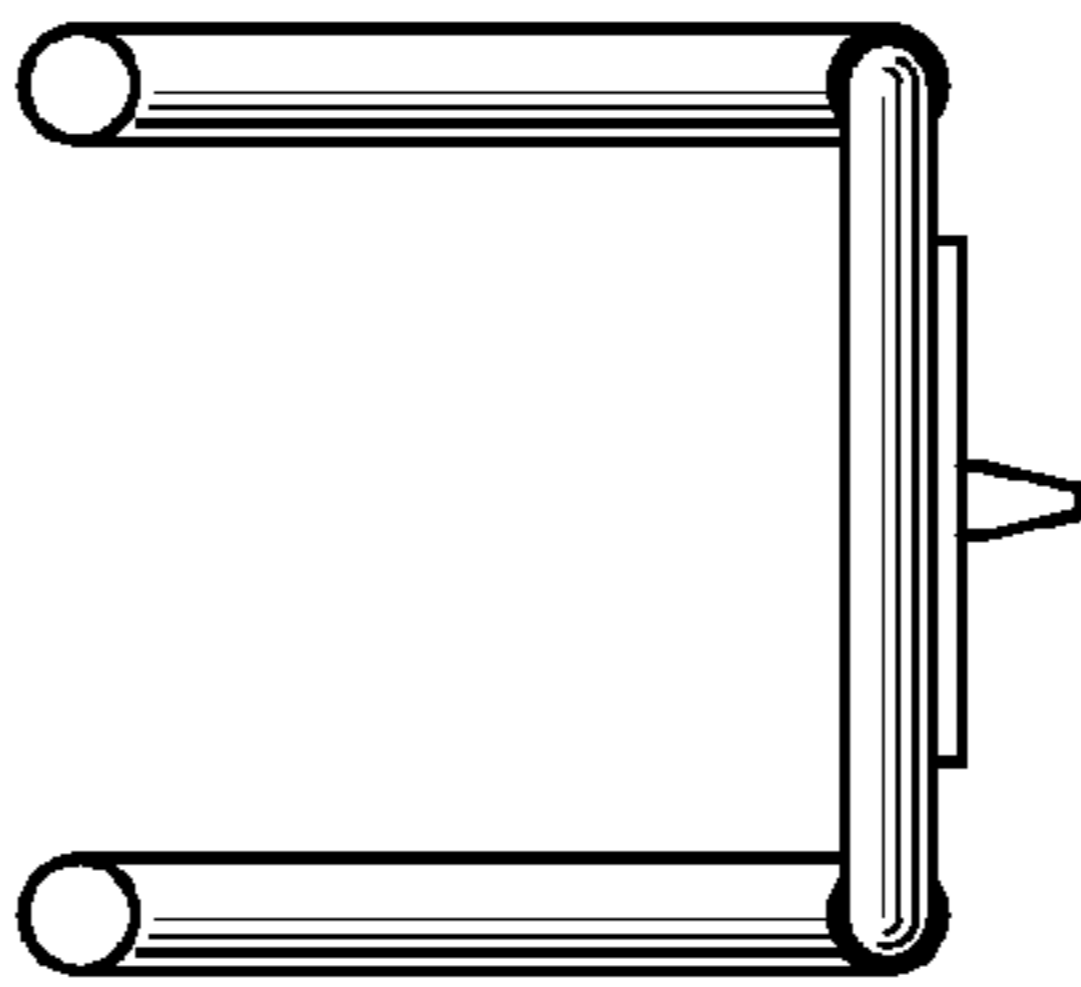
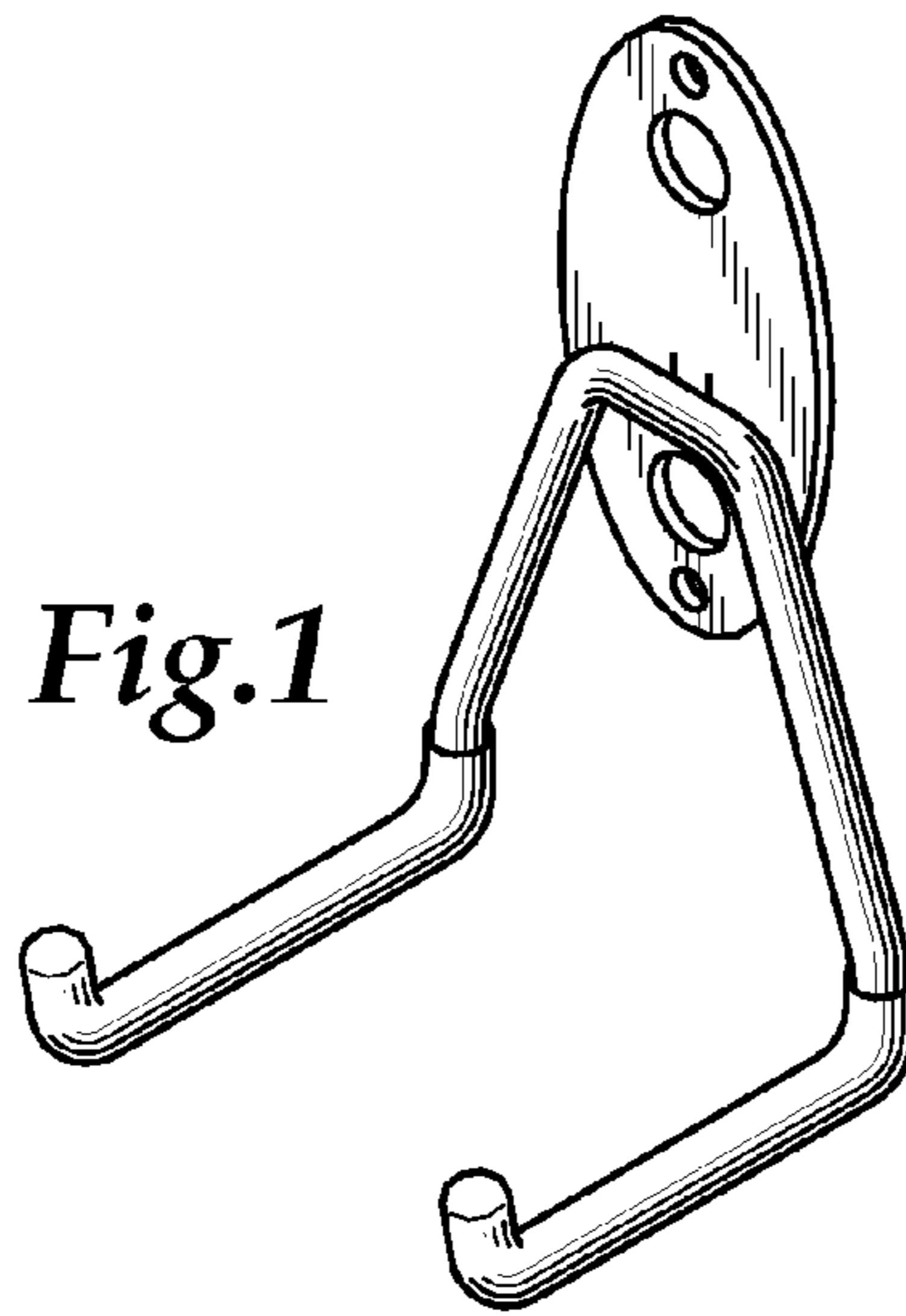


Fig. 5

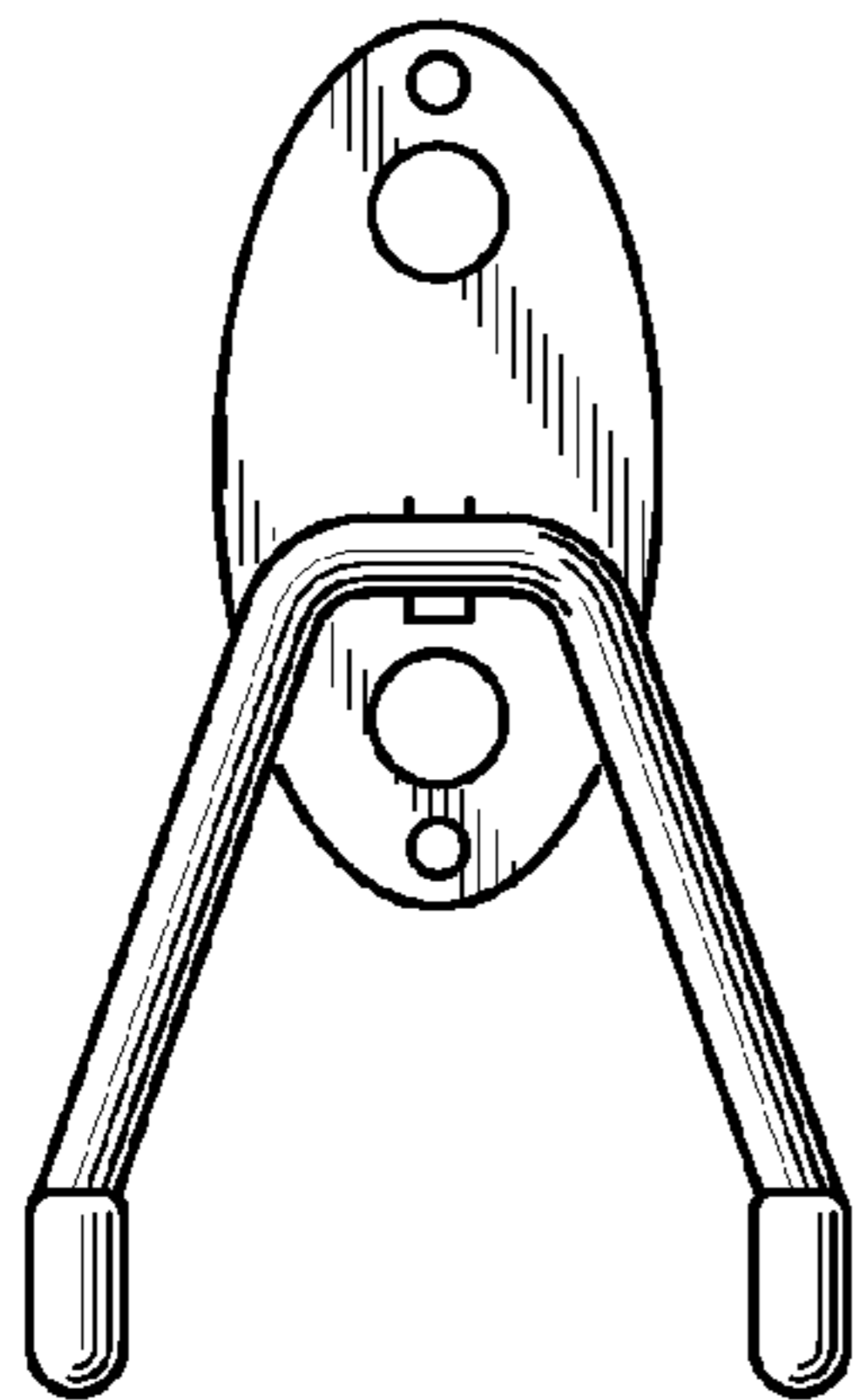


Fig. 2

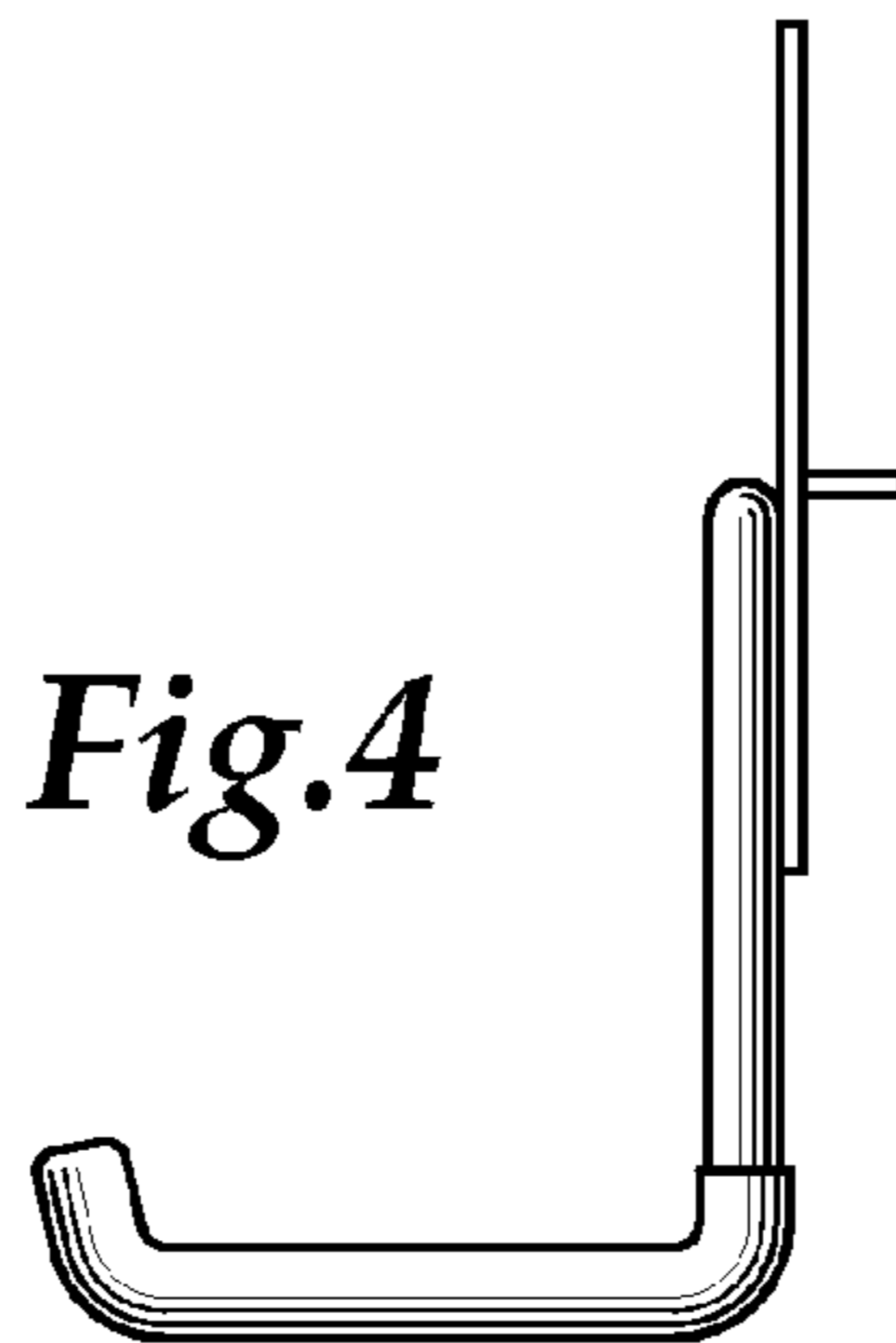


Fig. 4

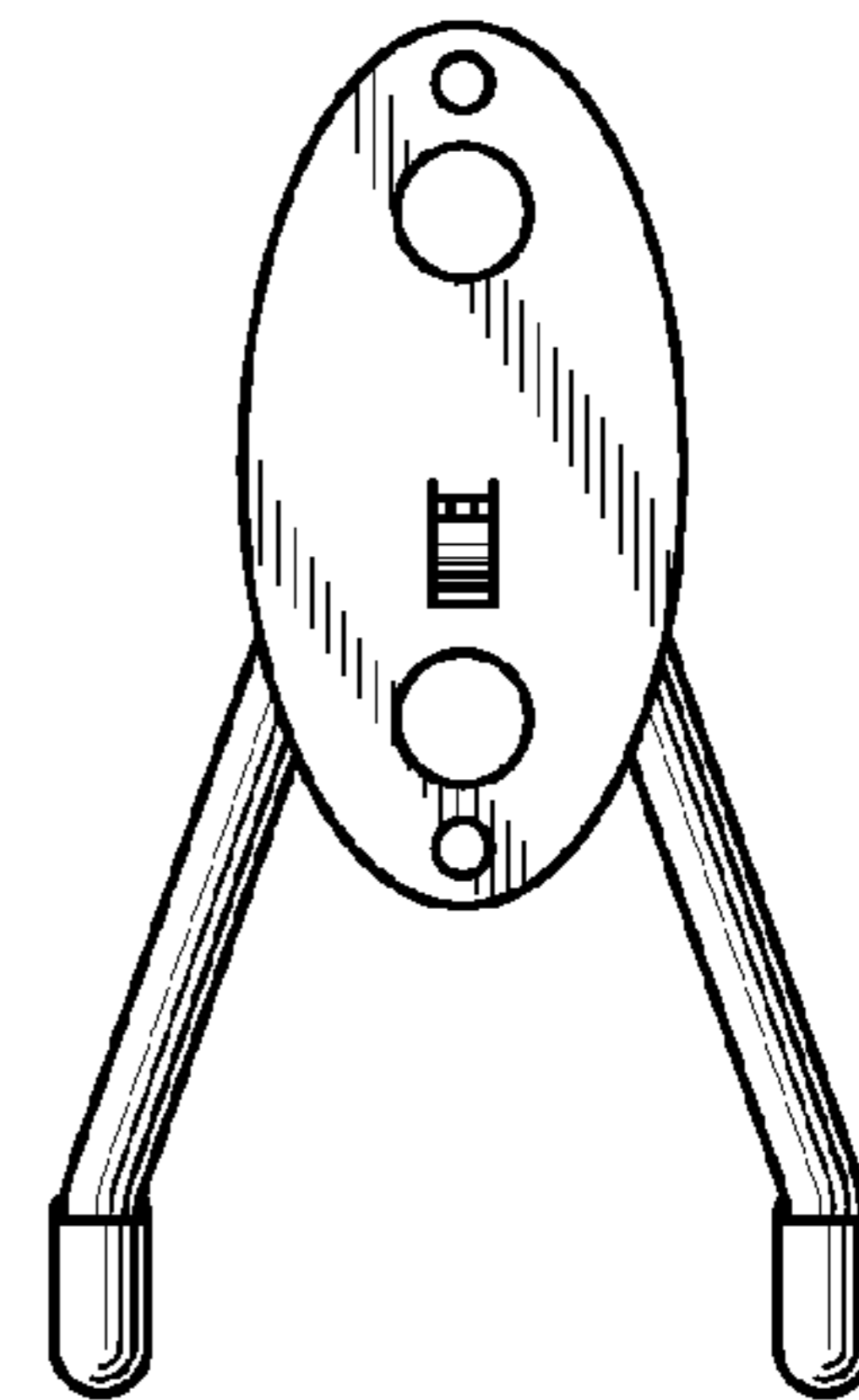


Fig. 3

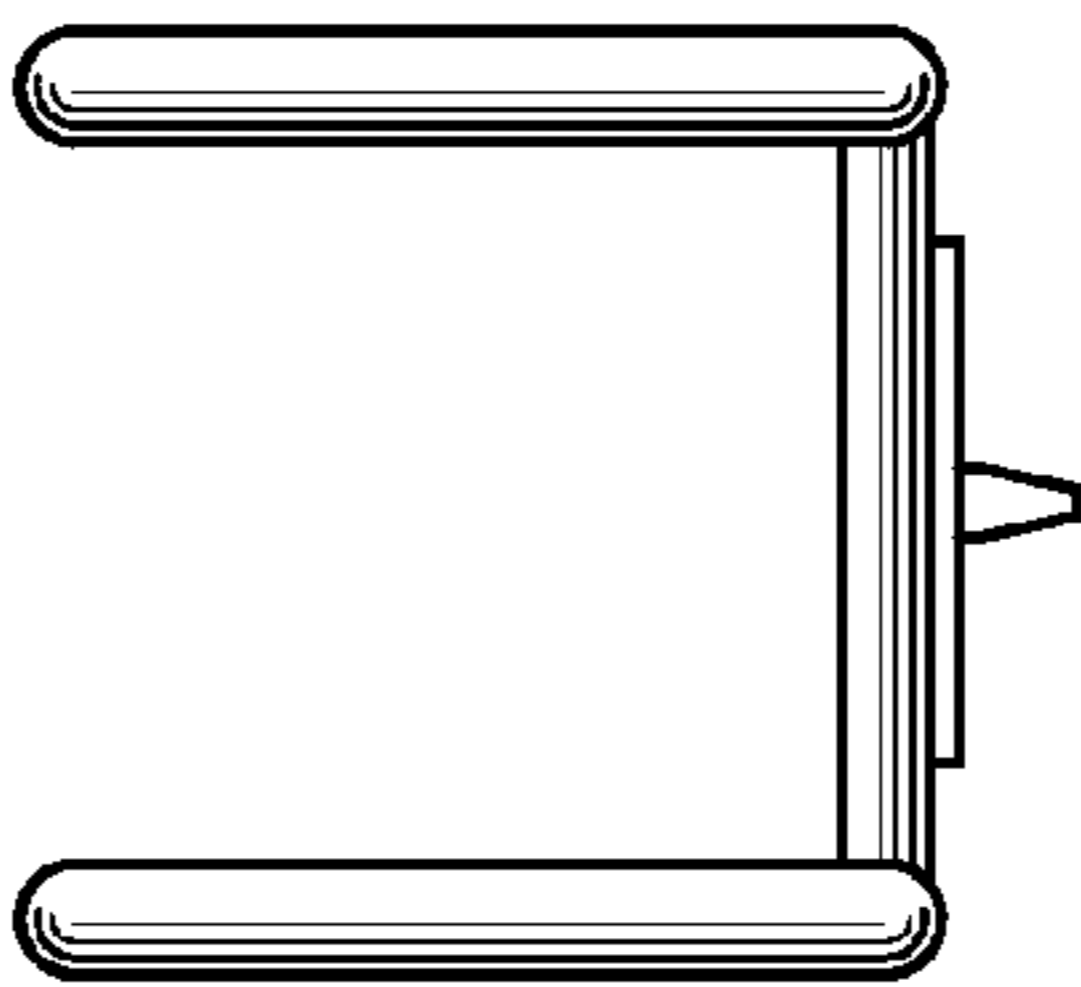


Fig. 6