



US00D581769S

(12) **United States Design Patent**
Mattson et al.

(10) **Patent No.:** **US D581,769 S**

(45) **Date of Patent:** **** Dec. 2, 2008**

(54) **CABINET HANDLE**

(75) Inventors: **Deborah Mattson**, Plainwell, MI (US);
Jonathan Lorenz, Grand Rapids, MI
(US); **Scott A. Thor**, Grand Rapids, MI
(US); **Kevin Dewald**, Spring Lake, MI
(US)

(73) Assignee: **Belwith International, Ltd.**, Grand
Rapids, MI (US)

(**) Term: **14 Years**

(21) Appl. No.: **29/277,087**

(22) Filed: **Feb. 13, 2007**

(51) **LOC (8) Cl.** **08-06**

(52) **U.S. Cl.** **D8/316; D8/310; D8/307**

(58) **Field of Classification Search** D8/300,
D8/302, 305, 307, 310–321, DIG. 1, DIG. 2;
D7/393, 394; D3/318; D23/250–254, 303,
D23/305; D6/549; D15/89; 292/347, 336.3;
16/441, 118, 111 R, 110 R, DIG. 19, DIG. 30,
16/110.1, 412, 414–420, 443–446; 211/16;
220/752–754

See application file for complete search history.

(56) **References Cited**

U.S. PATENT DOCUMENTS

D820 S *	8/1856	Blake et al.	D8/313
354,607 A *	12/1886	Matthews	29/896.5
D18,978 S *	4/1889	Coffin	D8/313
D53,683 S *	8/1919	Jordan	D6/549
D83,924 S *	4/1931	Sakier	D23/245
1,855,482 A *	4/1932	McArthur	16/417
D169,533 S *	5/1953	Deadrick	D8/319
2,793,386 A *	5/1957	Muhlhauser	16/416
2,796,627 A *	6/1957	Heyer	16/417
D180,684 S *	7/1957	Clayton	D8/317
D185,098 S *	5/1959	Prescott	D8/307
D185,283 S *	5/1959	Heyer	D8/307
3,487,496 A *	1/1970	Warbington et al.	16/414

D242,619 S *	12/1976	Bake et al.	D23/250
D247,663 S *	4/1978	Spellier	D8/313
D248,624 S *	7/1978	Spellier	D8/313
D322,385 S *	12/1991	Simonton et al.	D8/313
D327,530 S *	6/1992	Rawald	D23/250
D429,140 S *	8/2000	Schacht et al.	D8/314
D442,846 S *	5/2001	Bastian	D8/313
D457,800 S *	5/2002	Petri	D8/313
D466,741 S *	12/2002	Moore	D6/549
D473,932 S *	4/2003	Caplow	D23/252
D477,951 S *	8/2003	Ouano	D6/549
D478,755 S *	8/2003	Moore	D6/524
D482,917 S *	12/2003	Chen	D6/524
D490,612 S *	6/2004	Fenton	D3/318
D501,785 S *	2/2005	Mogus	D8/313
D508,197 S *	8/2005	Baldwin et al.	D8/313
D530,956 S *	10/2006	Gilbert	D6/550
D542,622 S *	5/2007	Ricereto	D8/307
D543,436 S *	5/2007	Ricereto	D8/316
D550,009 S *	9/2007	Rexach	D6/524
D553,404 S *	10/2007	Rexach	D6/524

* cited by examiner

Primary Examiner—Mitchell I. Siegel

Assistant Examiner—Mark A Goodwin

(74) *Attorney, Agent, or Firm*—Perman & Green, LLP

(57) **CLAIM**

The ornamental design for a cabinet handle, as shown and described.

DESCRIPTION

FIG. 1 is a perspective view of a cabinet handle showing our new design;

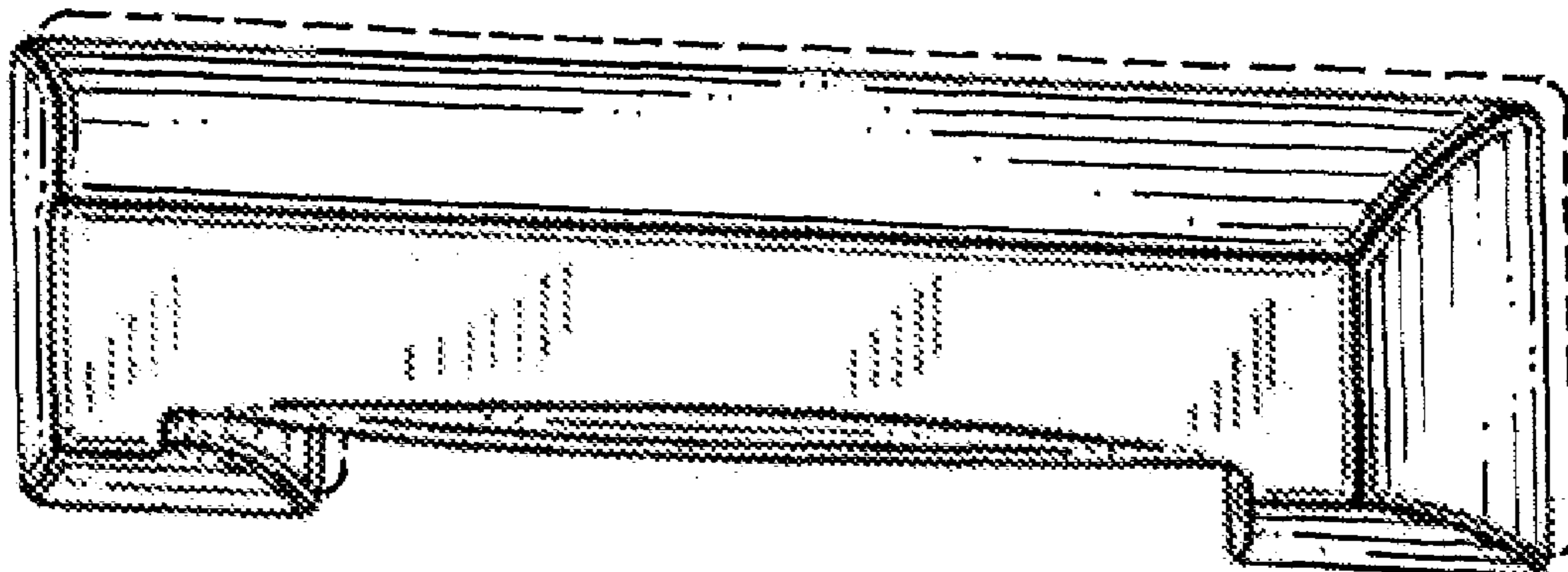
FIG. 2 is a top view of the handle shown in FIG. 1;

FIG. 3 is a front view of the handle shown in FIG. 1; and,

FIG. 4 is a side view of the handle shown in FIG. 1.

Portions of the cabinet handle of FIGS. 1–4 that are shown as broken lines are for illustrative purposes only and form no part of the claimed design.

1 Claim, 1 Drawing Sheet



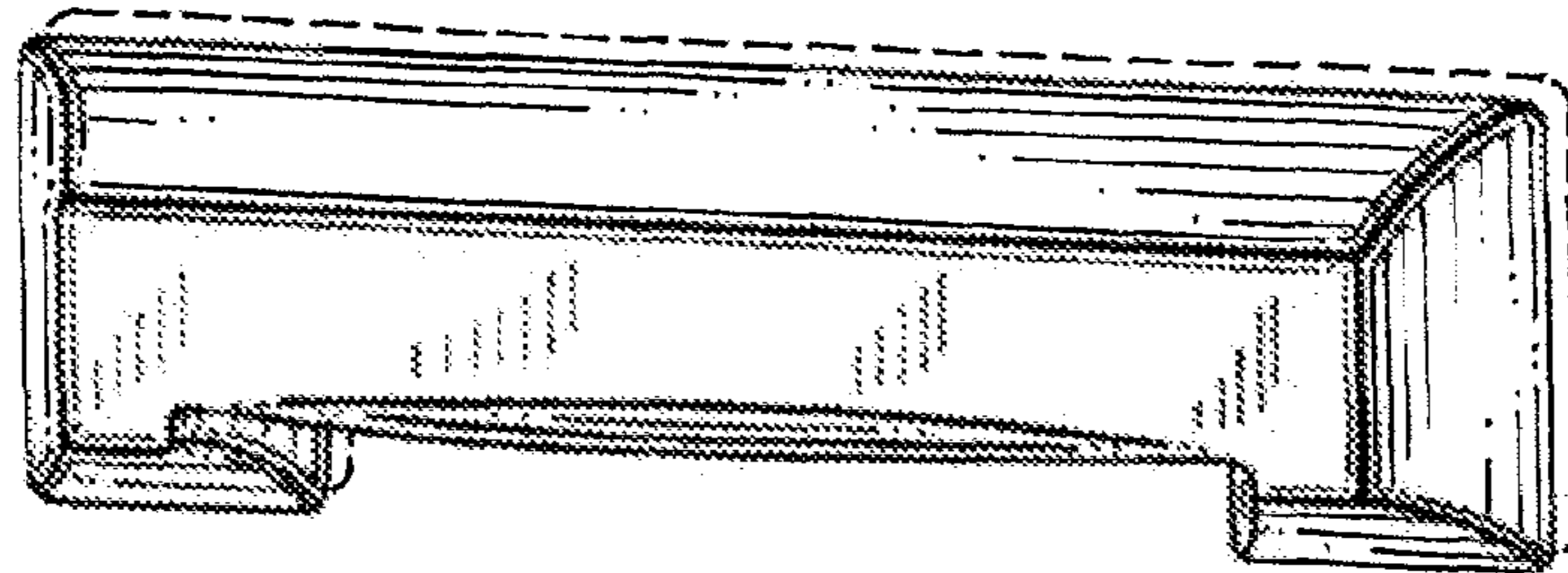


FIG. 1

FIG. 2

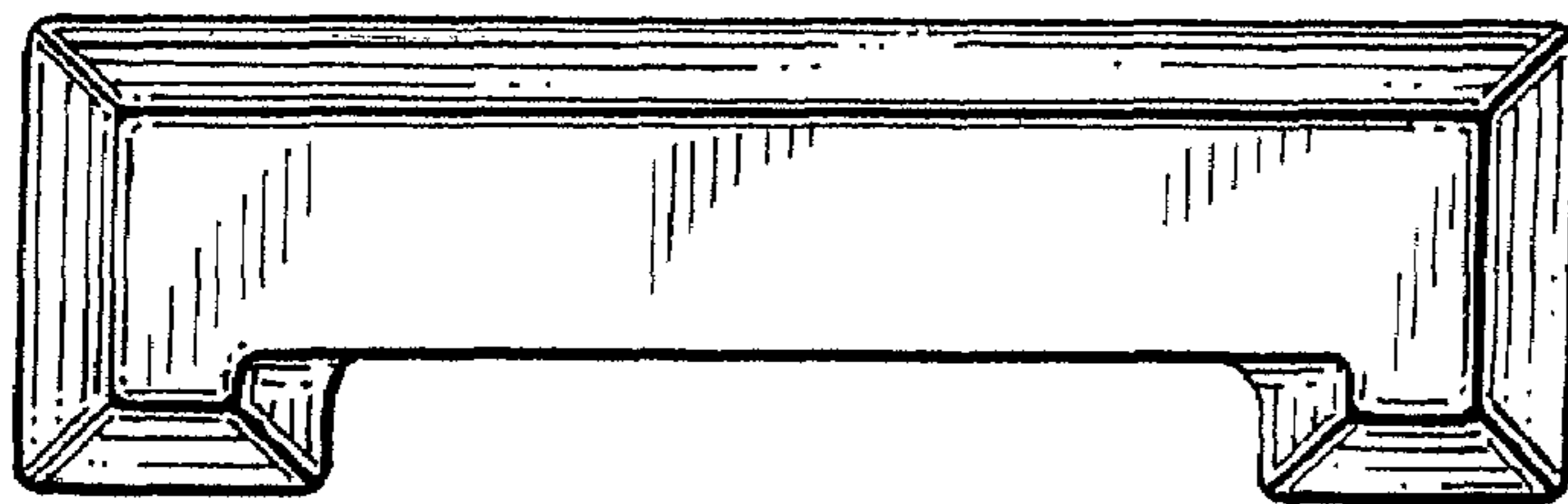



FIG. 3




FIG. 4