



US00D581768S

(12) **United States Design Patent**  
**Matijevic**

(10) **Patent No.:** **US D581,768 S**

(45) **Date of Patent:** **\*\* Dec. 2, 2008**

(54) **FURNITURE HANDLE**

(75) Inventor: **Zoran Matijevic**, Birmingham (GB)

(73) Assignee: **Crofts & Assinder Limited**,  
Birmingham (GB)

(\*\*) Term: **14 Years**

(21) Appl. No.: **29/291,255**

(22) Filed: **Aug. 20, 2007**

(30) **Foreign Application Priority Data**

May 4, 2007 (EM) ..... 000719281

(51) **LOC (8) Cl.** ..... **08-06**

(52) **U.S. Cl.** ..... **D8/315**; D8/317; D8/305

(58) **Field of Classification Search** ..... D8/300,  
D8/302, 305, 311-321, DIG. 1, DIG. 2, DIG. 10;  
D7/393, 394; D3/318; D6/549, 524, 533,  
D6/550; D23/250-254, 303, 305; D15/89;  
292/347, 336.3; 211/16, 182; 220/752-754;  
16/441, 118, 110 R, 111 R, DIG. 19, DIG. 30,  
16/110.1, 412, 414-420, 443-446  
See application file for complete search history.

(56) **References Cited**

**U.S. PATENT DOCUMENTS**

- D316,805 S \* 5/1991 Paulson et al. .... D8/319
- D316,807 S \* 5/1991 Paulson et al. .... D8/319
- D319,772 S \* 9/1991 Mosch ..... D8/319
- D326,992 S \* 6/1992 Clayton ..... D8/317
- D326,993 S \* 6/1992 Clayton ..... D8/318
- D326,994 S \* 6/1992 Bishop ..... D8/318
- D342,436 S \* 12/1993 Cook et al. .... D8/317
- D355,835 S \* 2/1995 Chieda ..... D8/305
- D355,839 S \* 2/1995 Chieda ..... D8/317
- D356,724 S \* 3/1995 Chieda ..... D8/305
- D357,168 S \* 4/1995 Chieda ..... D8/315

- D361,495 S \* 8/1995 Warshawsky ..... D8/316
- D361,496 S \* 8/1995 Chieda ..... D8/317
- D361,498 S \* 8/1995 Chieda ..... D8/317
- D361,707 S \* 8/1995 Chieda ..... D8/305
- D369,289 S \* 4/1996 Caugh et al. .... D8/317
- D373,067 S \* 8/1996 De'Armond ..... D8/317
- D399,117 S \* 10/1998 Burns et al. .... D8/317
- D411,794 S \* 7/1999 O'Neil ..... D8/305
- D422,878 S \* 4/2000 Marshall et al. .... D8/317
- D437,202 S \* 2/2001 O'Neil ..... D8/317
- D450,999 S \* 11/2001 Dewald et al. .... D8/317
- D471,074 S \* 3/2003 Fields ..... D8/315
- D499,632 S \* 12/2004 Roberts et al. .... D8/315
- D520,858 S \* 5/2006 Miller ..... D8/315
- D540,649 S \* 4/2007 Hsu ..... D8/315
- D542,119 S \* 5/2007 Ricereto ..... D8/317
- D553,943 S \* 10/2007 Jou ..... D8/305

\* cited by examiner

*Primary Examiner*—Stella M. Reid

*Assistant Examiner*—Mark A Goodwin

(74) *Attorney, Agent, or Firm*—Chernoff, Vilhauer, McClung  
& Stenzel, LLP

(57) **CLAIM**

The ornamental design for a furniture handle, as shown and described.

**DESCRIPTION**

FIG. 1 is a top plan view of a furniture handle showing my new design;

FIG. 2 is a left side view thereof;

FIG. 3 is a front elevation view thereof;

FIG. 4 is a right side view thereof;

FIG. 5 is a bottom plan view thereof;

FIG. 6 is a back elevation view thereof; and,

FIG. 7 is a top front perspective view thereof.

**1 Claim, 1 Drawing Sheet**






FIG. 1




FIG. 2




FIG. 3



FIG. 4

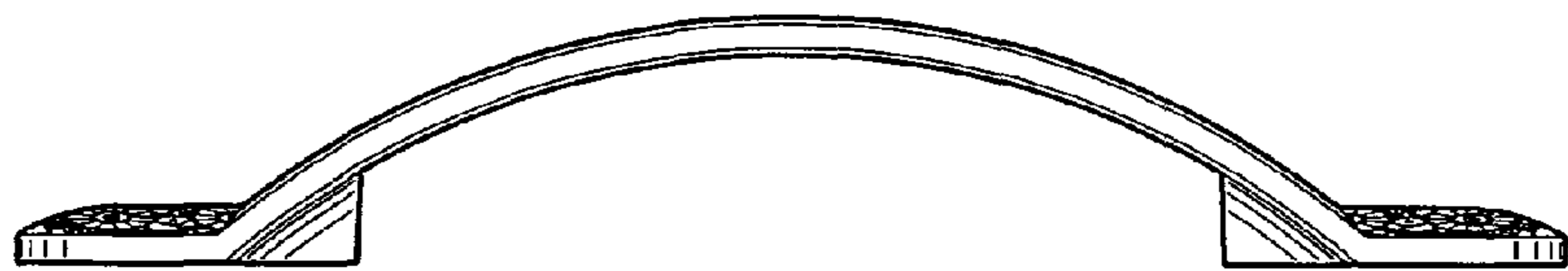


FIG. 4



FIG. 6




FIG. 7