



US00D581766S

(12) **United States Design Patent**  
**Heneen et al.**

(10) **Patent No.:** **US D581,766 S**  
(45) **Date of Patent:** **\*\* Dec. 2, 2008**

(54) **TOOL HANDLE**

(75) Inventors: **Marcus Heneen**, Stockholm (SE);  
**Daniel Höglund**, Älvsjö (SE)

(73) Assignee: **Isaberg Rapid AB**, Hestra (SE)

(\*\*) Term: **14 Years**

(21) Appl. No.: **29/279,211**

(22) Filed: **Apr. 23, 2007**

(30) **Foreign Application Priority Data**

Oct. 24, 2006 (EM) ..... 000616065

(51) **LOC (8) Cl.** ..... **08-05**

(52) **U.S. Cl.** ..... **D8/107**

(58) **Field of Classification Search** ..... D8/82-87,  
D8/107; 81/177.1, 436, 437, 439, 440, 438;  
16/11 R, 111 R, 110.1

See application file for complete search history.

(56) **References Cited**

**U.S. PATENT DOCUMENTS**

D187,327 S \* 3/1960 Daemmer ..... D22/118

D349,227 S \* 8/1994 Ragland et al. .... D8/99

D399,720 S \* 10/1998 Owens et al. .... D8/98  
D427,871 S \* 7/2000 Price ..... D8/62  
D484,021 S \* 12/2003 Mariol ..... D8/99  
D520,327 S \* 5/2006 Gist et al. .... D8/99  
D564,329 S \* 3/2008 Hsieh ..... D8/107

\* cited by examiner

*Primary Examiner*—Clare E Heflin

*Assistant Examiner*—Barbara Fox

(74) *Attorney, Agent, or Firm*—Miles & Stockbridge P.C.

(57) **CLAIM**

The ornamental design for a tool handle, as shown.

**DESCRIPTION**

FIG. 1 is a front, left-side perspective view of a tool handle showing our new design;

FIG. 2 is a left side view thereof;

FIG. 3 is a right side view thereof;

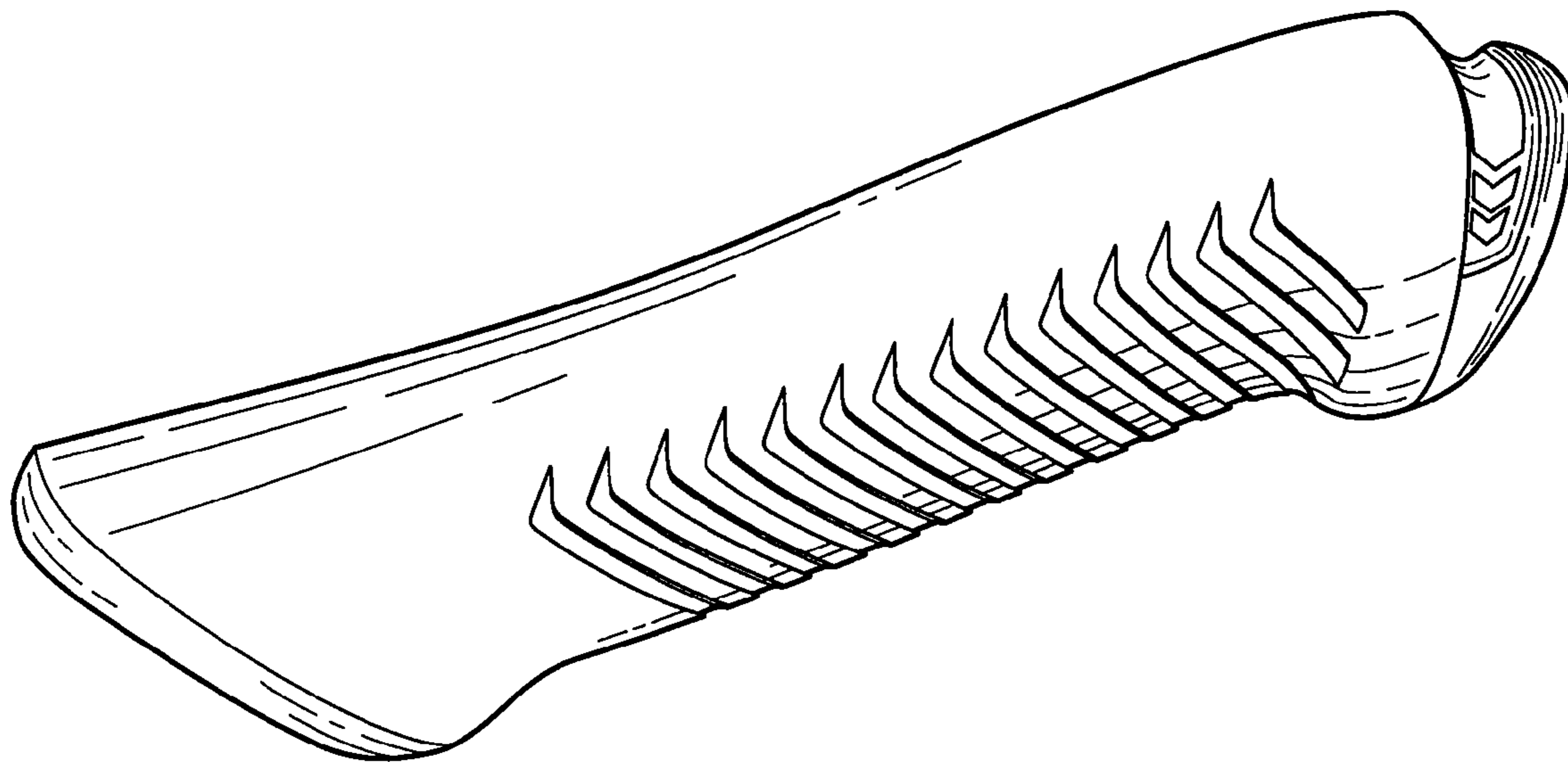
FIG. 4 is a bottom view thereof;

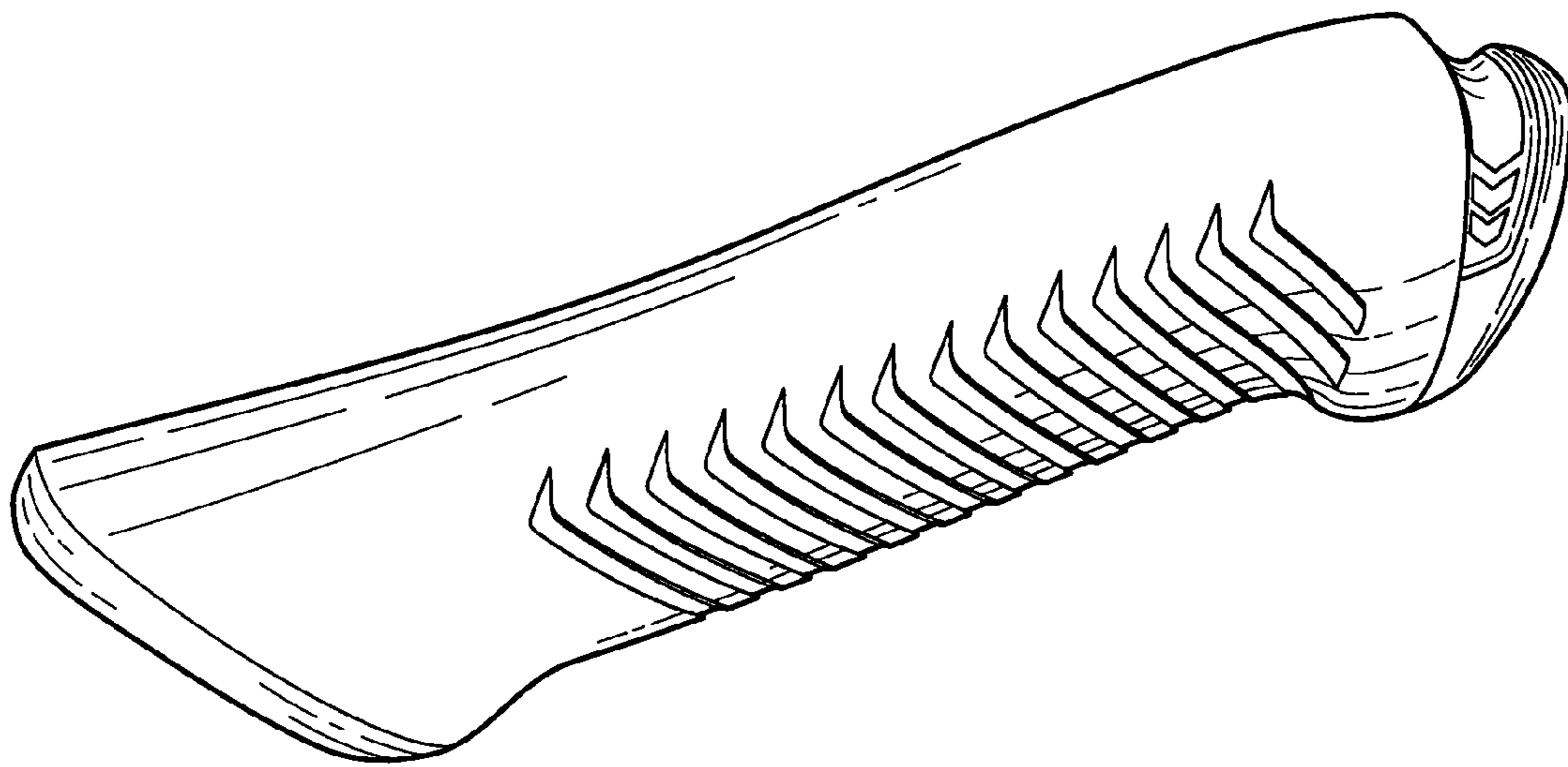
FIG. 5 is a top view thereof;

FIG. 6 is a front view thereof; and,

FIG. 7 is a rear view thereof.

**1 Claim, 4 Drawing Sheets**





*FIG. 1*

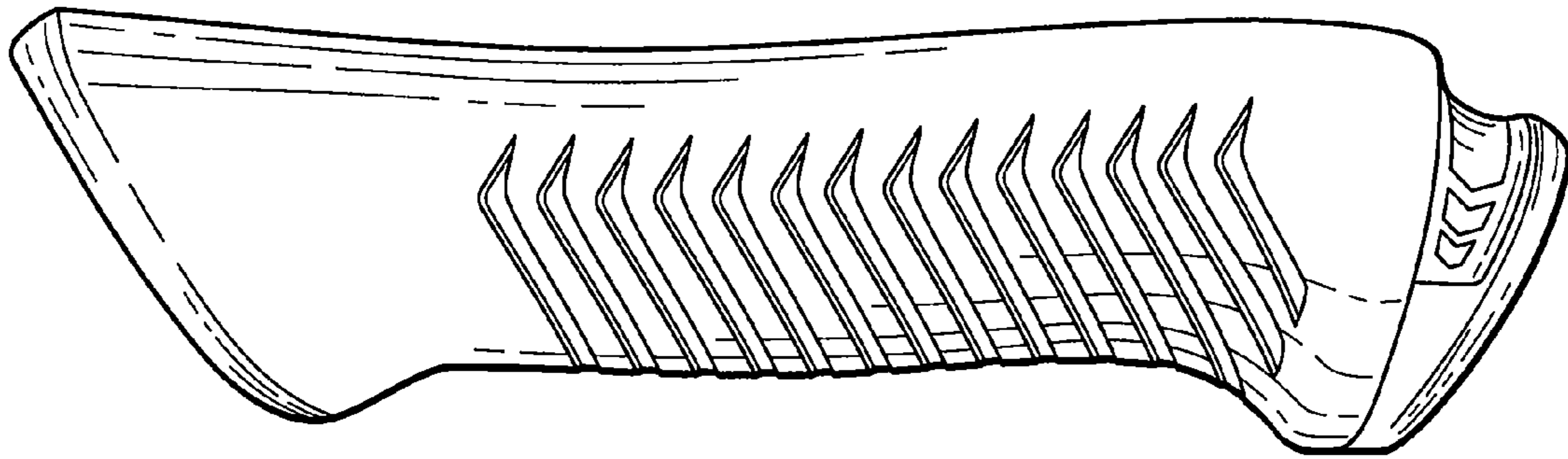


FIG. 2

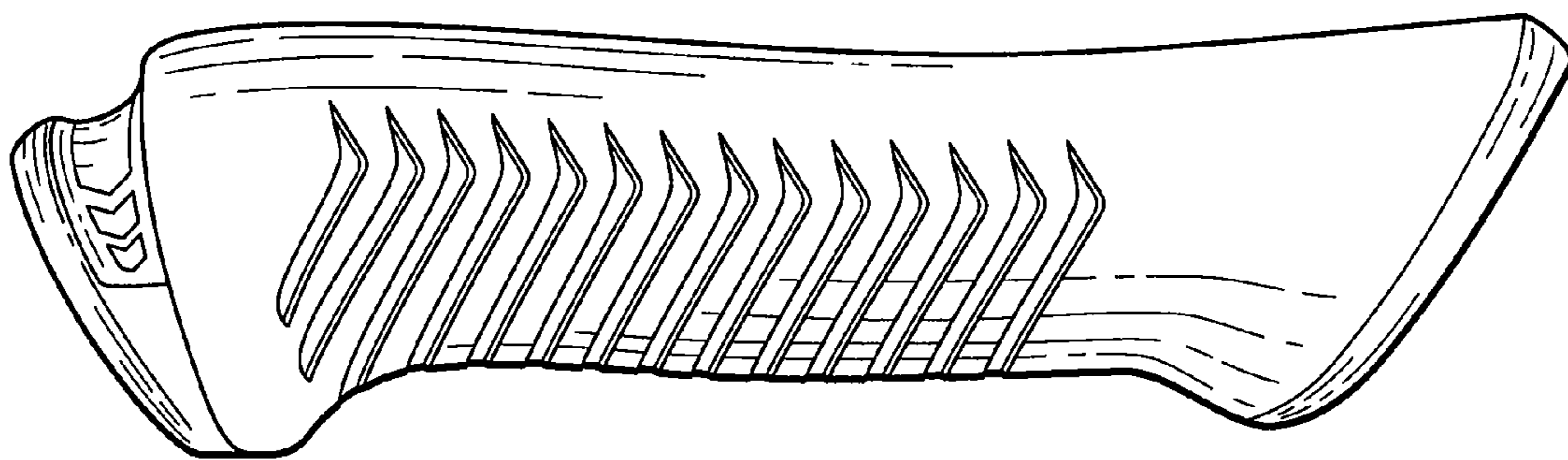


FIG. 3

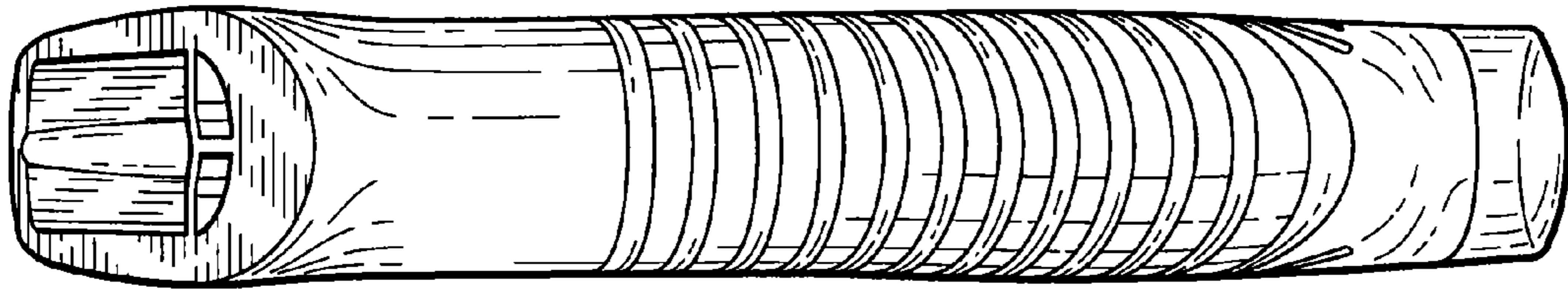


FIG. 4




FIG. 5

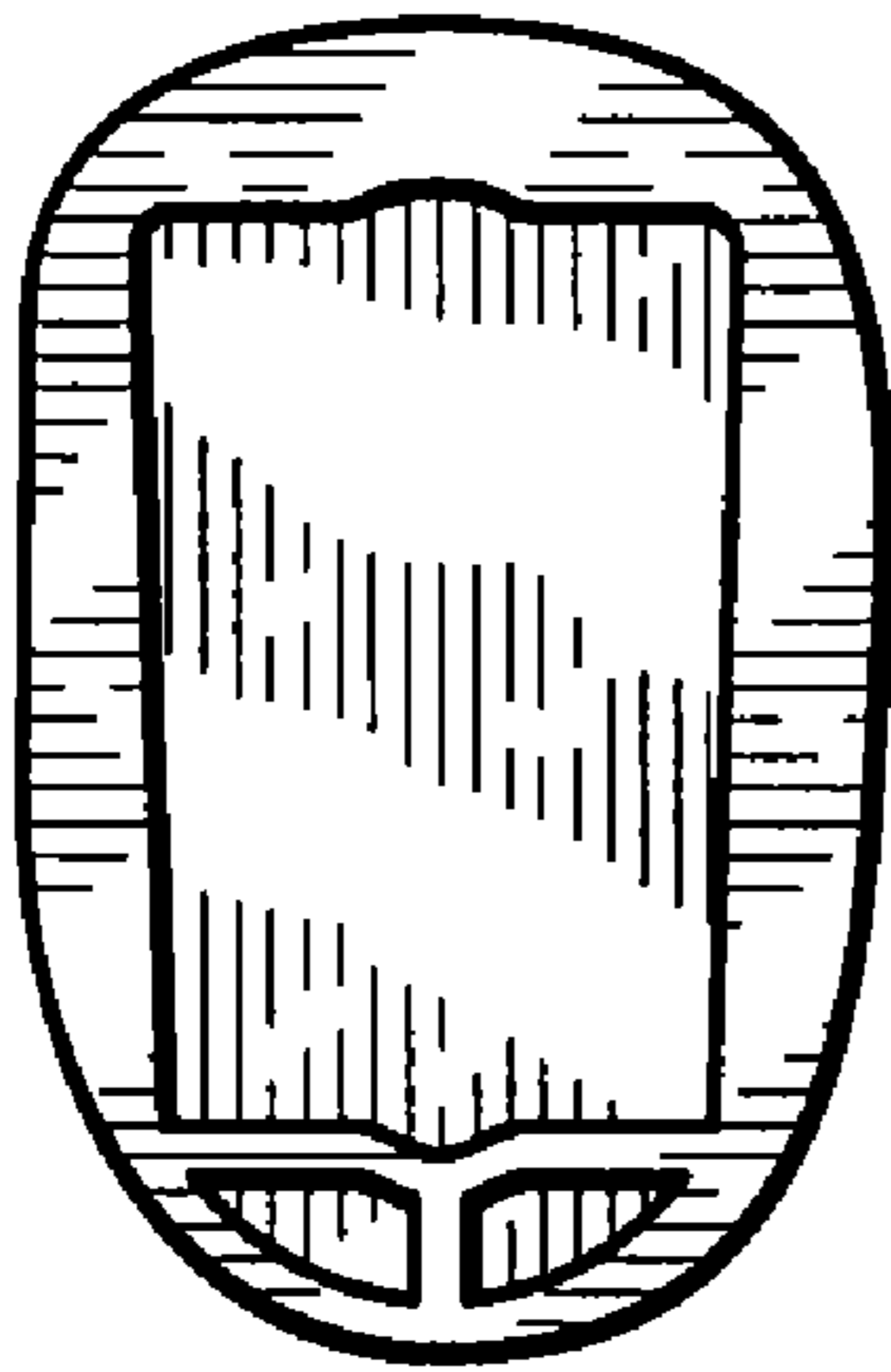


FIG. 6

FIG. 7

