



US00D581746S

(12) **United States Design Patent**  
**Holmes**

(10) **Patent No.:** **US D581,746 S**  
(45) **Date of Patent:** **\*\* Dec. 2, 2008**

(54) **CAN DRAINER**

(75) Inventor: **Larry Holmes**, Covington, WA (US)

(73) Assignee: **Progressive International Corporation**,  
Kent, WA (US)

(\*\*) Term: **14 Years**

(21) Appl. No.: **29/303,095**

(22) Filed: **Jan. 31, 2008**

(51) **LOC (8) Cl.** ..... **07-04**

(52) **U.S. Cl.** ..... **D7/665**

(58) **Field of Classification Search** ..... D7/665-668;  
99/495, 505-510; 100/113, 116, 213, 110,  
100/127, 248; 210/464, 470-478  
See application file for complete search history.

(56) **References Cited**

**U.S. PATENT DOCUMENTS**

1,048,546	A	12/1912	Ketcham	
1,669,284	A	5/1928	Chetham	
D105,367	S	7/1937	Swordling	
3,995,544	A *	12/1976	Farley	100/116
4,040,964	A	8/1977	Hegy	
5,320,031	A	6/1994	Whitney	
5,372,063	A	12/1994	Berg	
D366,189	S	1/1996	Bidlack	
5,501,144	A *	3/1996	Bryson	100/116
5,706,721	A *	1/1998	Homes	99/495

D391,440	S	3/1998	Cousins	
5,902,481	A *	5/1999	Schwietert	210/464
6,422,138	B1	7/2002	Ballard	
D512,881	S *	12/2005	Bertulis et al.	D7/665

\* cited by examiner

*Primary Examiner*—Terry A Wallace

(74) *Attorney, Agent, or Firm*—Black Lowe & Graham,  
PLLC

(57) **CLAIM**

I claim the ornamental design for the can drainer, as shown and described.

**DESCRIPTION**

FIG. 1 is a top perspective view of the can drainer, showing my new design;

FIG. 2 is a top view of the can drainer;

FIG. 3 is a front view of the can drainer;

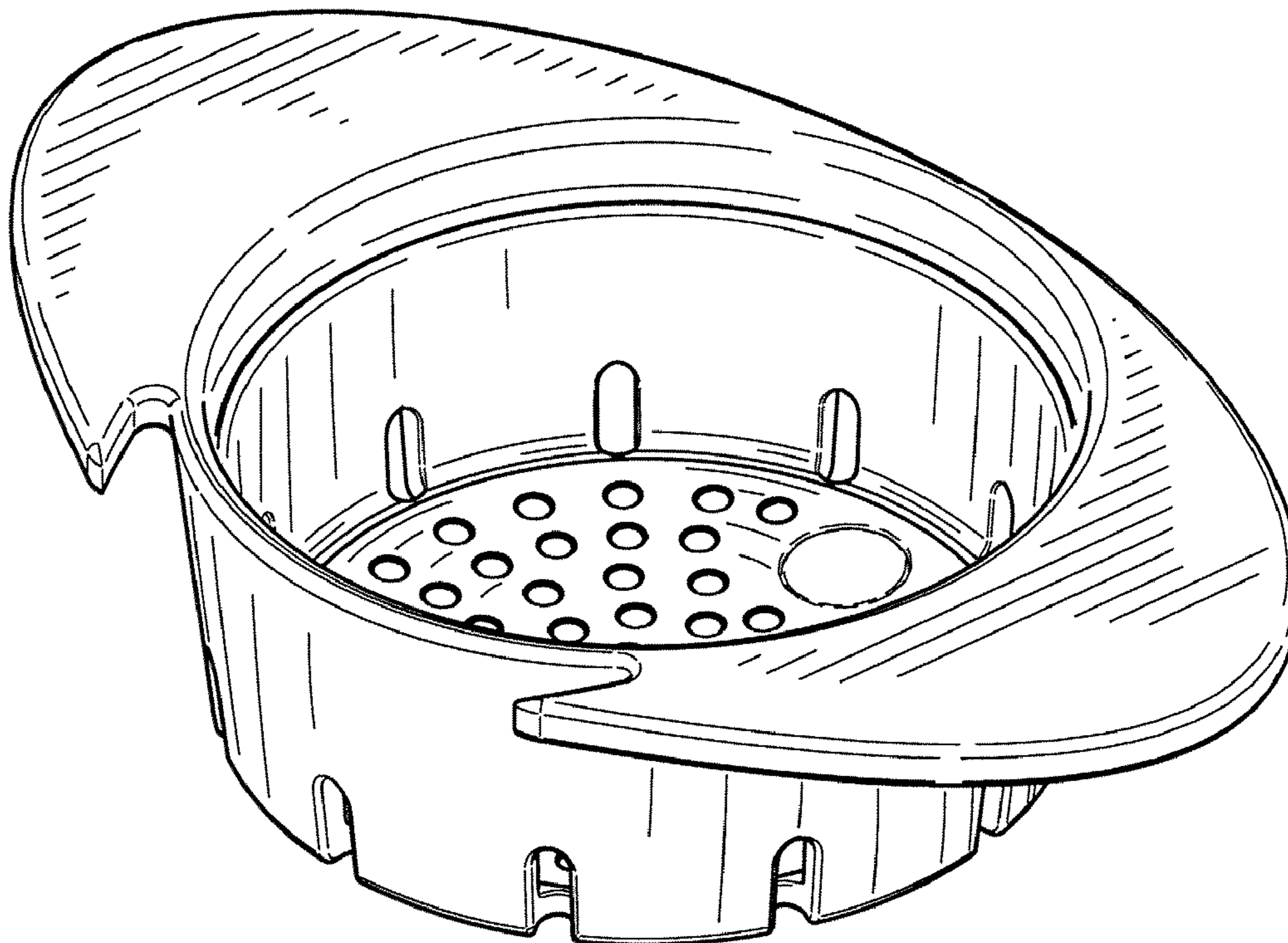
FIG. 4 is a back view of the can drainer;

FIG. 5 is a left side view of the can drainer, the right side view being a mirror image; and,

FIG. 6 is a bottom view of the can drainer.

The broken lines included in FIGS. 1, 2, and 6 represent a magnet secured to the can drainer and are for illustrative purposes only and form no part of the claimed design.

**1 Claim, 4 Drawing Sheets**



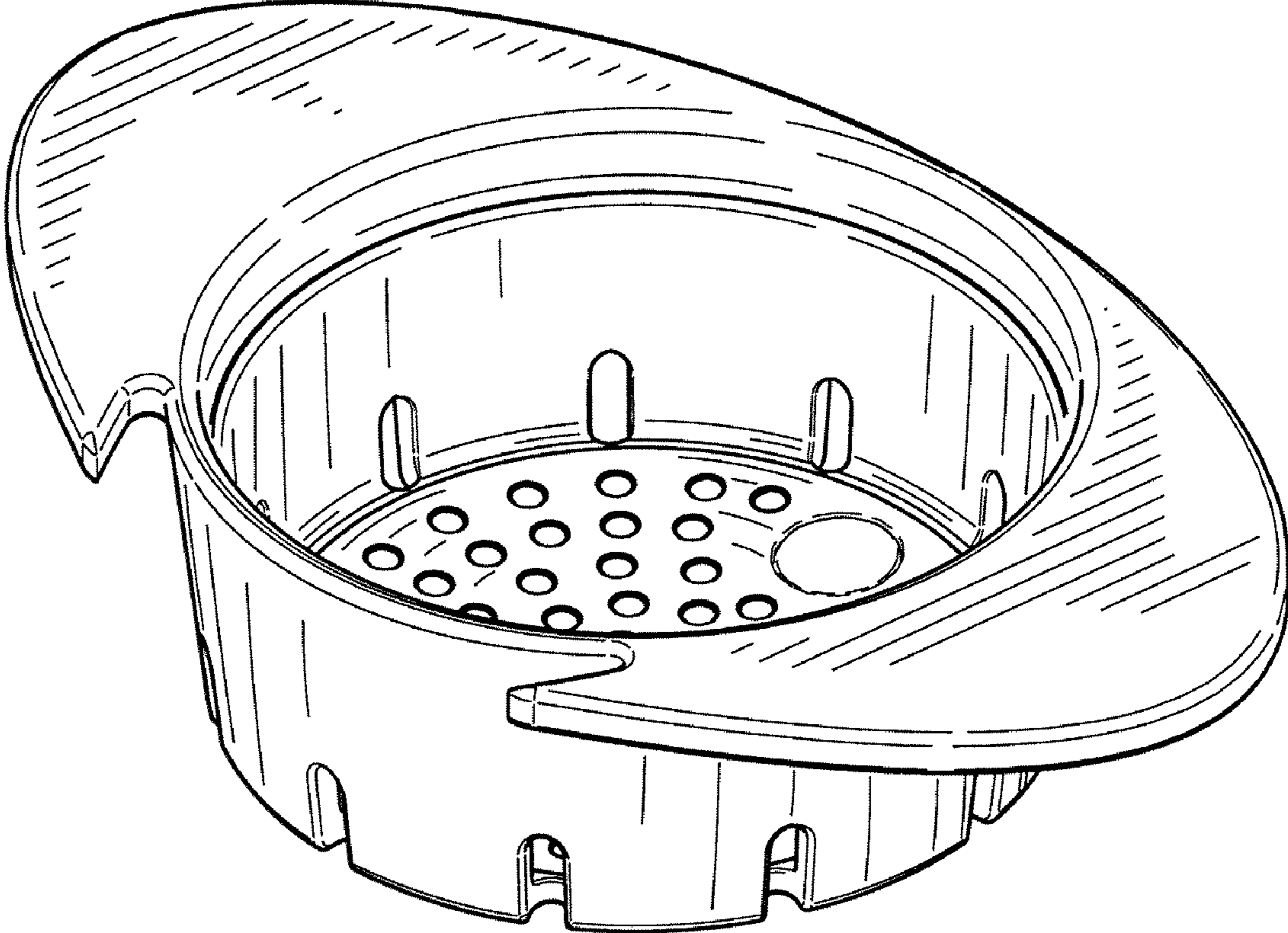


FIG.1

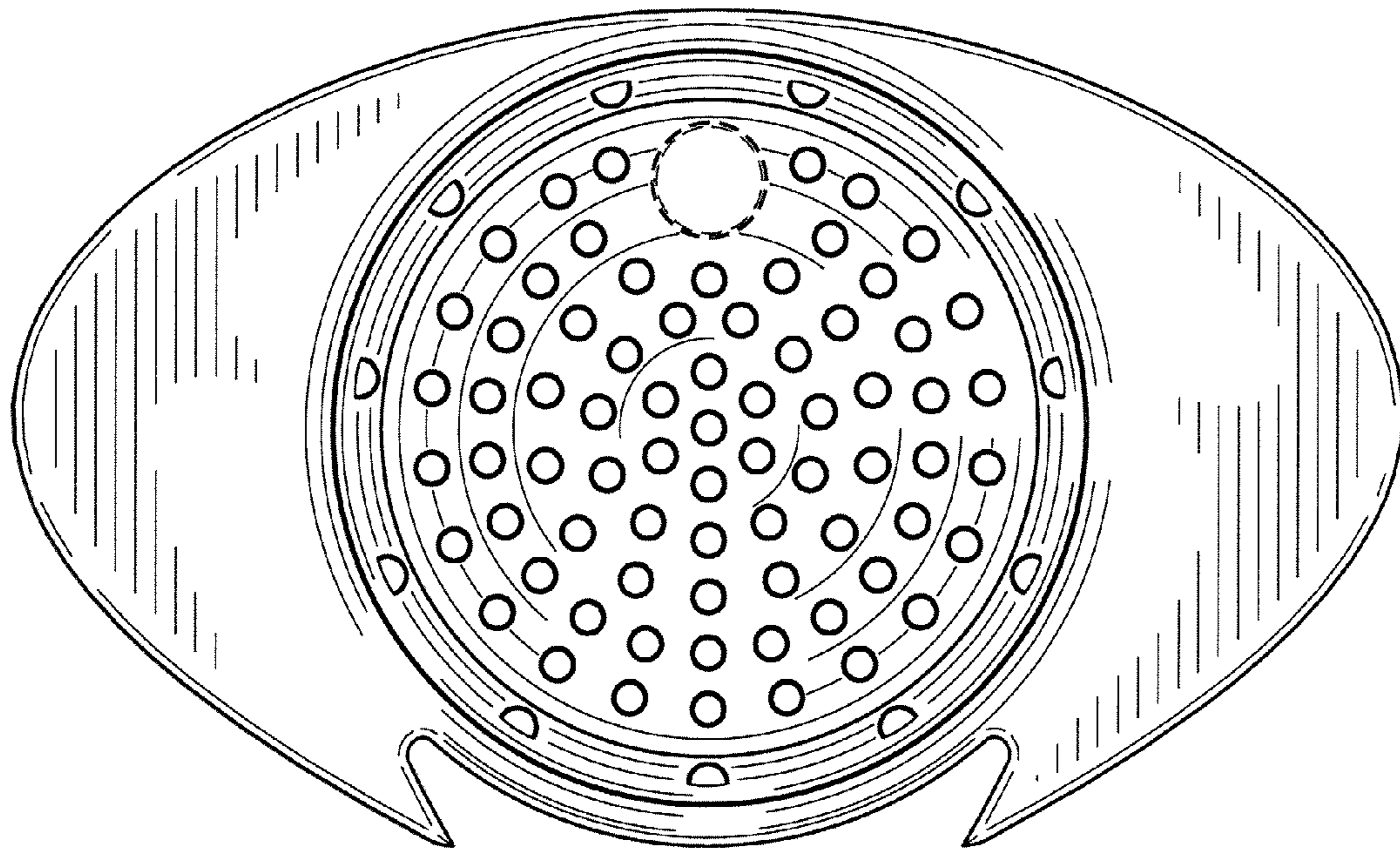


FIG. 2

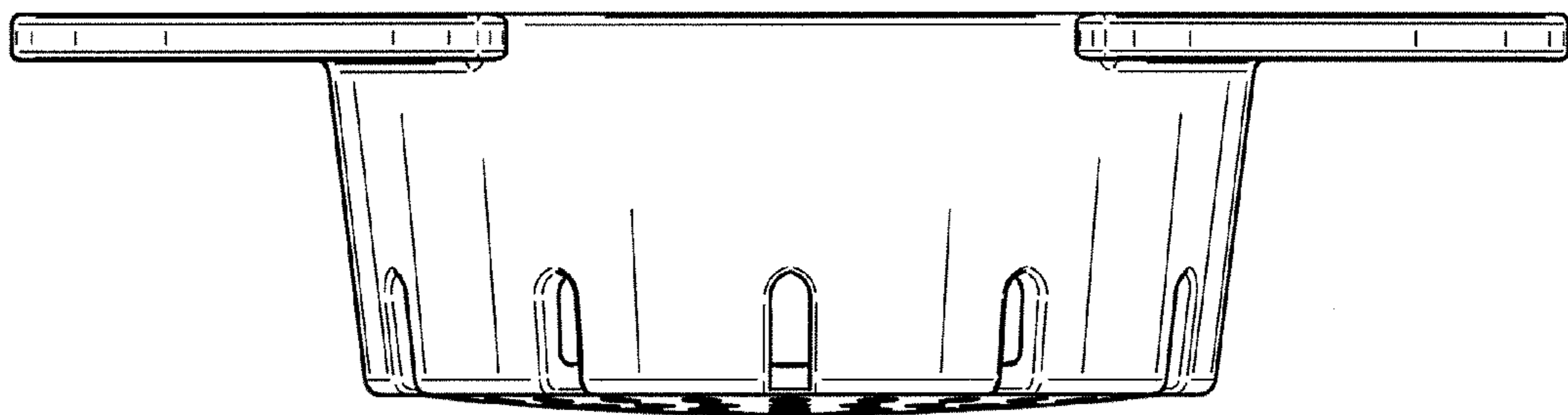


FIG. 3




FIG. 4




FIG. 5

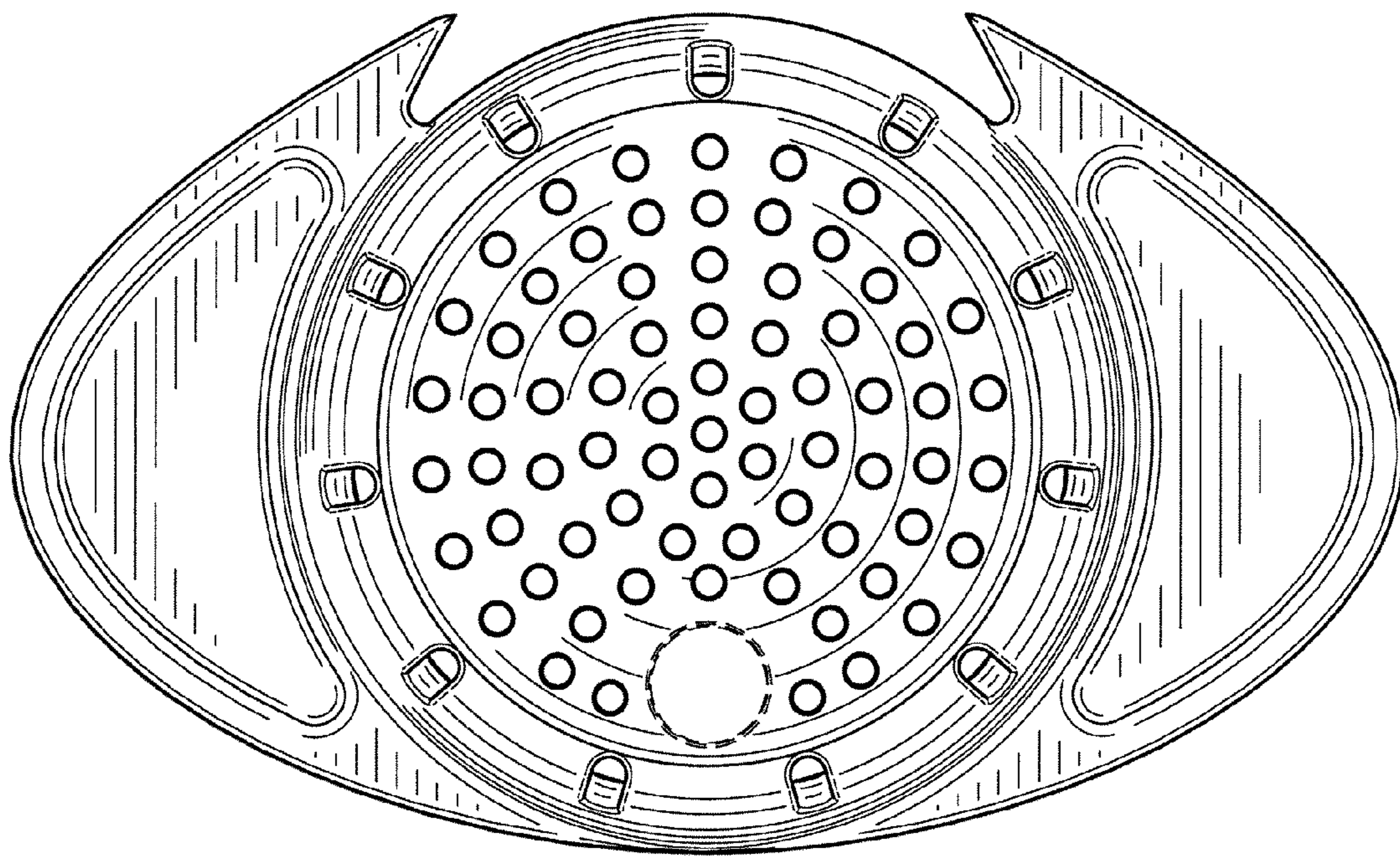


FIG.6