



US00D581741S

(12) **United States Design Patent**
Virgilio

(10) **Patent No.:** **US D581,741 S**

(45) **Date of Patent:** **** Dec. 2, 2008**

(54) **SAUCER**

(75) Inventor: **Antonio Cognome Virgilio**, Messina (IT)

(73) Assignee: **Miscela D'Oro S.p.A.**, Messina (IT)

(**) Term: **14 Years**

(21) Appl. No.: **29/248,864**

(22) Filed: **Sep. 8, 2006**

(30) **Foreign Application Priority Data**

Mar. 9, 2006 (EM) 492228

(51) **LOC (8) Cl.** **07-01**

(52) **U.S. Cl.** **D7/587**

(58) **Field of Classification Search** D7/550.1,
D7/554.1, 566, 570, 584-588; 220/574-575
See application file for complete search history.

(56) **References Cited**

U.S. PATENT DOCUMENTS

1,584,888 A * 5/1926 Oster 220/574

1,627,050 A * 5/1927 Moore 220/574

2,795,942 A * 6/1957 Harris 220/574
D475,894 S * 6/2003 Wellner D7/584
D516,867 S * 3/2006 Martin et al. D7/586
D546,630 S * 7/2007 Asner D7/587
D560,975 S * 2/2008 Luft D7/566

* cited by examiner

Primary Examiner—Ian Simmons

Assistant Examiner—Anna J Burmeister

(74) *Attorney, Agent, or Firm*—Sughrue Mion, PLLC

(57) **CLAIM**

The ornamental design for a saucer, as shown and described.

DESCRIPTION

FIG. 1 is a perspective view of the top and one side of the saucer showing my new design;


FIG. 2 is a front elevational view of the saucer thereof, the side plan and rear plan views being mirror image thereof;

FIG. 3 is a top plan view of the saucer thereof; and,

FIG. 4 is a bottom plan view of the saucer thereof.

The broken lines shown in the drawings are for illustrative purposes only and form no part of the claimed design.

1 Claim, 4 Drawing Sheets






FIG. 1




FIG. 2

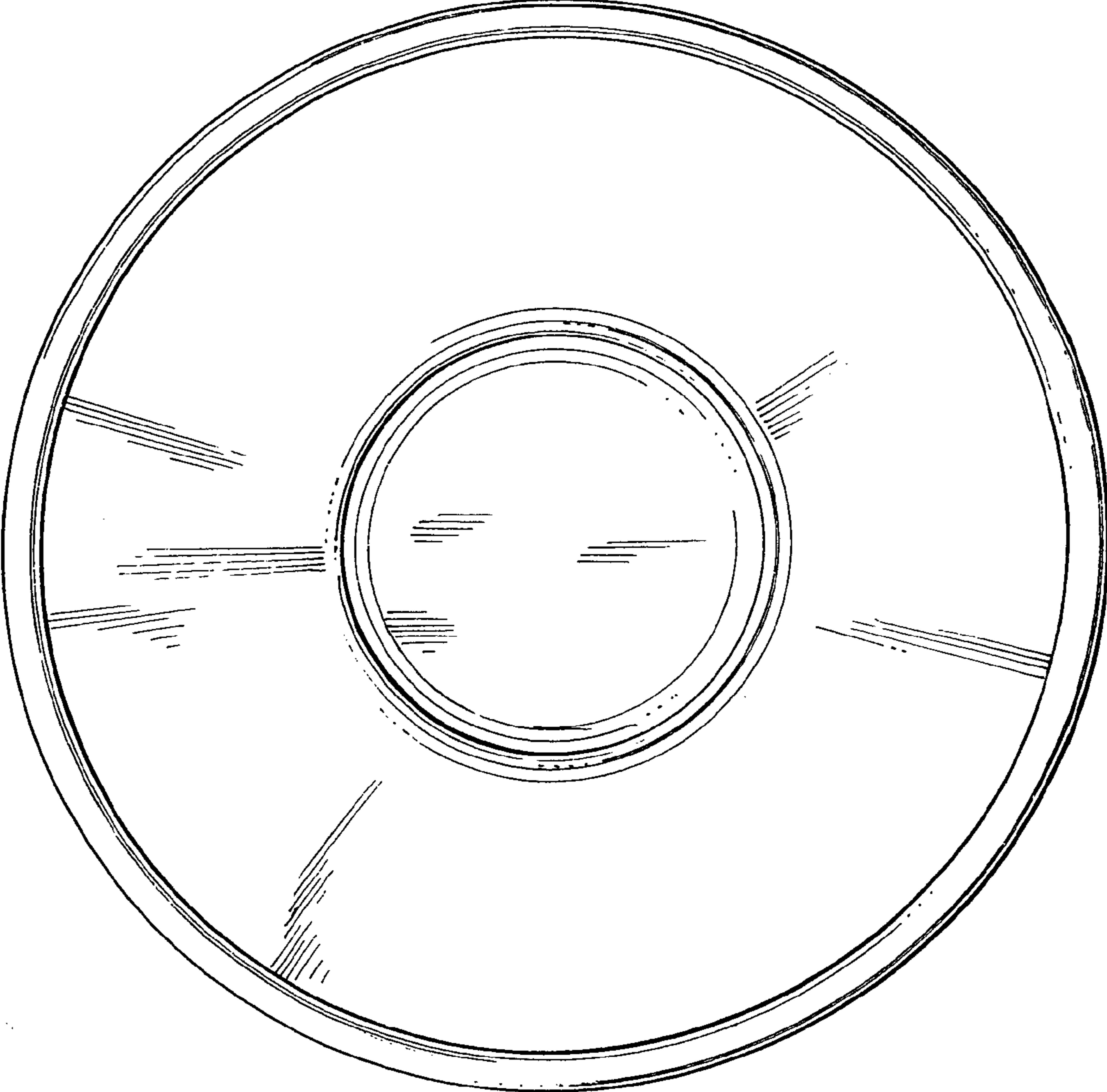


FIG. 3

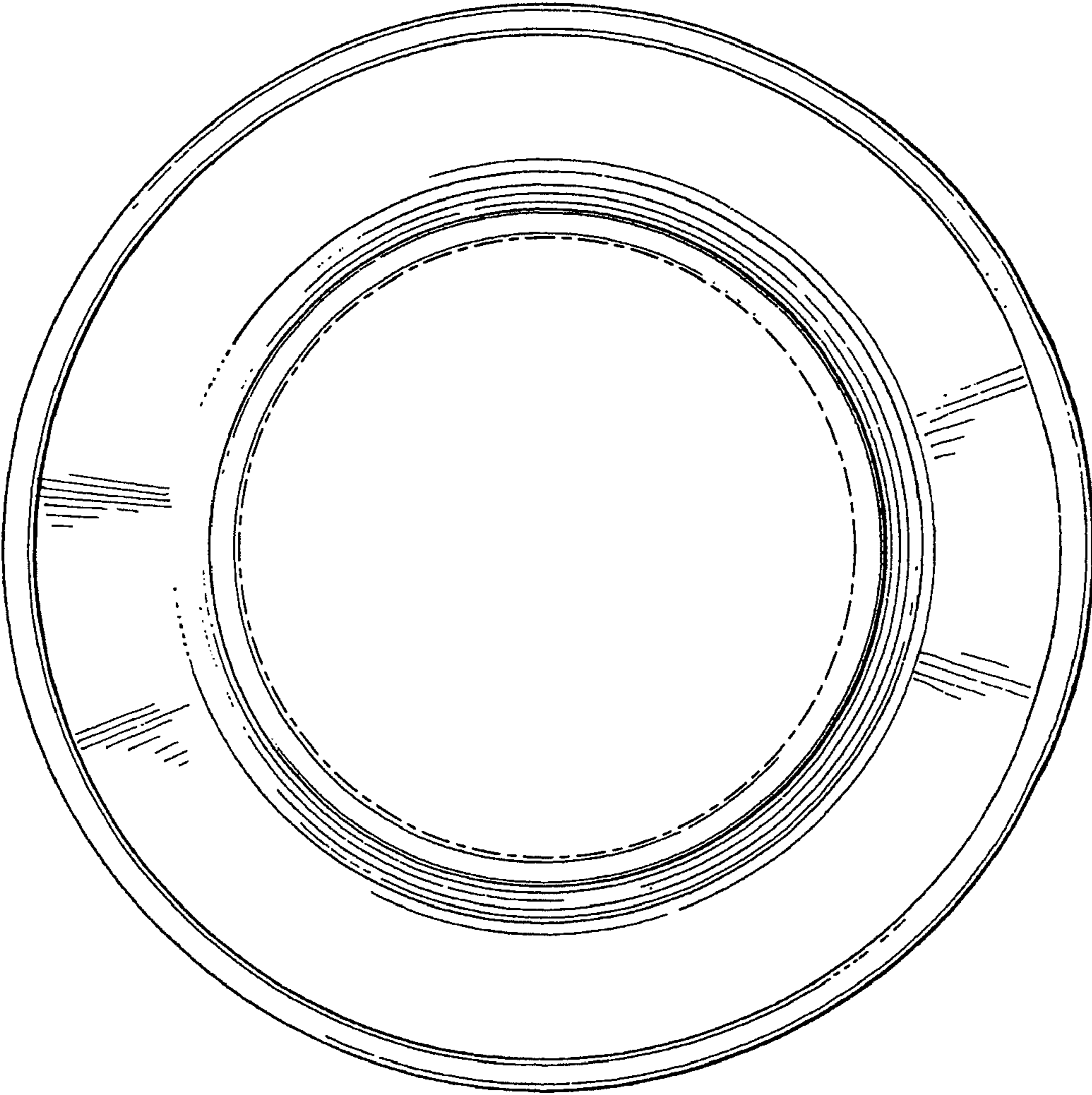


FIG. 4