



US00D581730S

(12) **United States Design Patent**
Epstein

(10) **Patent No.:** **US D581,730 S**
(45) **Date of Patent:** **** Dec. 2, 2008**

(54) **ROUND-ENDED COOK'S KNIFE**
(75) Inventor: **Dennis L. Epstein**, Ridgefield, WA (US)
(73) Assignee: **KAI U.S.A., Ltd.**, Tualatin, OR (US)
(**) Term: **14 Years**
(21) Appl. No.: **29/303,531**
(22) Filed: **Feb. 11, 2008**

D500,233 S 12/2004 Overthun
D545,637 S 7/2007 Curtin
D554,438 S 11/2007 Ono
D572,542 S * 7/2008 Epstein D7/649
* cited by examiner
Primary Examiner—Caron D. Veynar
Assistant Examiner—Ricky Pham
(74) *Attorney, Agent, or Firm*—Seed IP Law Group PLLC

(51) **LOC (8) Cl.** **07-03**
(52) **U.S. Cl.** **D7/401.2**
(58) **Field of Classification Search** D7/393,
D7/395, 401.2, 642–646, 649–653, 662–664,
D7/688, 695–696; D8/300, 303; 30/123.5–123.7,
30/124–125, 128, 142–143, 147–149, 304,
30/316, 342–346, 353, 355, 394
See application file for complete search history.

(57) **CLAIM**

The ornamental design for a round-ended cook's knife, as shown and described.

DESCRIPTION

FIG. 1 is a front-side perspective view of a round-ended cook's knife showing my new design.
FIG. 2 is a rear elevational view thereof.
FIG. 3 is a right side elevational view thereof.
FIG. 4 is a front elevational view thereof.
FIG. 5 is a left side elevational view thereof.
FIG. 6 is a bottom plan view thereof; and,
FIG. 7 is a top plan view thereof.

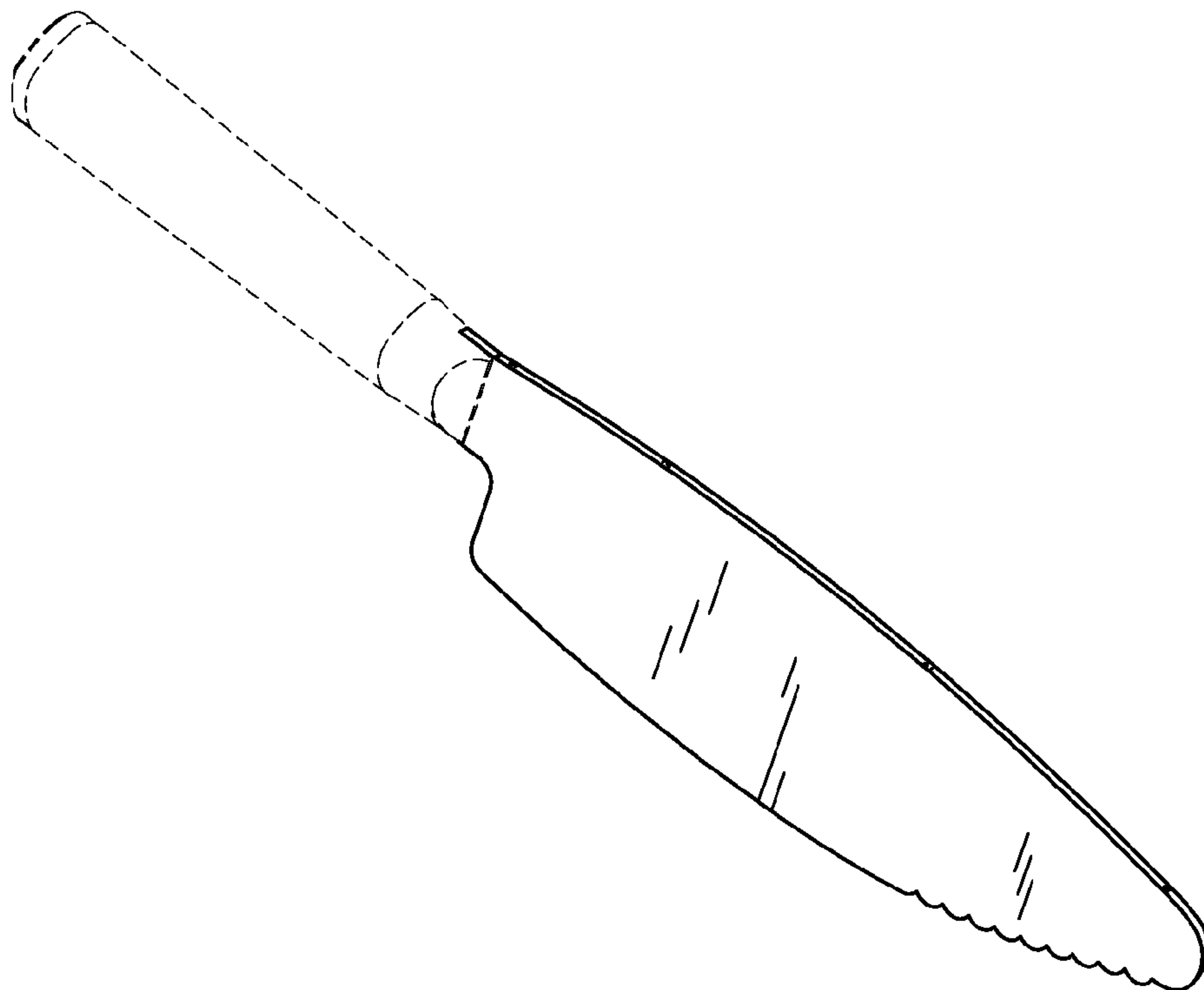
Stippling and shading lines shown in the drawings are intended to represent the approximate three-dimensional contour of the design, and are not intended to indicate surface decoration. Features depicted in broken lines form no part of the claimed design.

1 Claim, 4 Drawing Sheets

(56) **References Cited**

U.S. PATENT DOCUMENTS

D252,315 S * 7/1979 Dart D7/650
D302,092 S * 7/1989 Cohen et al. D7/650
D303,603 S * 9/1989 Zimmerman D7/650
D315,660 S * 3/1991 Hahn D7/650
5,572,794 A 11/1996 Kalbern
D403,559 S 1/1999 Terenzio
6,044,566 A * 4/2000 Ries et al. 30/345
D434,616 S * 12/2000 Joergensen D7/650
D466,764 S 12/2002 Haythornthwaite et al.
D498,985 S 11/2004 Kerr et al.



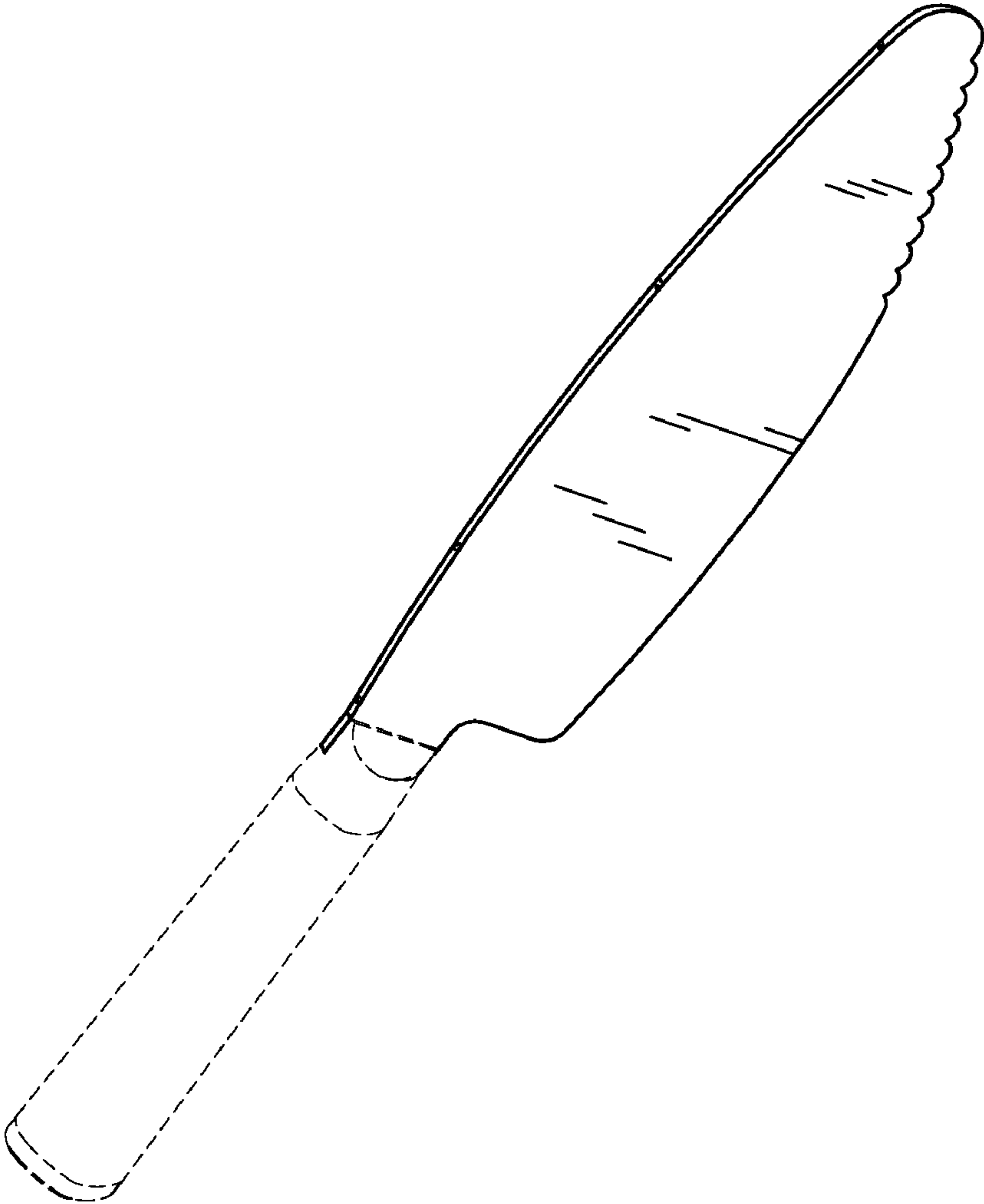


FIG. 1

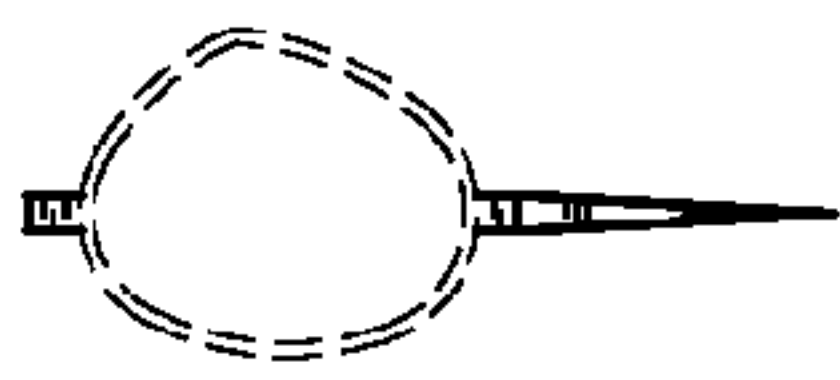


FIG. 2

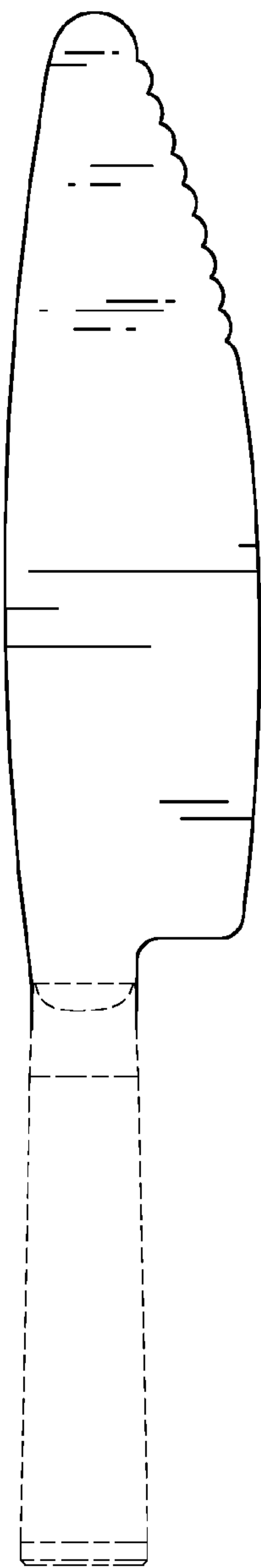


FIG. 3

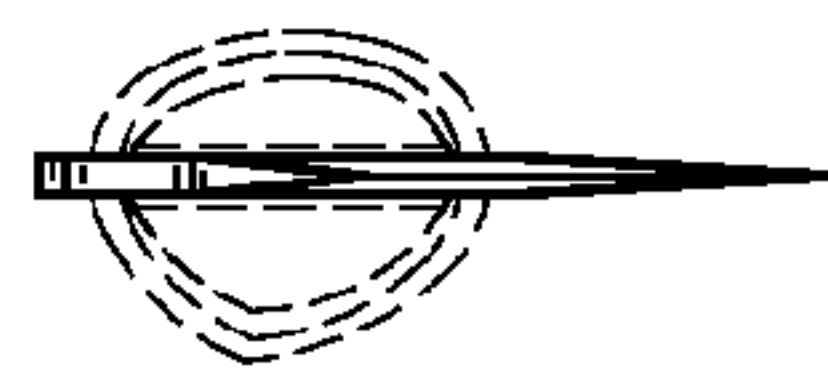


FIG. 4

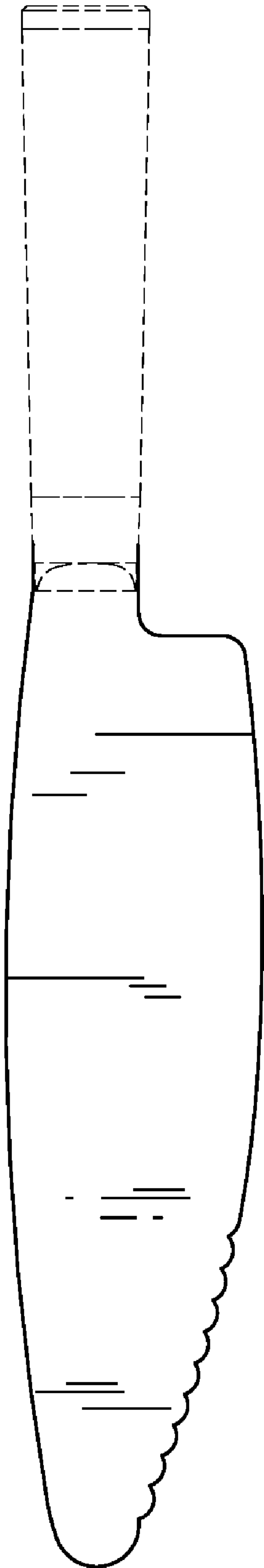


FIG. 5

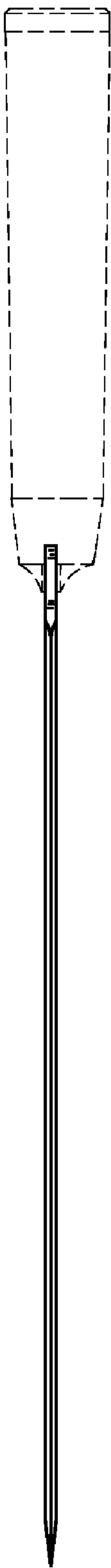


FIG. 6

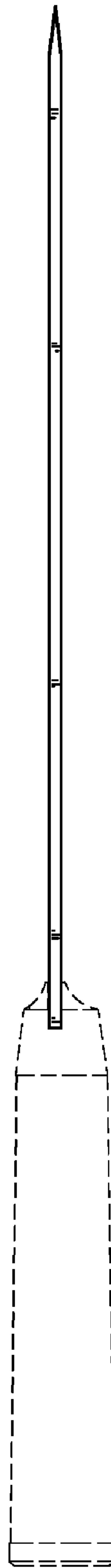


FIG. 7