



US00D581720S

(12) **United States Design Patent**  
**Kellermann et al.**

(10) **Patent No.:** **US D581,720 S**  
(45) **Date of Patent:** **\*\* Dec. 2, 2008**

(54) **DIVIDED RECTANGULAR SERVER**

(75) Inventors: **Robert Finch Kellermann**, South  
Pittsburg, TN (US); **Bri Malaspino**,  
South Pittsburg, TN (US)

(73) Assignee: **Lodge Manufacturing Company**, South  
Pittsburg, TN (US)

(\*\*) Term: **14 Years**

(21) Appl. No.: **29/302,908**

(22) Filed: **Jan. 28, 2008**

(51) **LOC (8) Cl.** ..... **07-02**

(52) **U.S. Cl.** ..... **D7/357**

(58) **Field of Classification Search** ..... D3/310;  
D7/323, 354-361, 392.1, 393, 396.1, 407,  
D7/412, 417, 505, 513, 540-549, 550.1, 551.1,  
D7/552.1, 53.1, 553.5-553.8, 554.3, 555,  
D7/586, 602, 611, 675, 698; D9/414, 420-434,  
D9/446-447, 456, 757; 99/324, 339, 422,  
99/426, 446, 448, 450; 220/4.21, 23.2-23.8,  
220/309.1, 367.1, 376-377, 573.1-573.4,  
220/574, 601-602, 610, 657, 669, 672-675,  
220/912; 229/120.17; 249/66.1, 117, 119,  
249/122-124, 127, 155-156, 160

See application file for complete search history.

(56) **References Cited**

**U.S. PATENT DOCUMENTS**

D184,213 S \* 1/1959 Depres et al. .... D9/456

D222,668 S \* 11/1971 Gregor ..... D7/553.6  
4,195,747 A \* 4/1980 Hare ..... 220/23.2  
4,202,465 A \* 5/1980 McLaren ..... 229/120.17  
D284,727 S \* 7/1986 Gerber ..... D7/546  
D363,192 S \* 10/1995 Reeves et al. .... D7/553.3  
D367,172 S \* 2/1996 Brightbill et al. .... D3/310  
D408,222 S \* 4/1999 Carter ..... D7/541  
D417,366 S \* 12/1999 Obra ..... D7/549  
D517,854 S \* 3/2006 Morgan ..... D7/354  
D541,585 S \* 5/2007 Lee ..... D7/364  
D559,613 S \* 1/2008 DeMirjian, III et al. .... D7/357

\* cited by examiner

*Primary Examiner*—Caron Veynar

*Assistant Examiner*—Ricky Pham

(74) *Attorney, Agent, or Firm*—Stephen J. Stark; Miller &  
Martin PLLC

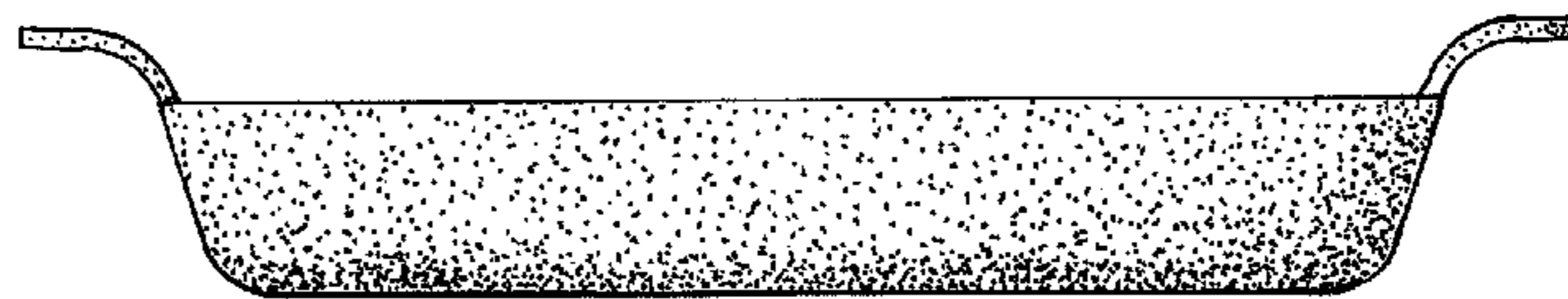
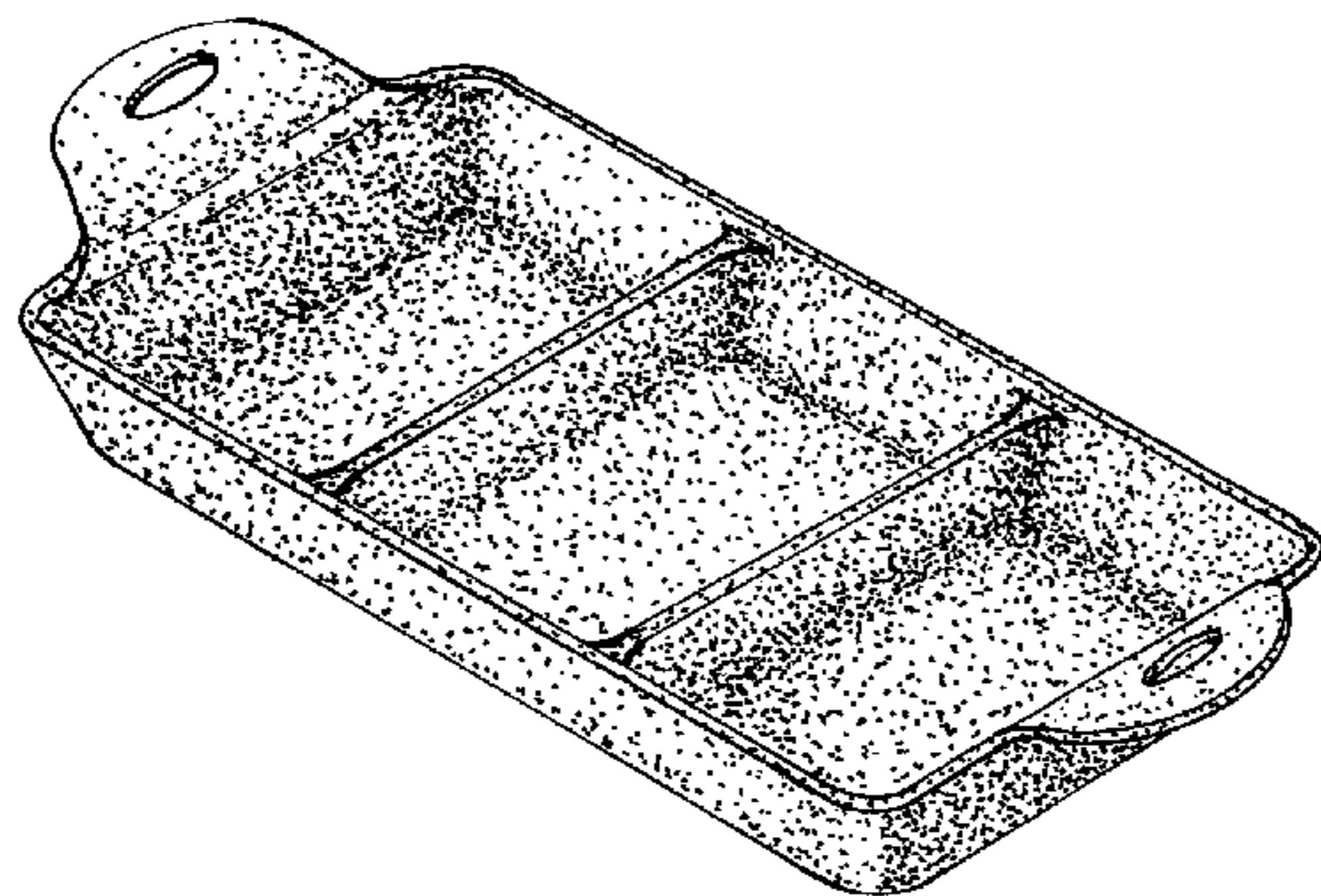
(57) **CLAIM**

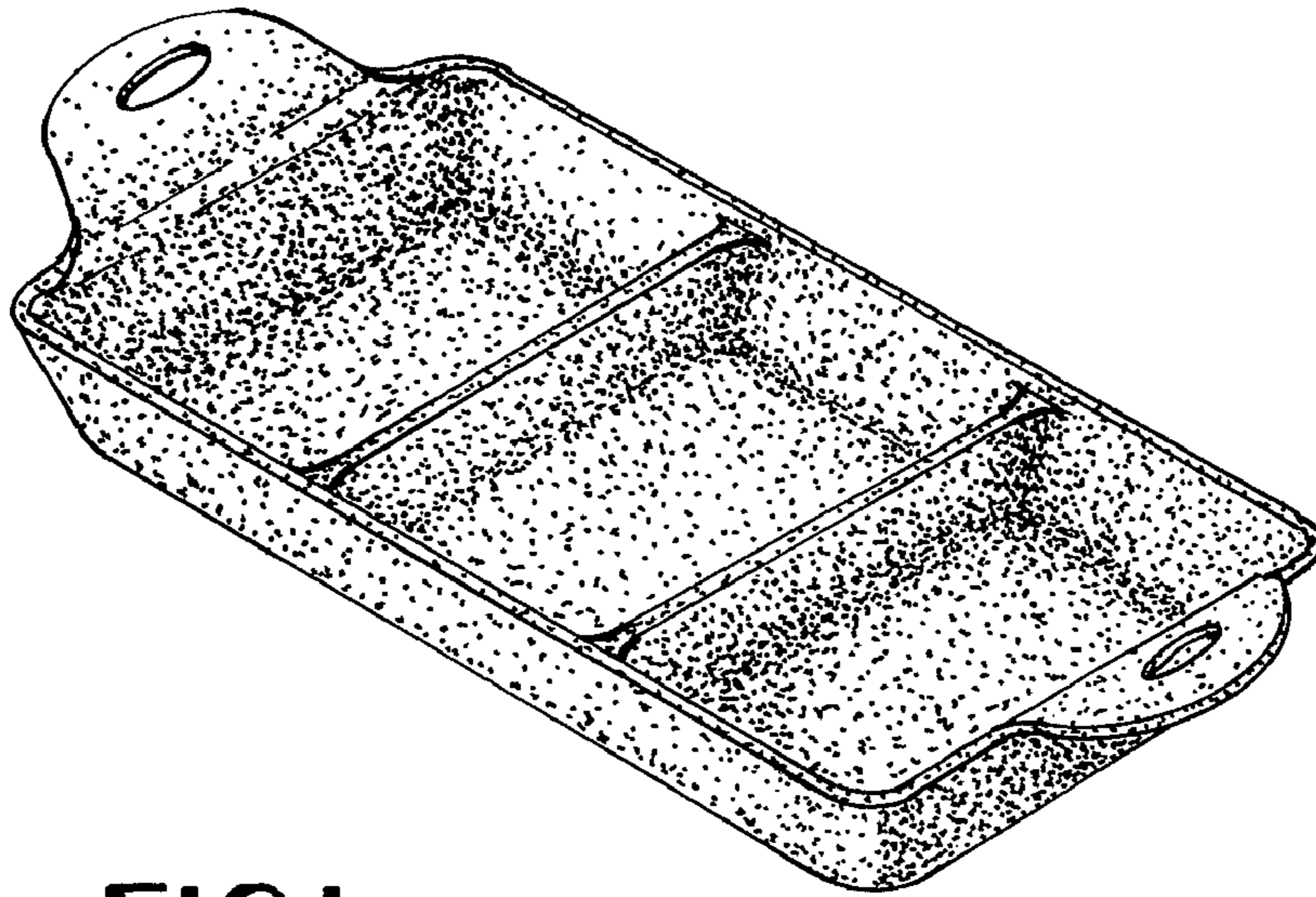
The ornamental design for a divided rectangular server, as  
shown and described.

**DESCRIPTION**


FIG. 1 is a perspective view of a divided rectangular server;  
FIG. 2 is a top plan view thereof;  
FIG. 3 is a front elevational view thereof; the back elevational  
view being a mirror image thereof;  
FIG. 4 is a bottom plan view thereof; and,  
FIG. 5 is a left side elevational view thereof; the right side  
elevational view being a mirror image.

**1 Claim, 2 Drawing Sheets**

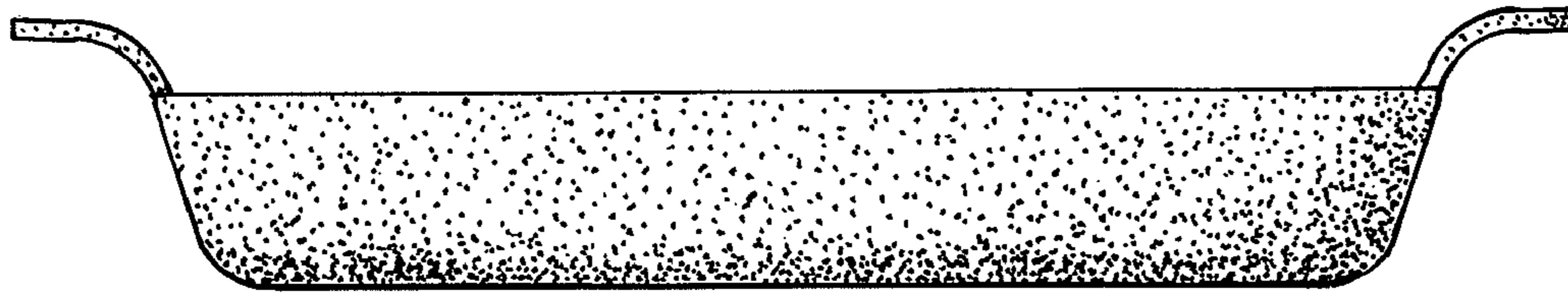




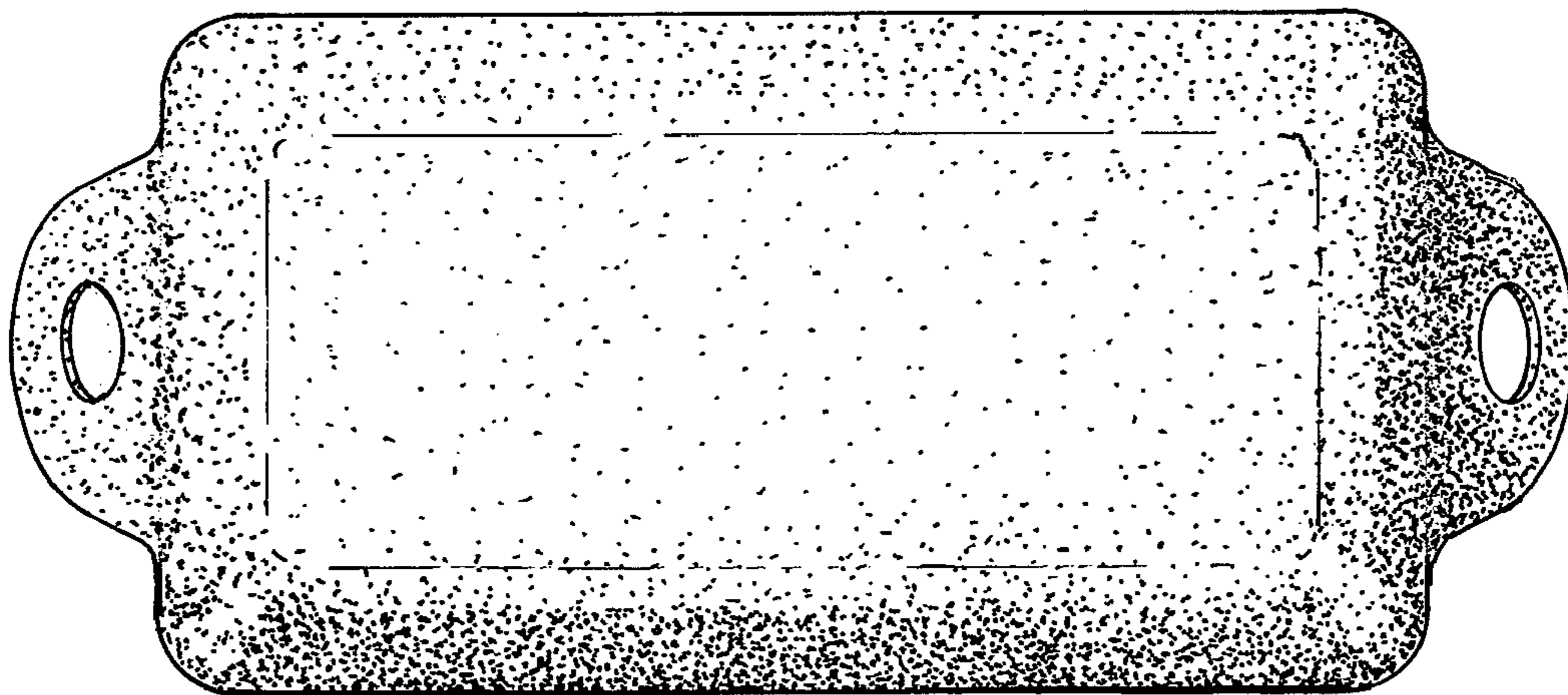
**FIG. 1**




**FIG. 2**



**FIG. 3**



**FIG. 4**



**FIG. 5**