



US00D581716S

(12) **United States Design Patent**
Harris, III

(10) **Patent No.:** **US D581,716 S**
(45) **Date of Patent:** **** Dec. 2, 2008**

(54) **BULK LIQUID DISPENSER**

(76) Inventor: **Hanlon Harris, III**, 170 Pensbury La.,
Deptford, NJ (US) 08096

(**) Term: **14 Years**

(21) Appl. No.: **29/270,966**

(22) Filed: **Jan. 8, 2007**

(51) **LOC (8) Cl.** **07-01**

(52) **U.S. Cl.** **D7/307; D7/308; D7/306;**
D7/311

(58) **Field of Classification Search** **D7/309-311,**
D7/306-308, 300, 397-399; 99/280, 286,
99/305, 306, 295, 279, 299, 285; D20/1,
D20/4, 5; 222/108, 1, 152, 190, 399, 95,
222/129, 146.1; D15/79

See application file for complete search history.

(56) **References Cited**

U.S. PATENT DOCUMENTS

D214,234 S	5/1969	Rimini	D94/3
D231,808 S	6/1974	Fossella	D94/3
D260,996 S *	9/1981	Cornett	D7/308
4,513,885 A	4/1985	Hogan	222/95
D282,617 S	2/1986	Hogan	D7/52
D290,914 S	7/1987	Carlson	D6/474
D301,951 S	7/1989	Carlson	D6/474
5,102,015 A *	4/1992	Barnard et al.	222/135
D365,962 S *	1/1996	Amundsen et al.	D7/311
5,524,791 A	6/1996	Credle, Jr. et al.	222/129.1

D375,431 S	11/1996	Credle, Jr. et al.	D7/311
D408,206 S *	4/1999	Stafford et al.	D7/306
D449,763 S	10/2001	Harris, Jr.	D7/397
6,560,972 B2 *	5/2003	Ubidia	62/59
D510,675 S *	10/2005	Ball	D7/306
D524,588 S *	7/2006	Copland	D7/309
D529,750 S *	10/2006	Baron et al.	D7/307
D541,097 S *	4/2007	Leverrier	D7/307
D553,416 S *	10/2007	Lin	D7/309
D558,505 S *	1/2008	Padain et al.	D7/306
7,337,618 B2 *	3/2008	Wolski et al.	62/66

* cited by examiner

Primary Examiner—Marianne Pandozzi

(74) *Attorney, Agent, or Firm*—Fitzpatrick, Cella, Harper & Scinto

(57) **CLAIM**

The ornamental design for a bulk liquid dispenser, as shown and described.

DESCRIPTION

FIG. 1 is a perspective view of a bulk liquid dispenser showing my new design;

FIG. 2 is a top plan view thereof;

FIG. 3 is an elevational view of one side thereof; and,

FIG. 4 is an elevational view of the front side thereof.

The opposite side of the bulk liquid dispenser as shown in FIG. 3 is a mirror image of the illustrated end.

1 Claim, 3 Drawing Sheets




FIG. 1

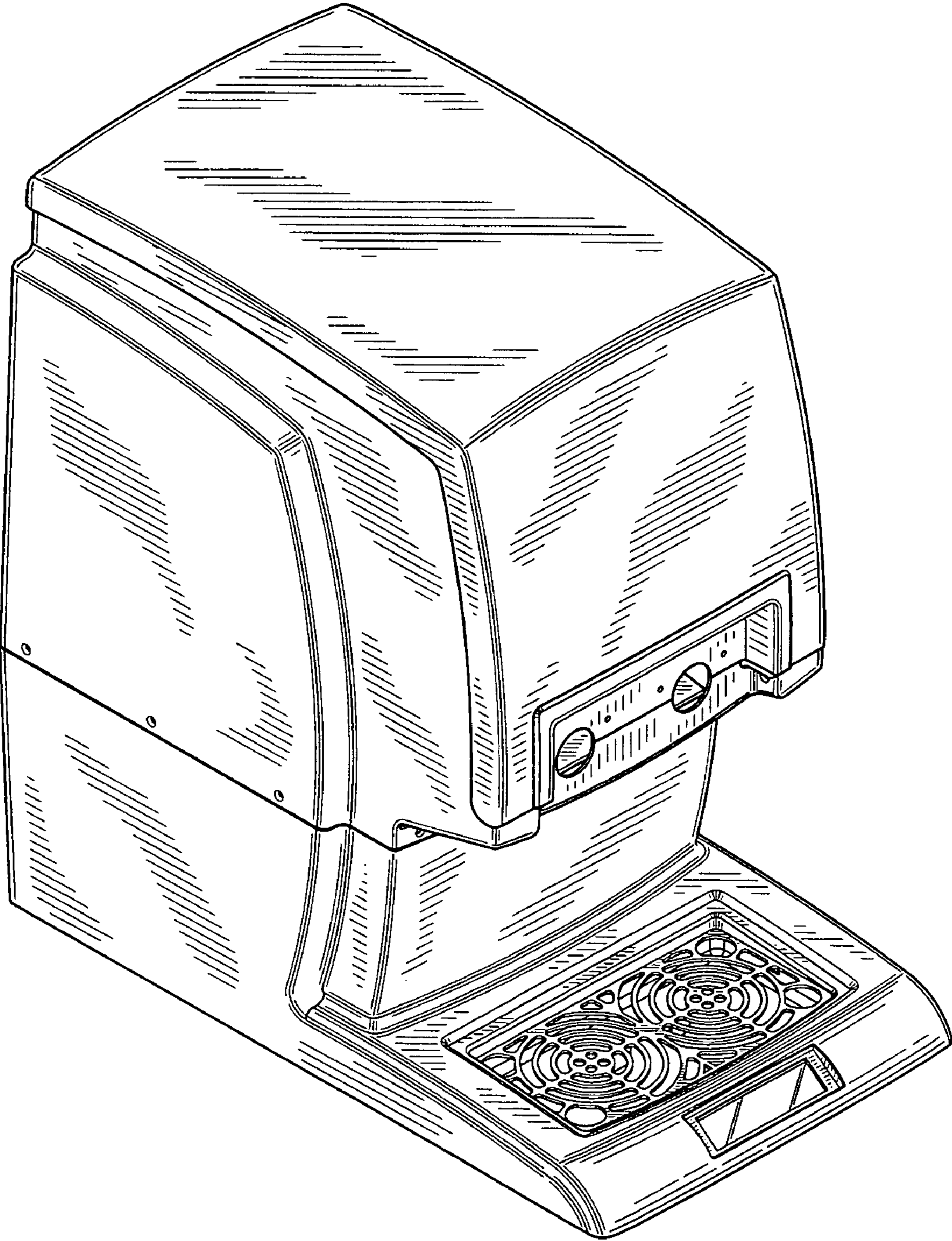


FIG. 2

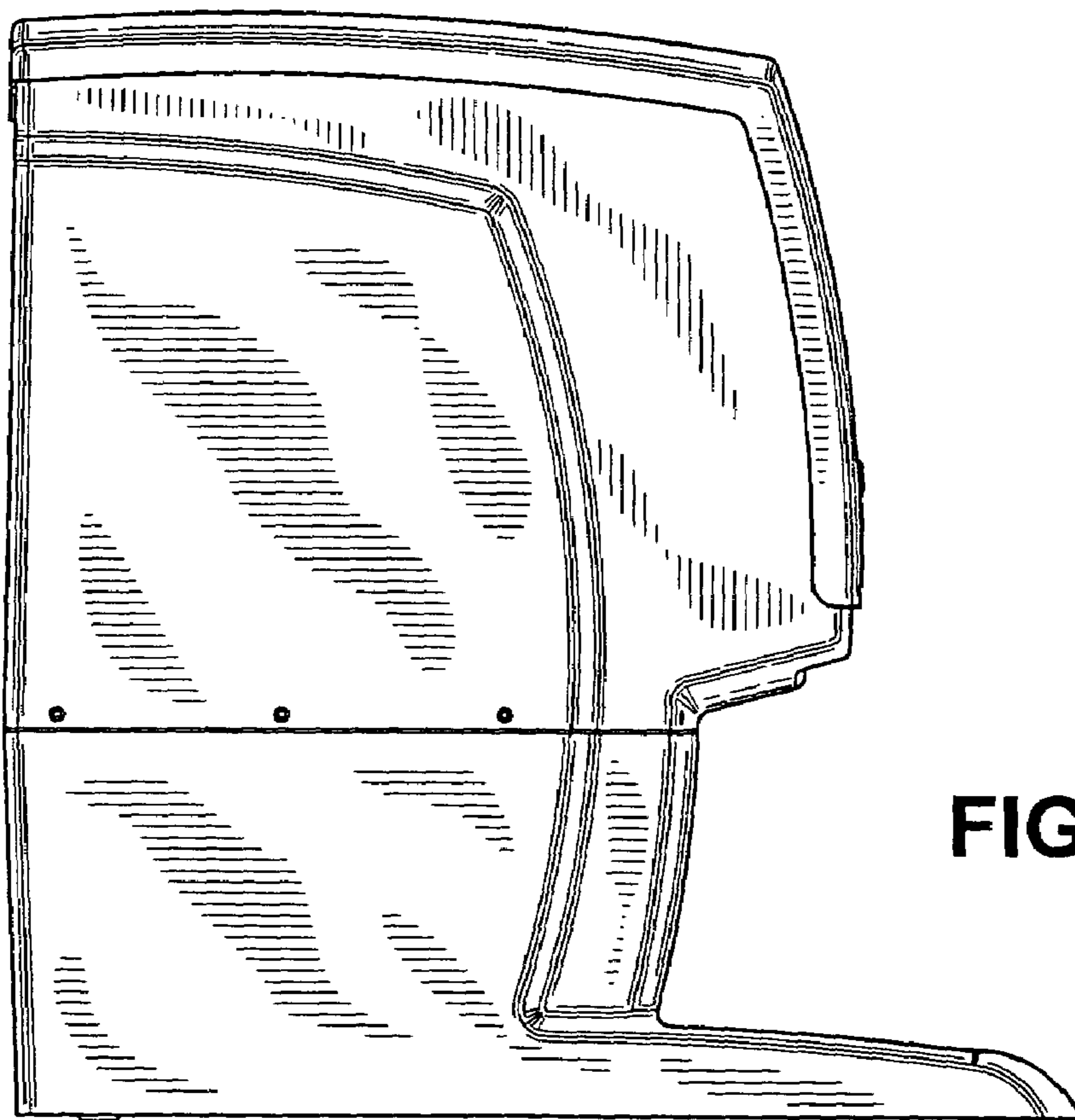
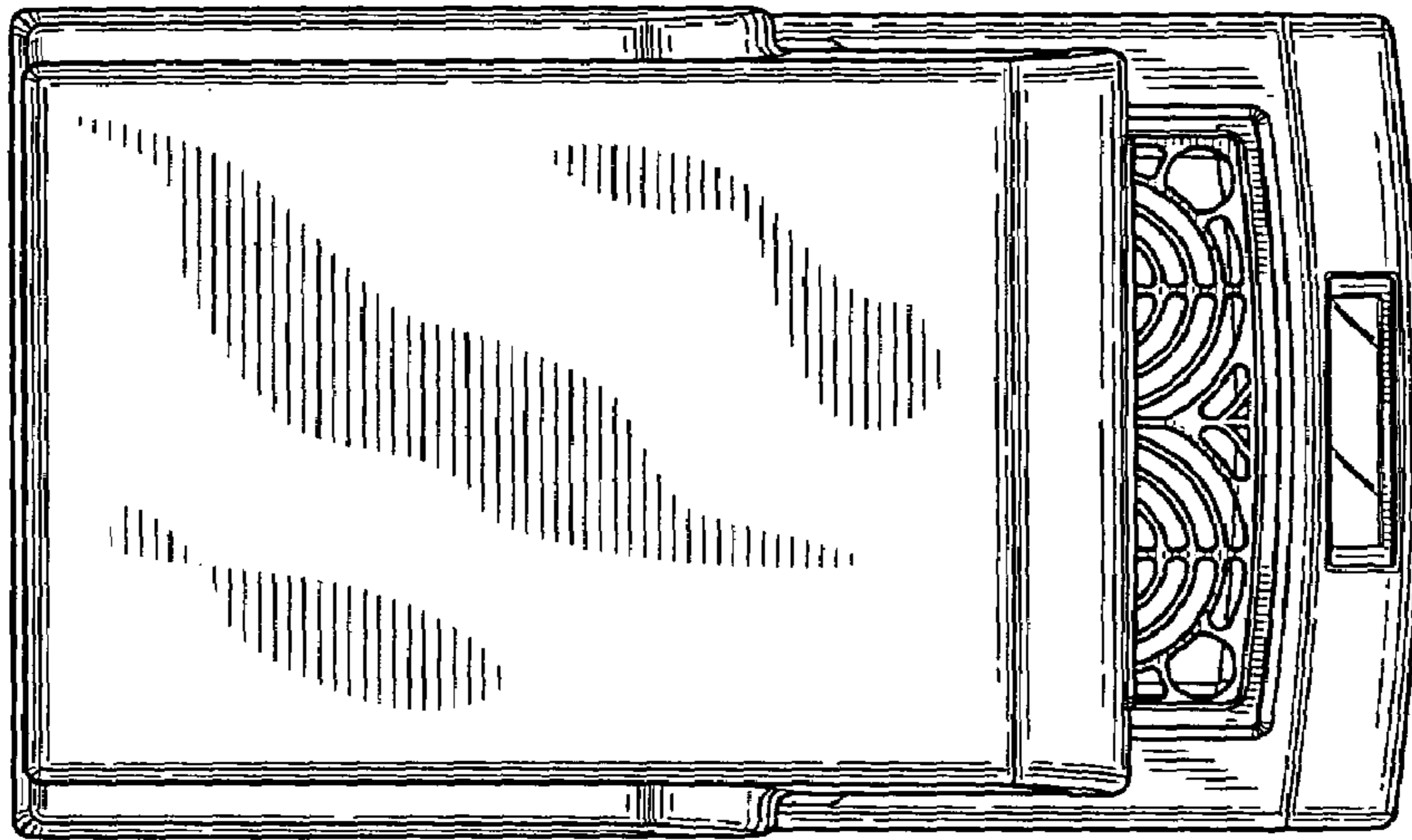


FIG. 3

FIG. 4

