



US00D581713S

(12) **United States Design Patent**  
**Berke**

(10) **Patent No.:** **US D581,713 S**

(45) **Date of Patent:** **\*\* Dec. 2, 2008**

(54) **PADDED PILLOW CASE**

(76) **Inventor:** **Joseph J. Berke**, 3248 Interlaken, West  
Bloomfield, MI (US) 48323

(\*\*) **Term:** **14 Years**

(21) **Appl. No.:** **29/262,689**

(22) **Filed:** **Jul. 10, 2006**

(51) **LOC (8) Cl.** ..... **06-09**

(52) **U.S. Cl.** ..... **D6/601**

(58) **Field of Classification Search** ..... D6/595,  
D6/596, 601-603, 606; 5/417, 419, 420,  
5/482, 485, 486, 489-492, 630, 636, 466,  
5/645, 652, 655.3, 690; D24/183, 206; D30/118;  
112/475.08; 119/28.5; 128/485; 220/737  
See application file for complete search history.

(56) **References Cited**

**U.S. PATENT DOCUMENTS**

|           |     |         |               |       |            |
|-----------|-----|---------|---------------|-------|------------|
| 2,183,418 | A * | 12/1939 | Williams      | ..... | 5/485      |
| 3,148,389 | A * | 9/1964  | Lustig        | ..... | 5/645      |
| 4,508,044 | A * | 4/1985  | Downey et al. | ..... | 112/475.08 |
| 4,959,880 | A * | 10/1990 | Tesch         | ..... | 5/636      |
| 5,729,851 | A * | 3/1998  | Hollander     | ..... | 5/636      |

|              |      |        |            |       |         |
|--------------|------|--------|------------|-------|---------|
| 6,237,599    | B1 * | 5/2001 | Maulding   | ..... | 128/845 |
| 6,715,171    | B2 * | 4/2004 | Grabe      | ..... | 5/644   |
| D517,698     | S *  | 3/2006 | Savage     | ..... | D24/206 |
| 7,051,389    | B2 * | 5/2006 | Wassilefky | ..... | 5/636   |
| 2004/0154101 | A1 * | 8/2004 | DiGirolamo | ..... | 5/490   |

\* cited by examiner

*Primary Examiner*—Caron D. Veynar

*Assistant Examiner*—Mary Ann Calabrese

(74) *Attorney, Agent, or Firm*—Alex Rhodes

(57) **CLAIM**

The ornamental design for a padded pillow case, as shown and described.

**DESCRIPTION**

FIG. 1 is a top plan view of a padded pillow case showing my new design.

FIG. 2 is a front view of the padded pillow case.

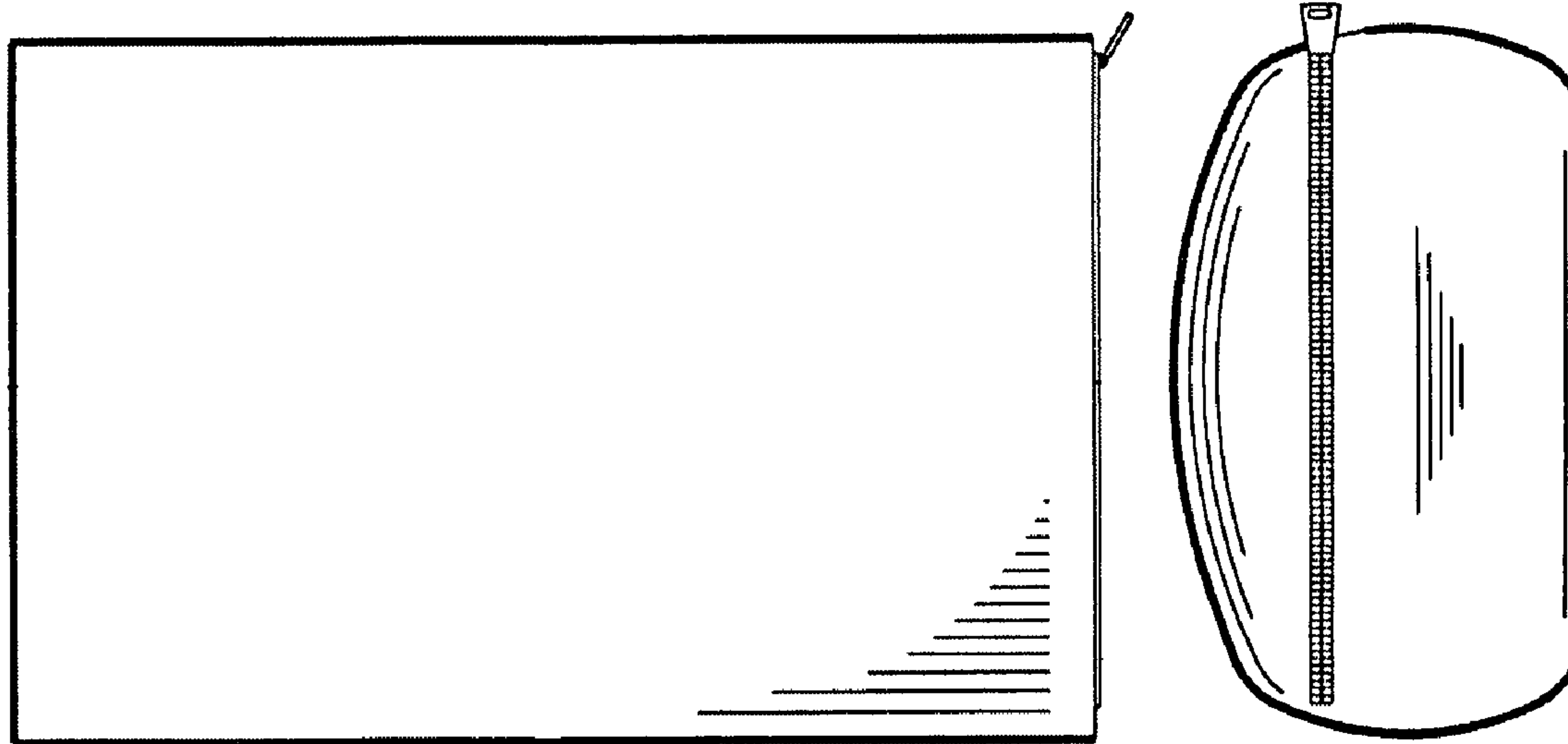
FIG. 3 is a left end view of the padded pillow case.

FIG. 4 is a right end view of the pillow case.

FIG. 5 is a rear view of the padded pillow case; and,

FIG. 6 is a bottom plan view of the padded pillow case.

**1 Claim, 2 Drawing Sheets**



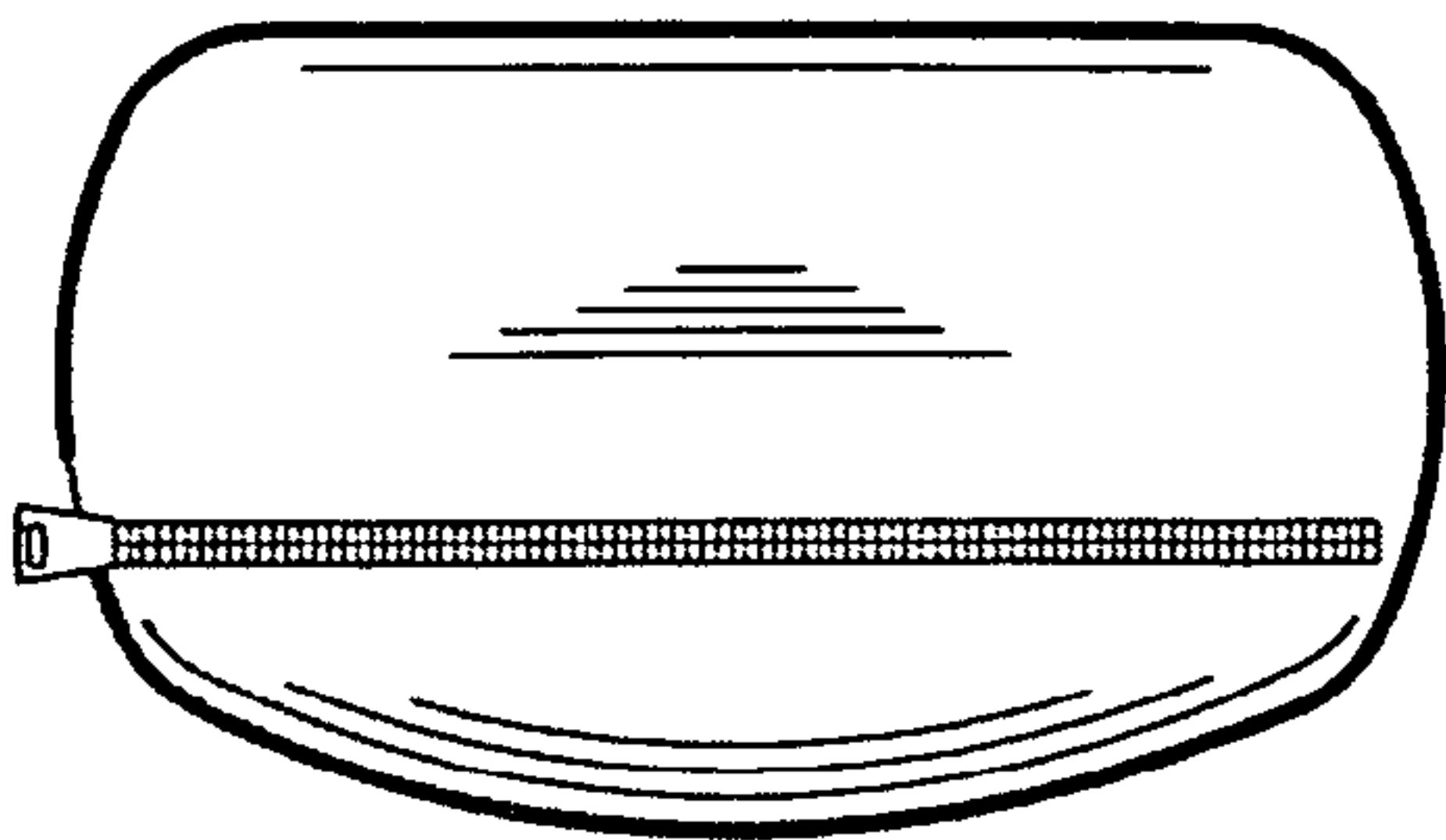


FIG. 3




FIG. 1

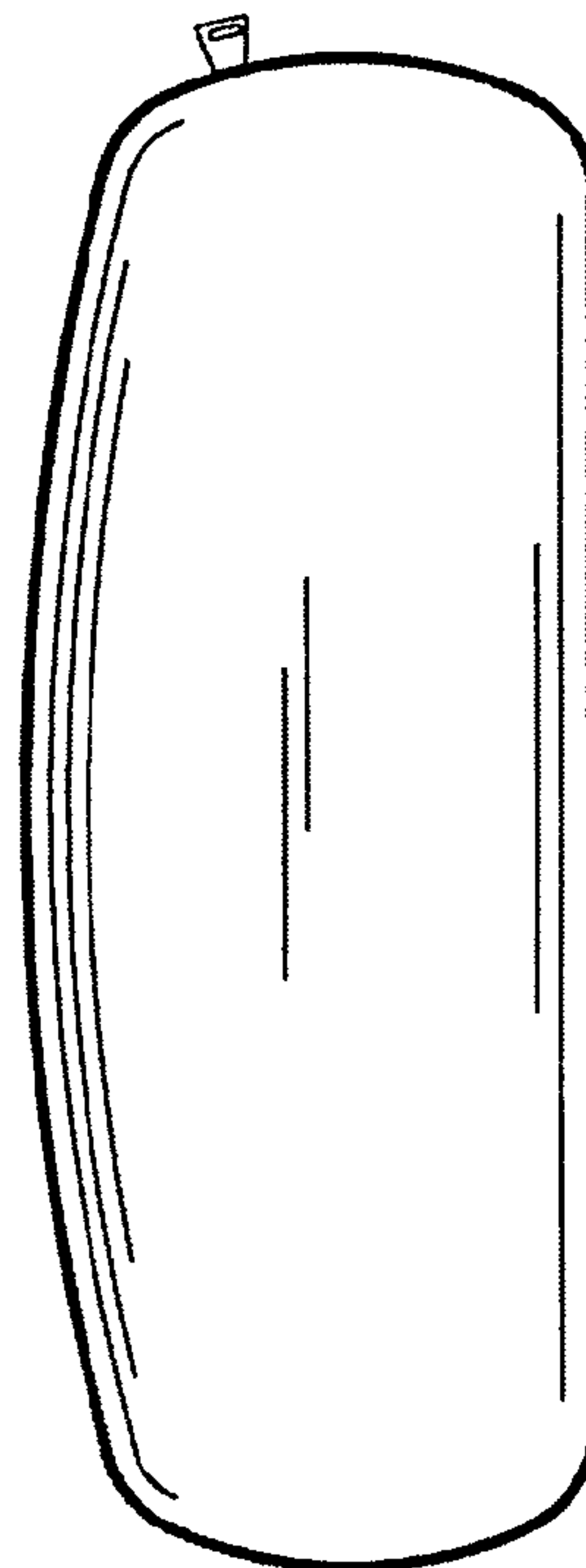


FIG. 2


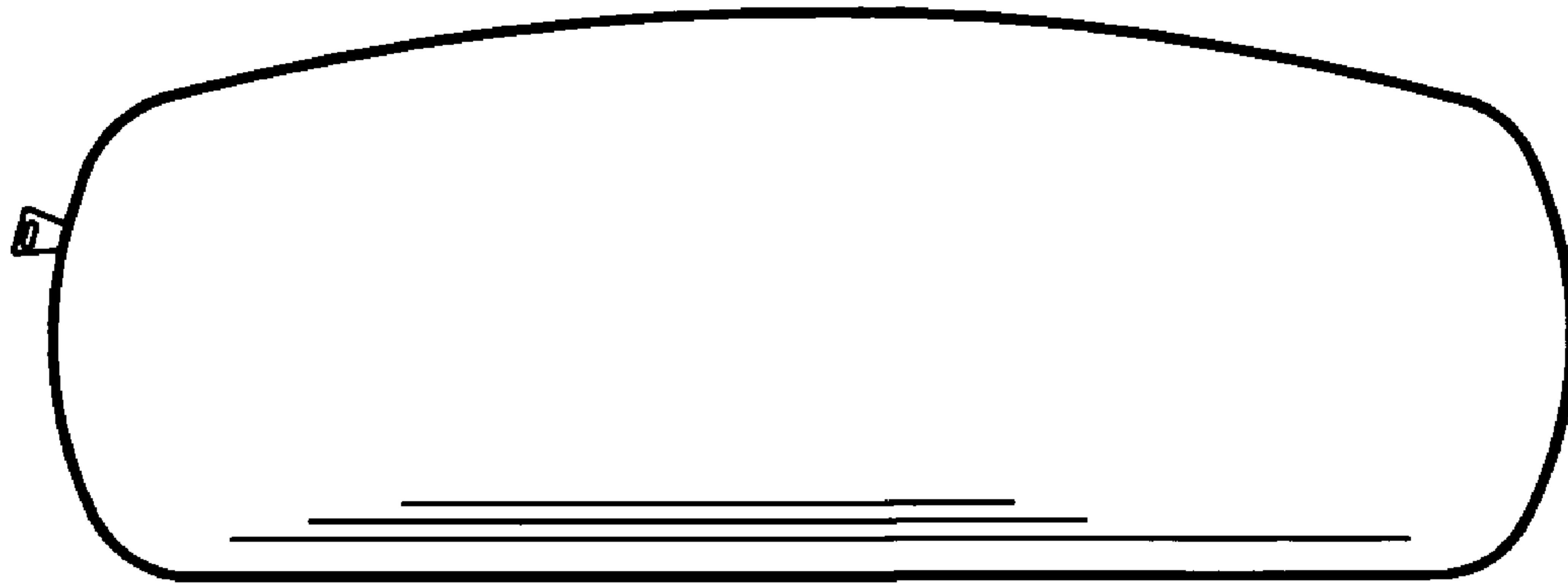



FIG. 4



*FIG. 5*



*FIG. 6*