



US00D581712S

(12) **United States Design Patent**  
**Chen**

(10) **Patent No.:** **US D581,712 S**  
(45) **Date of Patent:** **\*\* Dec. 2, 2008**

(54) **VENETIAN BLIND SLAT**  
(75) Inventor: **Po-Yu Chen**, Taichung (TW)  
(73) Assignee: **Chin-Fu Chen**, Taichung (TW)  
(\*\*) Term: **14 Years**

6,814,128 B2 \* 11/2004 Nien ..... 160/84.06  
D501,348 S \* 2/2005 Yu et al. .... D6/577  
6,941,996 B2 \* 9/2005 Ward et al. .... 160/89  
7,036,547 B1 \* 5/2006 Cheng et al. .... 160/84.04  
7,055,572 B2 \* 6/2006 Nien et al. .... 160/178.3  
2008/0000593 A1 \* 1/2008 Colson et al. .... 160/176.1 R

(21) Appl. No.: **29/302,718**  
(22) Filed: **Jan. 23, 2008**

\* cited by examiner

*Primary Examiner*—T. Chase Nelson  
*Assistant Examiner*—Barbara B Lohr  
(74) *Attorney, Agent, or Firm*—Browdy and Neimark, P.L.L.C.

(51) **LOC (8) Cl.** ..... **06-10**  
(52) **U.S. Cl.** ..... **D6/577; D6/580**  
(58) **Field of Classification Search** ..... D6/575,  
D6/577, 578, 580; 160/84.04, 86.06, 89,  
160/115, 168.1 R, 176.1 R, 178.3, 236; D25/49;  
49/74.1

(57) **CLAIM**

The ornamental design for a venetian blind slat, as shown and described.

See application file for complete search history.


**DESCRIPTION**

(56) **References Cited**  
U.S. PATENT DOCUMENTS

FIG. 1 shows a perspective view of a venetian blind slat showing the present design;  
FIG. 2 shows a top plan view thereof;  
FIG. 3 shows a front elevational view thereof;  
FIG. 4 shows a bottom plan view thereof;  
FIG. 5 shows a left side elevational view thereof;  
FIG. 6 shows a right side elevational view thereof;  
FIG. 7 shows a rear elevational view thereof; and,  
FIG. 8 is a perspective view in an enlargement scale of the portion shown within the broken line rectangle 8 in FIG. 2. The broken lines are for illustrative purposes only and form no part of the claimed design.

D347,348 S *	5/1994	Chen	.....	D6/577
D354,190 S *	1/1995	Ross et al.	.....	D6/580
D354,192 S *	1/1995	Ross et al.	.....	D6/577
D355,092 S *	2/1995	Swopes	.....	D6/577
D361,009 S *	8/1995	Potts	.....	D6/577
D366,174 S *	1/1996	Knuteson	.....	D6/577
D368,198 S *	3/1996	Zorbas	.....	D6/577
D372,621 S *	8/1996	Zorbas	.....	D6/577
D409,869 S *	5/1999	Marusak	.....	D6/577
D413,475 S *	9/1999	Swapp	.....	D6/575
D464,518 S *	10/2002	Griffiths et al.	.....	D6/580
6,662,851 B2 *	12/2003	Colson	.....	160/176.1 R
D486,685 S *	2/2004	Marusak et al.	.....	D6/577
6,725,897 B2 *	4/2004	Palmer	.....	160/168.1 R
D495,549 S *	9/2004	Yu et al.	.....	D6/577

**1 Claim, 4 Drawing Sheets**



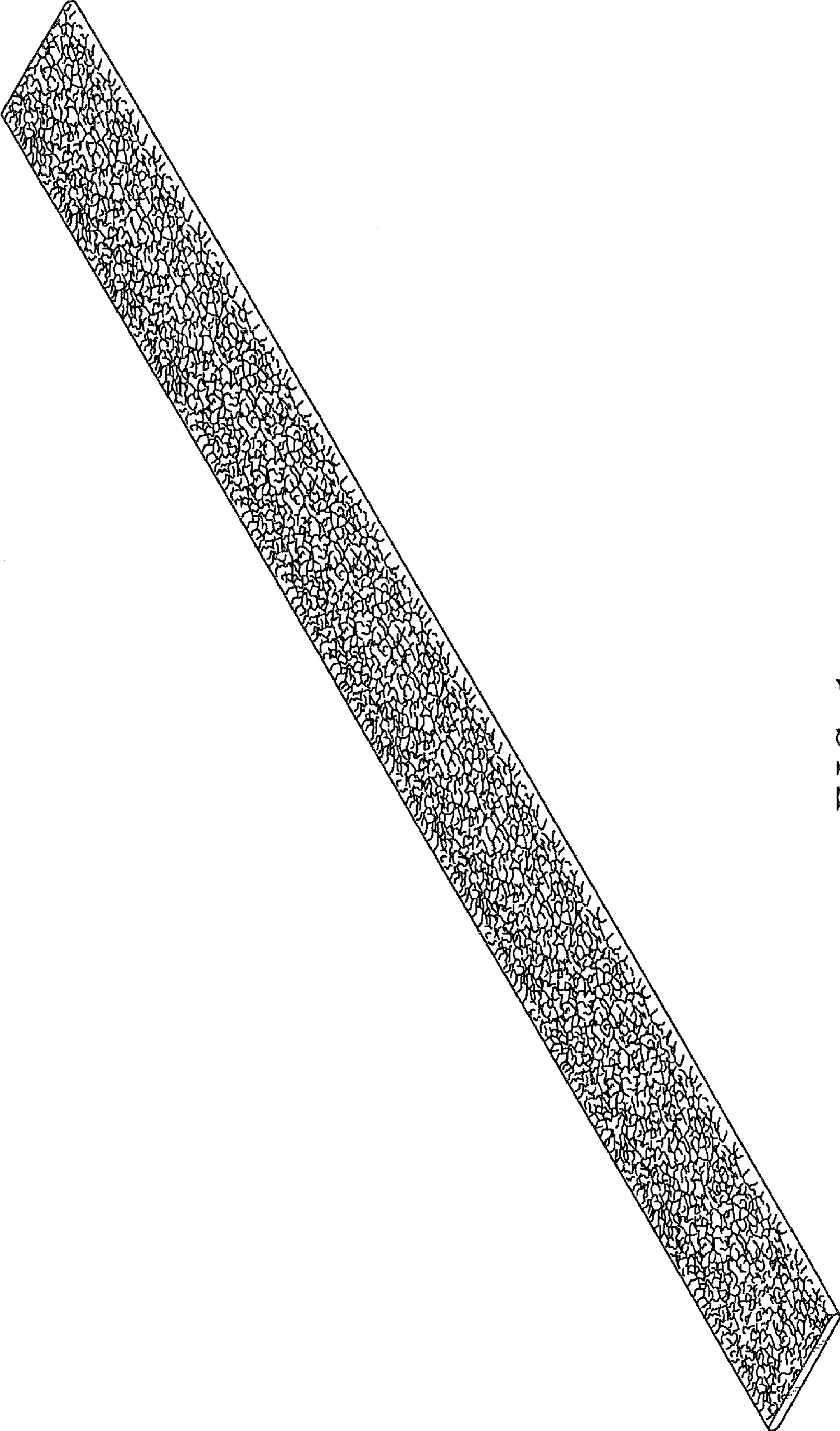


FIG. 1






FIG. 2



FIG. 3




FIG. 4



FIG. 6



FIG. 5



FIG. 7




FIG. 8