



US00D581709S

(12) **United States Design Patent**
Erekson

(10) **Patent No.:** **US D581,709 S**
(45) **Date of Patent:** **** Dec. 2, 2008**

(54) **DISPENSER**

(76) Inventor: **Barbara Erekson**, 4730 Bedel St.,
Woodland Hills, CA (US) 91364

(**) Term: **14 Years**

(21) Appl. No.: **29/303,832**

(22) Filed: **Feb. 19, 2008**

(51) **LOC (8) Cl.** **20-02**

(52) **U.S. Cl.** **D6/518**

(58) **Field of Classification Search** D6/515-523;
206/225, 233, 389, 391; 211/13.1, 45; 242/570,
242/590; 248/309.1, 309.2, 905; 221/26,
221/33, 282-283; 222/173, 180
See application file for complete search history.

(56) **References Cited**

U.S. PATENT DOCUMENTS

2,943,777	A *	7/1960	Dvoracek	D6/520
D356,707	S *	3/1995	Morand	D6/522
D363,628	S *	10/1995	McCanless	D6/522
D386,922	S *	12/1997	Sedlock	D6/522
D399,084	S *	10/1998	Tramontina	D6/522

D403,905	S *	1/1999	Tramontina	D6/522
D426,412	S *	6/2000	Cameron	D6/522
D441,231	S *	5/2001	Purcell et al.	D6/522
D441,578	S *	5/2001	Andersson	D6/518
D568,655	S *	5/2008	Friesen et al.	D6/518

* cited by examiner

Primary Examiner—Brian N Vinson
(74) *Attorney, Agent, or Firm*—Michael Blaine Brooks, P.C.;
Michael Blaine Brooks

(57) **CLAIM**

I claim the ornamental design for a dispenser, as shown.

DESCRIPTION

FIG. 1 is a front elevational view of a dispenser showing my new design;

FIG. 2 is a right side view thereof;

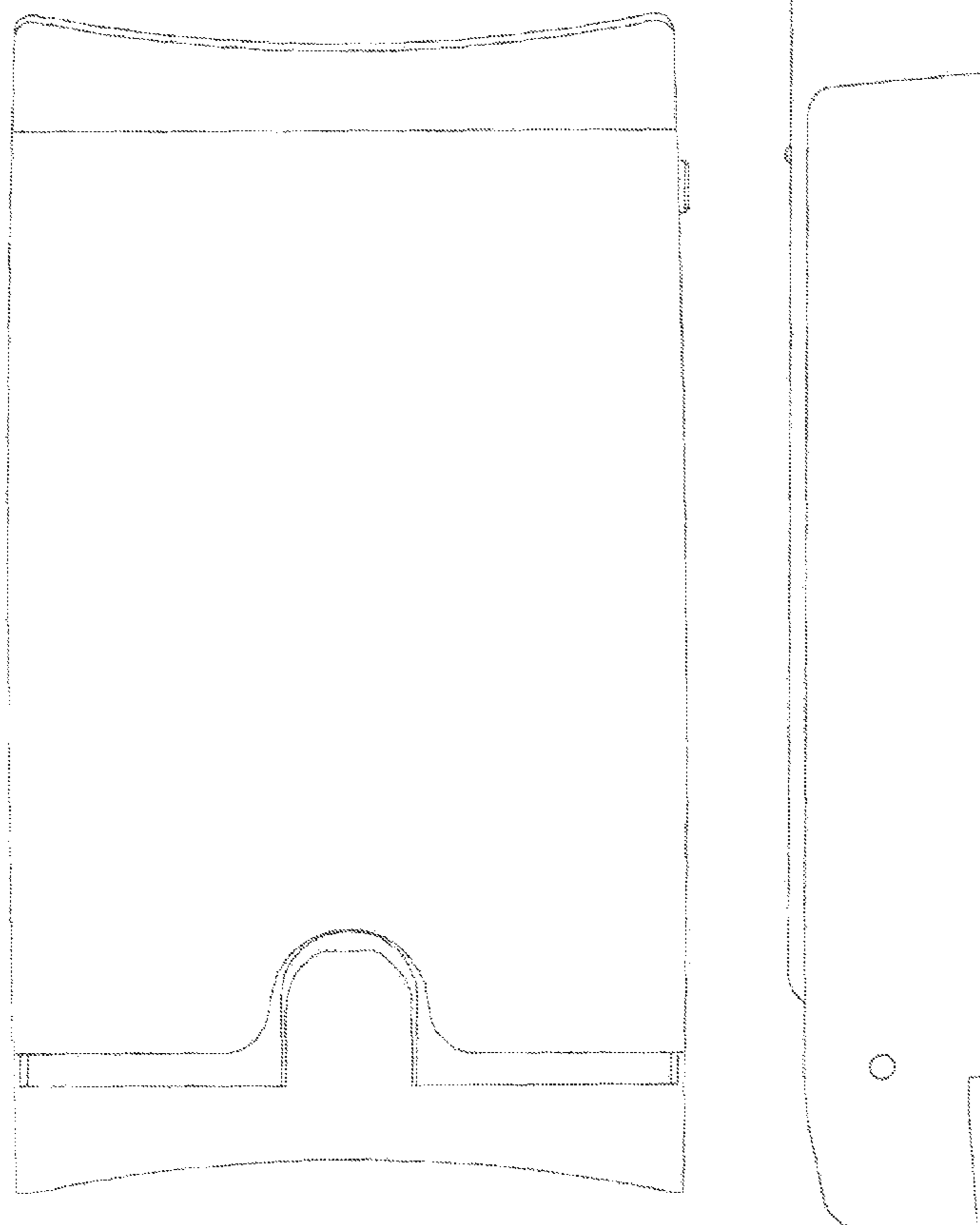
FIG. 3 is a left side view thereof;

FIG. 4 is a top plan view thereof;

FIG. 5 is a bottom plan view thereof; and,

FIG. 6 is a back elevational view thereof.

1 Claim, 4 Drawing Sheets






FIG. 1




FIG. 2




FIG. 3




FIG. 4

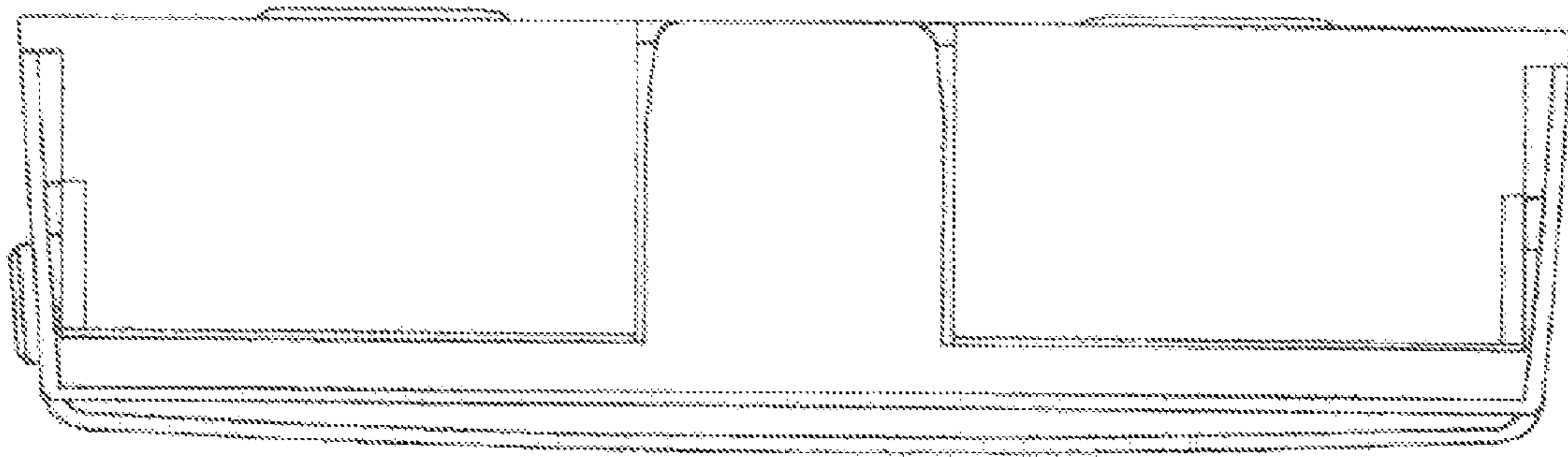


FIG. 5




FIG. 6