



US00D581694S

(12) **United States Design Patent**
Kreiss

(10) **Patent No.:** **US D581,694 S**

(45) **Date of Patent:** **** Dec. 2, 2008**

(54) **DESK**

D446,404 S * 8/2001 Hall et al. D6/422
D459,107 S * 6/2002 Nielsen D6/422

(75) Inventor: **Michael Kreiss**, San Diego, CA (US)

* cited by examiner

(73) Assignee: **Kreiss Enterprises, Inc.**, San Diego, CA (US)

Primary Examiner—Janice E Seeger
(74) *Attorney, Agent, or Firm*—Kleinberg & Lerner, LLP; Marvin H. Kleinberg

(**) Term: **14 Years**

(21) Appl. No.: **29/298,135**

(57) **CLAIM**

(22) Filed: **Nov. 29, 2007**

The ornamental design for a desk, as shown and described.

(51) **LOC (8) Cl.** **06-03**

(52) **U.S. Cl.** **D6/422**

(58) **Field of Classification Search** D6/422,
D6/425–428, 429–431, 484, 485; 312/194–196,
312/258; 108/50.01, 50.02

See application file for complete search history.

DESCRIPTION

FIG. 1 is a perspective view of the desk of the present invention;

FIG. 2 is a front view of the desk of FIG. 1;

FIG. 3 is a top view of the desk of FIG. 1;

FIG. 4 is a side view of the desk of FIG. 1; and,

FIG. 5 is a rear view of the desk of FIG. 1.


The side of the desk not shown is a mirror image of that shown.

(56) **References Cited**

U.S. PATENT DOCUMENTS

D42,388 S * 4/1912 Dunton D6/428
D193,517 S * 9/1962 Denton D6/422

1 Claim, 3 Drawing Sheets






FIG. 1

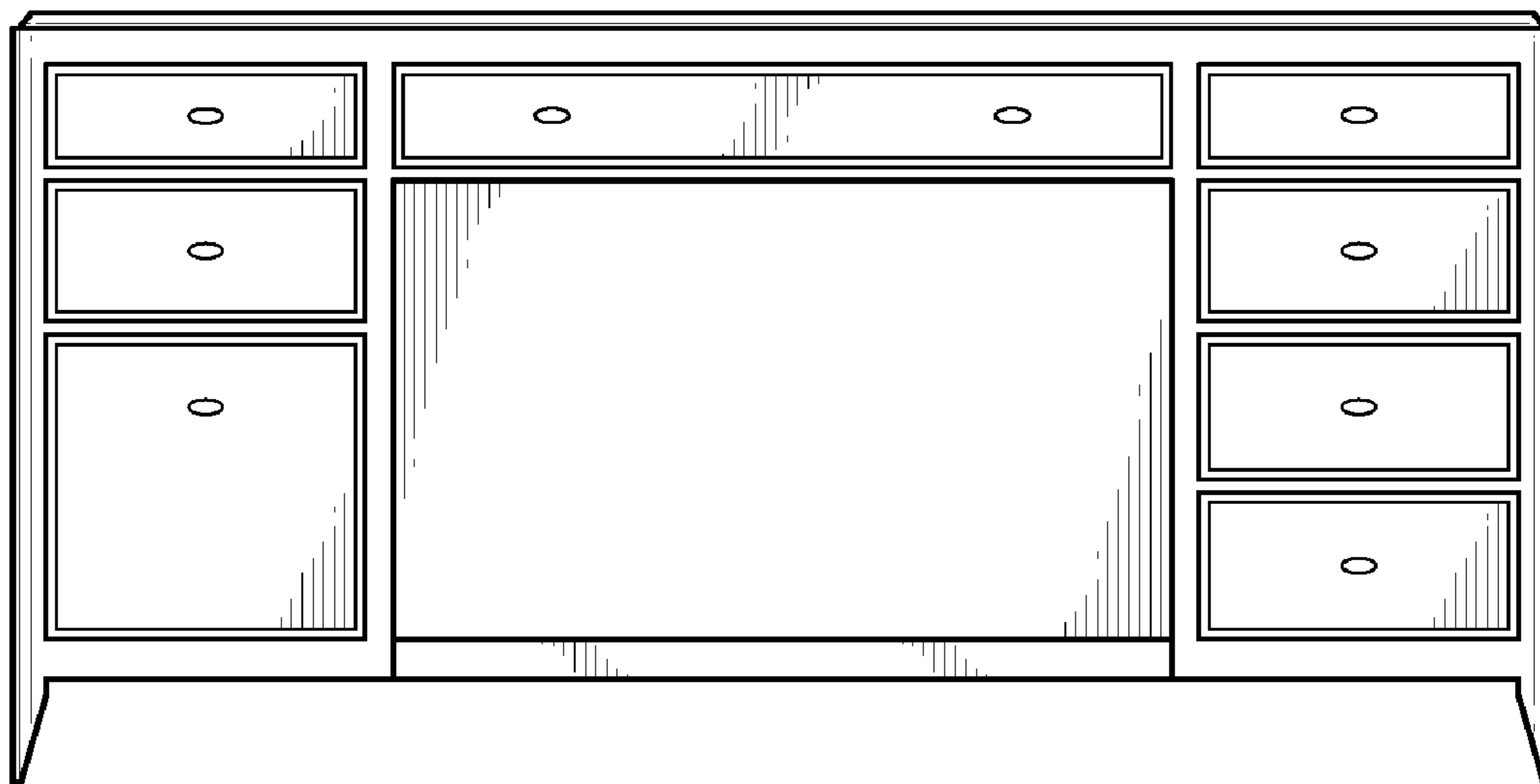


FIG. 2




FIG. 3

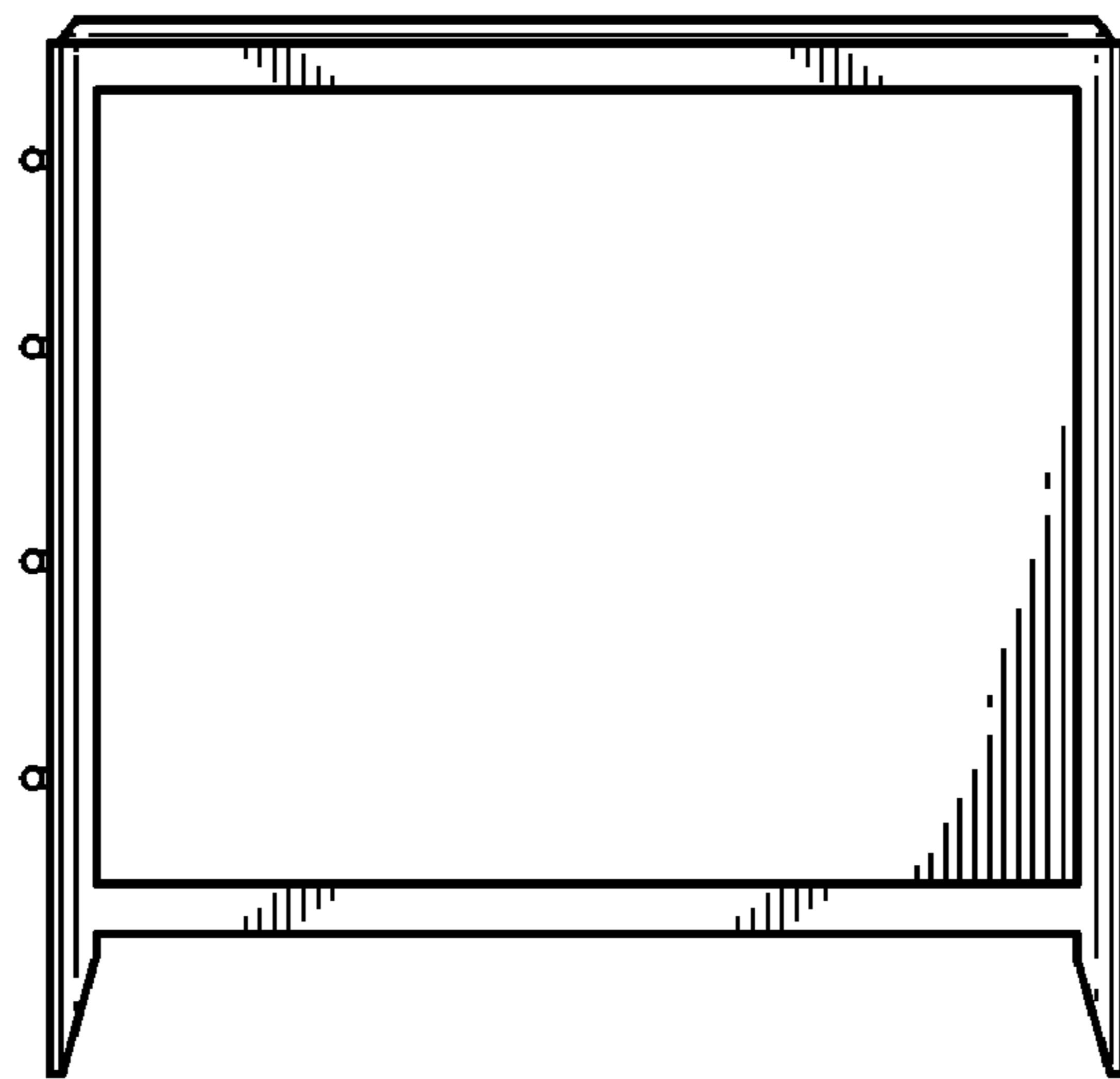


FIG. 4

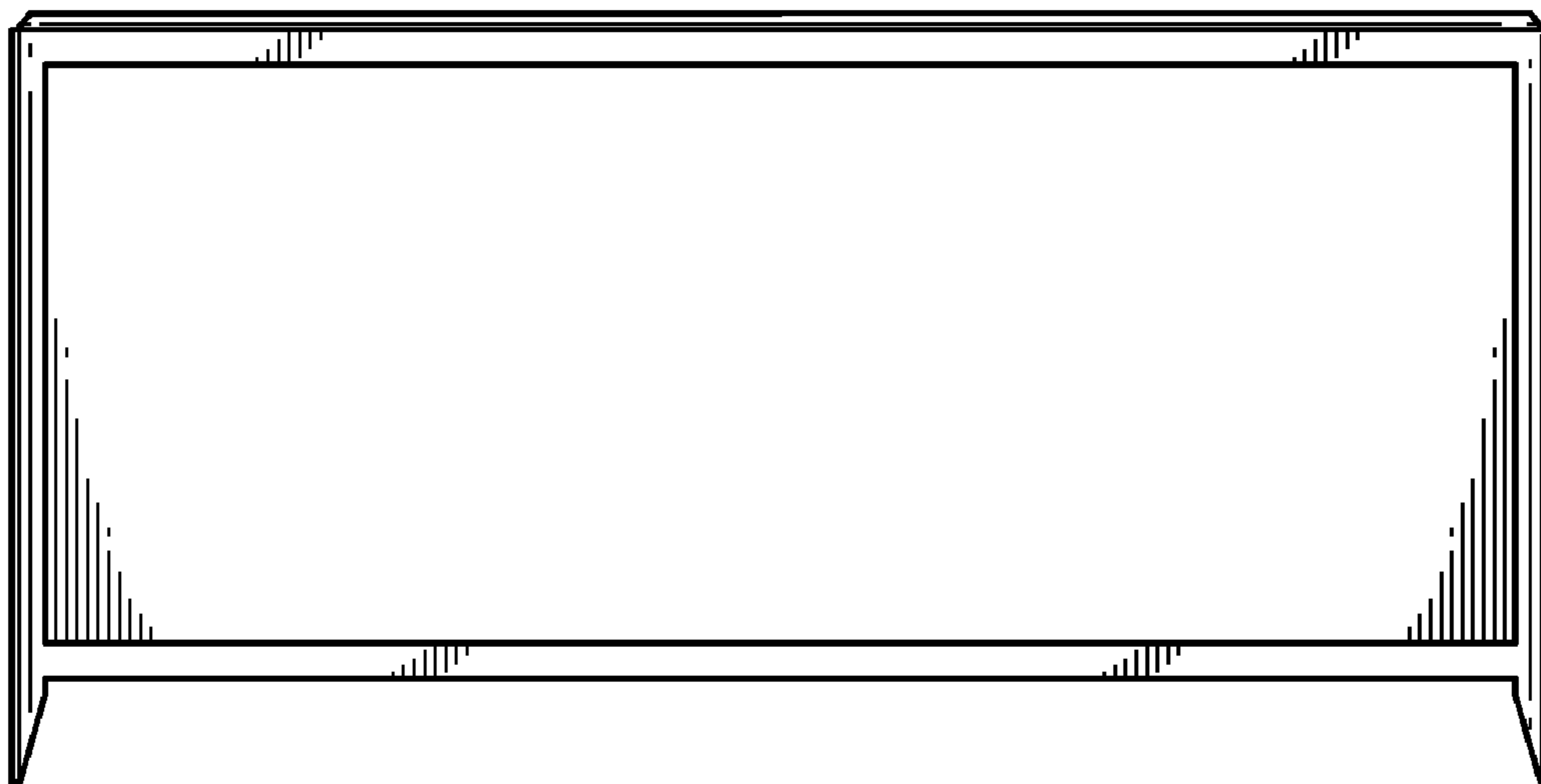


FIG. 5