



US00D581685S

(12) **United States Design Patent**
Longpre et al.

(10) **Patent No.:** **US D581,685 S**

(45) **Date of Patent:** **** *Dec. 2, 2008**

(54) **SEAT FOR A VEHICLE**

(75) Inventors: **Guillaume Longpre**, Granby (CA);
Denys Lapointe, St-Bruno (CA);
Martin Portelance, Chicoutimi (CA);
Etienne Guay, Orford (CA); **Nicolas Deluy**, Sherbrooke (CA)

(73) Assignee: **Bombardier Recreational Products Inc.**, Valcourt (CA)

(**) Term: **14 Years**

(21) Appl. No.: **29/282,152**

(22) Filed: **Jul. 12, 2007**

Related U.S. Application Data

(63) Continuation-in-part of application No. 29/279,940, filed on May 11, 2007.

(51) **LOC (8) Cl.** **12-11**

(52) **U.S. Cl.** **D6/354; D12/107**

(58) **Field of Classification Search** D6/354;
D12/3, 87, 107, 110, 85, 86; 180/219, 223,
180/233, 228, 311, 312, 315, 16, 210-217;
297/195.1, 196-215, 215.1-215.16, 232,
297/233, 243; 280/202, 282, 288.1-288.4
See application file for complete search history.

(56) **References Cited**

U.S. PATENT DOCUMENTS

5,533,783	A *	7/1996	Harms et al.	297/195.13
6,446,744	B2	9/2002	Wubbolts et al.		
6,604,594	B2	8/2003	Wubbolts et al.		
6,655,487	B2	12/2003	Malette et al.		
D485,788	S	1/2004	Guay et al.		
6,866,110	B2	3/2005	Malette et al.		
6,948,581	B2	9/2005	Fecteau et al.		
7,028,800	B2 *	4/2006	Yagisawa et al.	180/219
7,258,192	B2 *	8/2007	Davis et al.	180/312
2001/0040064	A1	11/2001	Girouard et al.		
2002/0129984	A1	9/2002	Wubbolts et al.		
2003/0221890	A1	12/2003	Fecteau et al.		

2003/0221891 A1 12/2003 Fecteau et al.
2004/0032120 A1 2/2004 Vaisanen et al.
2004/0035623 A1 2/2004 Fecteau et al.

(Continued)

FOREIGN PATENT DOCUMENTS

FR 025060 2/2003

OTHER PUBLICATIONS

Mustang® Cruiser Seats © 2003 Squareback™ seat on p. 40.*
Fig. 18 of U.S. Appl. No. 29/156,028, now U.S. Design No. D485,788 (figure cancelled during prosecution).

Primary Examiner—Cathron Brooks

Assistant Examiner—Linda Brooks

(74) *Attorney, Agent, or Firm*—Osler, Hoskin & Harcourt LLP

(57) **CLAIM**

The ornamental design of a seat for a vehicle, as shown and described.

DESCRIPTION

FIG. 1 is a front and left side perspective view showing a seat for a vehicle according to our design;

FIG. 2 is a top plan view thereof;

FIG. 3 is a left side elevational view thereof;

FIG. 4 is a right side elevational view thereof;

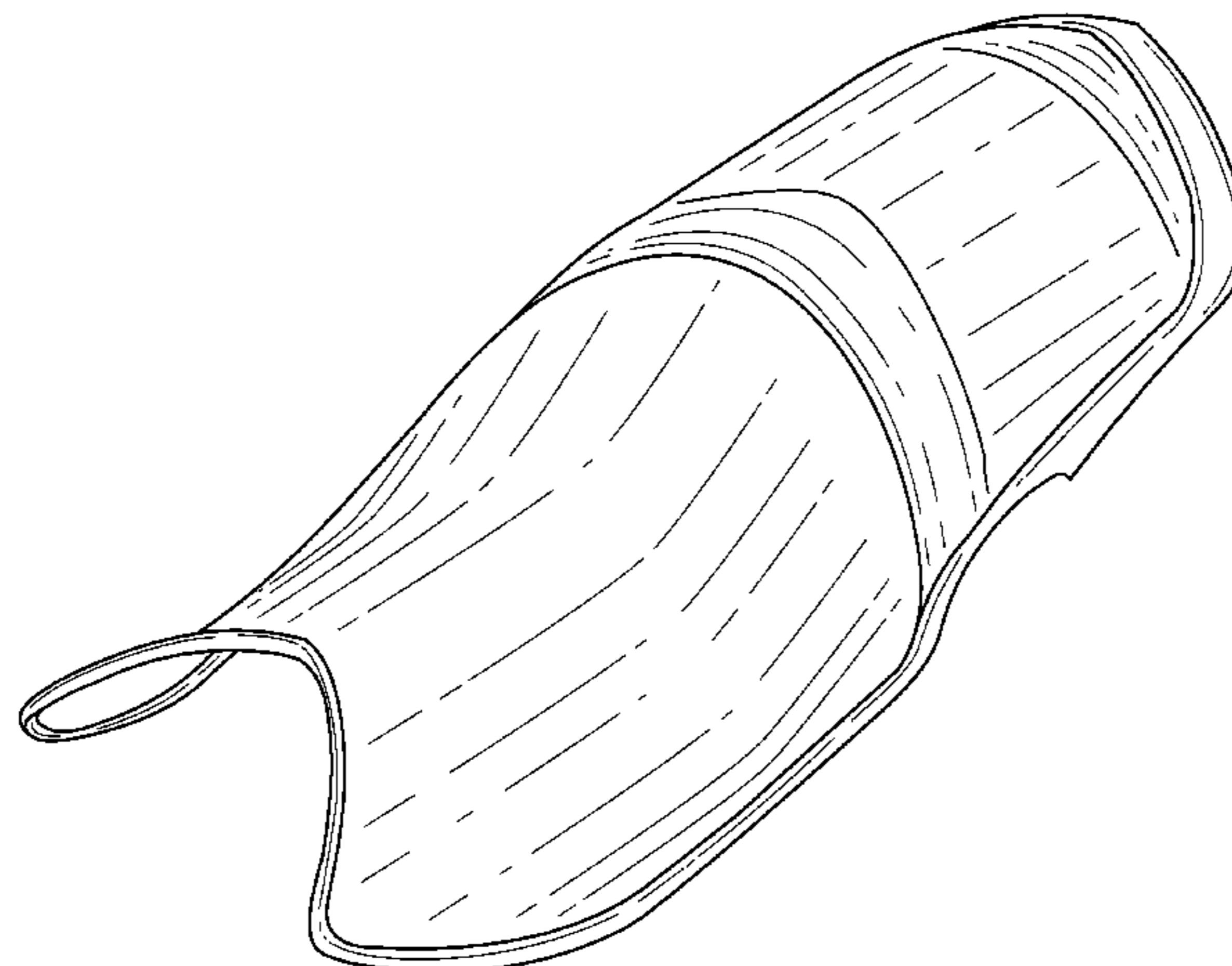
FIG. 5 is a rear elevational view thereof;

FIG. 6 is a front elevational view thereof; and,

FIG. 7 is a front and left side perspective view of the seat for a vehicle shown in FIG. 1 shown with an exemplary road vehicle in broken lines.

Throughout the Figures, broken lines showing structure or environment are for illustrative purposes only and form no part of the claimed design. Portions of the article not shown in the drawings, and portions of the article shown in the drawings but not shaded, form no part of the claimed design.

1 Claim, 5 Drawing Sheets



US D581,685 S

Page 2

U.S. PATENT DOCUMENTS

2004/0035624	A1	2/2004	Fecteau et al.	2004/0129483	A1	7/2004	Girouard et al.	
2004/0035625	A1	2/2004	Talbot et al.	2004/0140140	A1	7/2004	Guay et al.	
2004/0035626	A1	2/2004	Girouard et al.	2005/0039967	A1	2/2005	Aube et al.	
2004/0129473	A1	7/2004	Talbot et al.	2007/0256882	A1*	11/2007	Bedard et al. 180/312

* cited by examiner

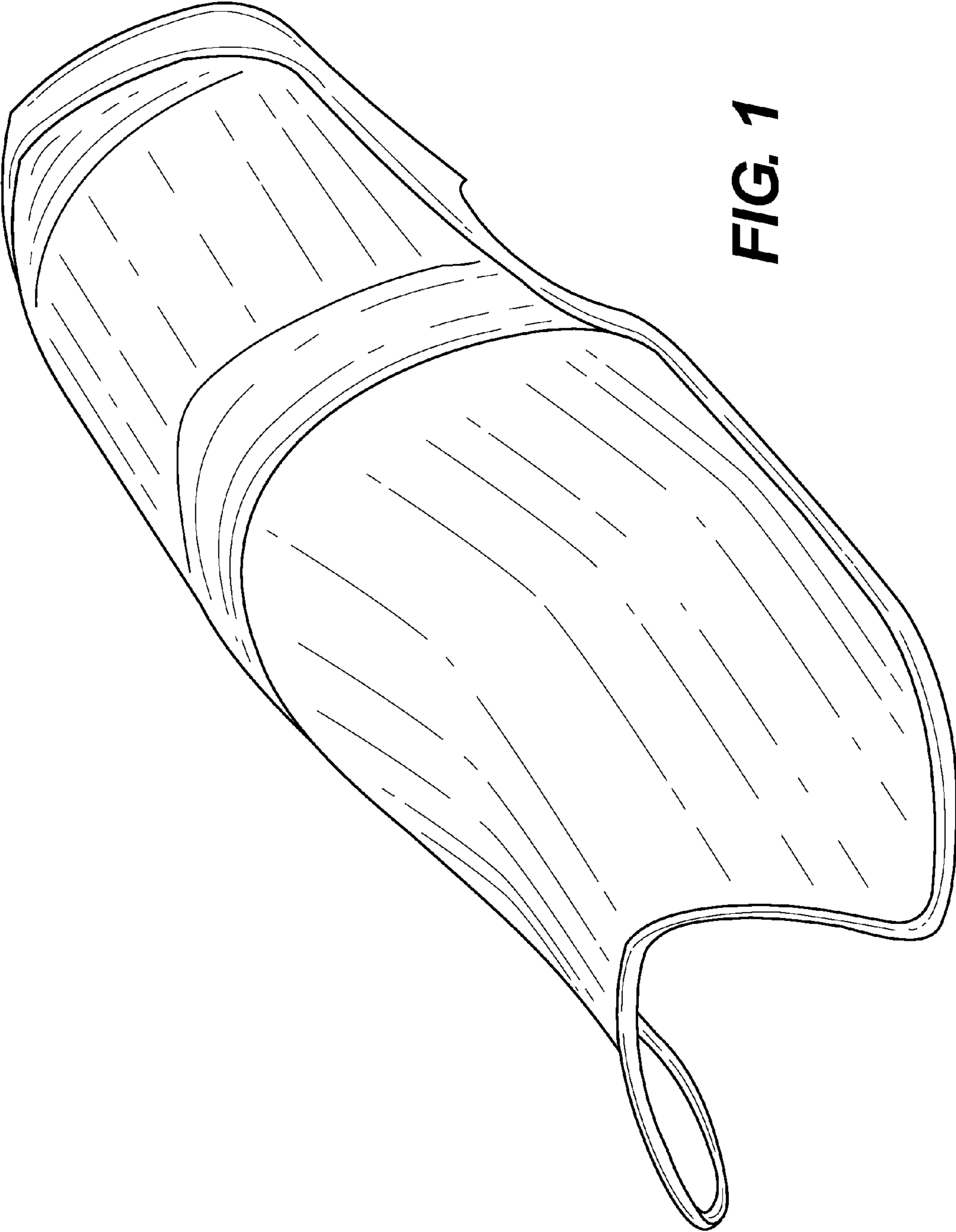


FIG. 1

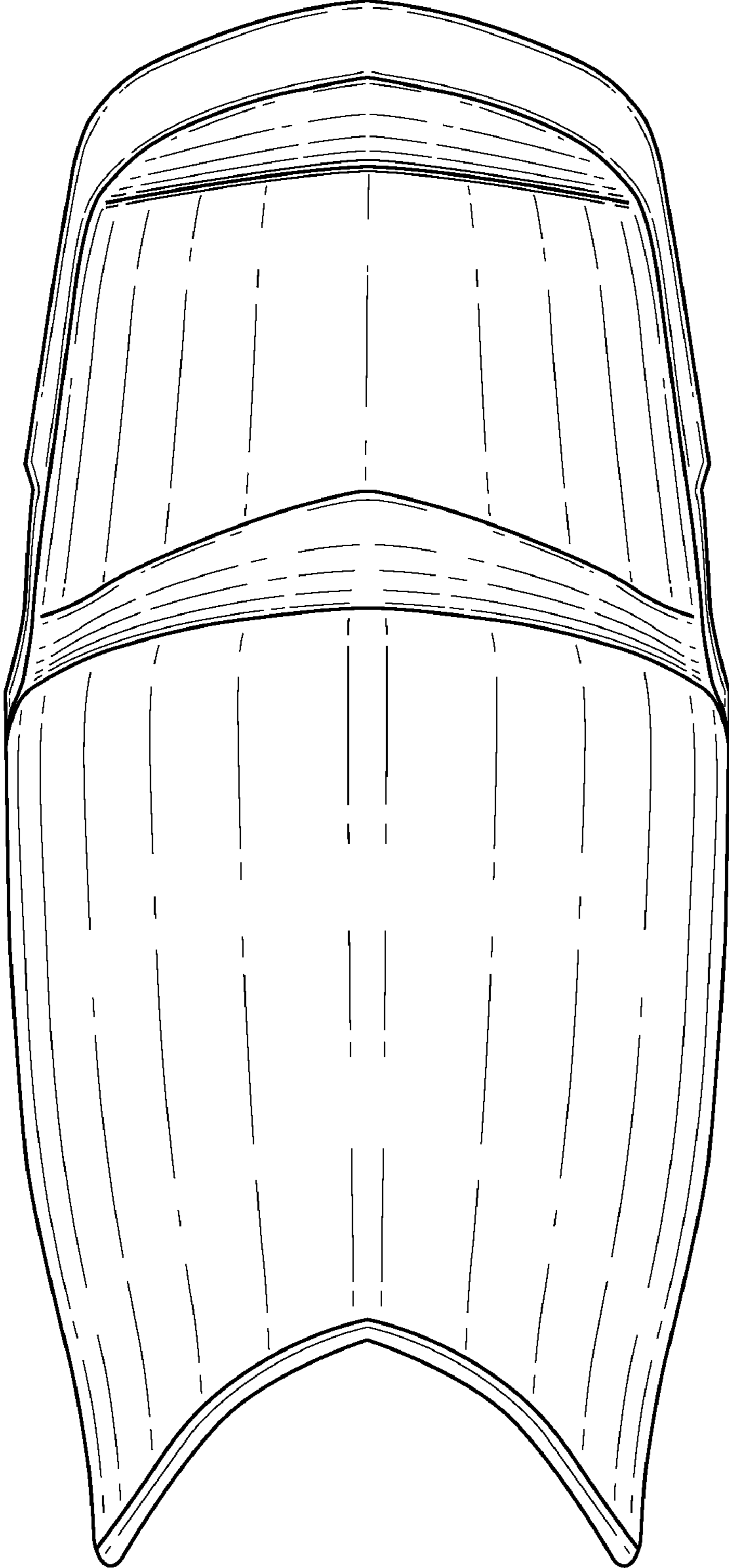


FIG. 2

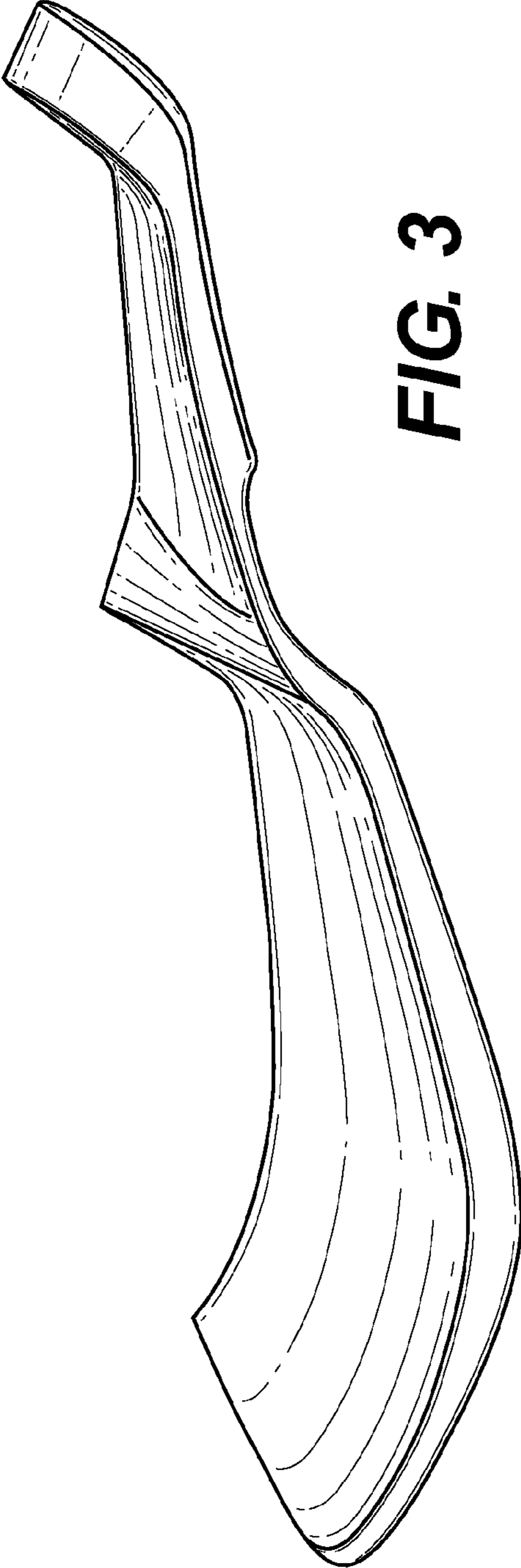


FIG. 3

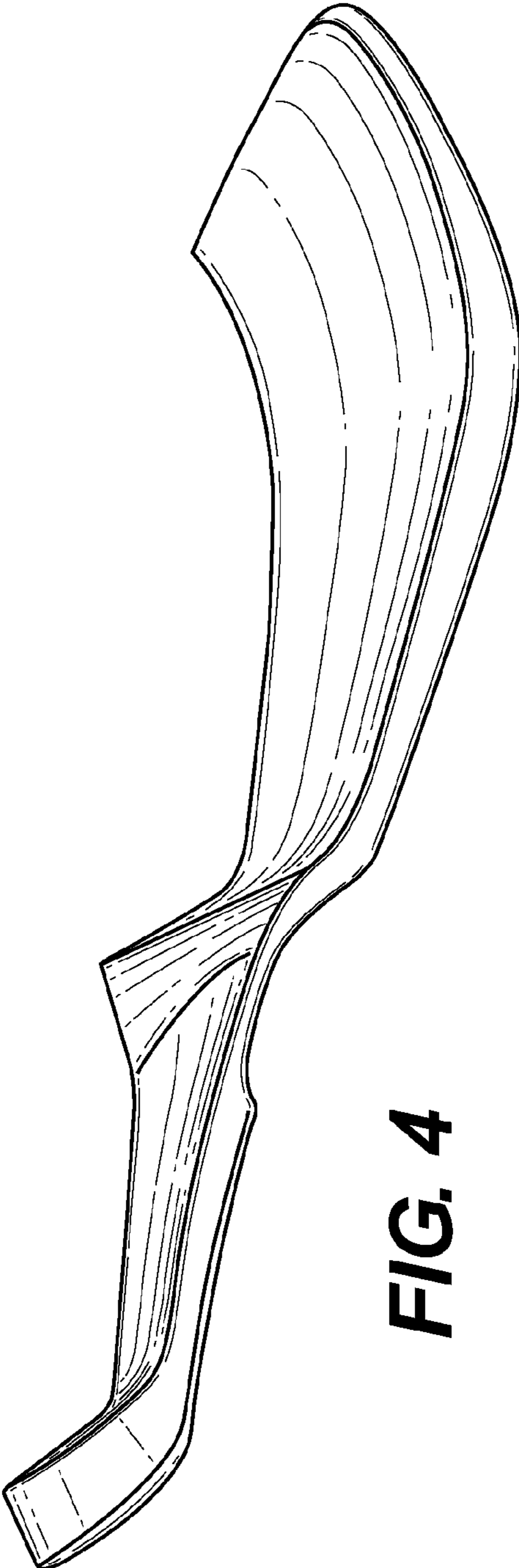


FIG. 4

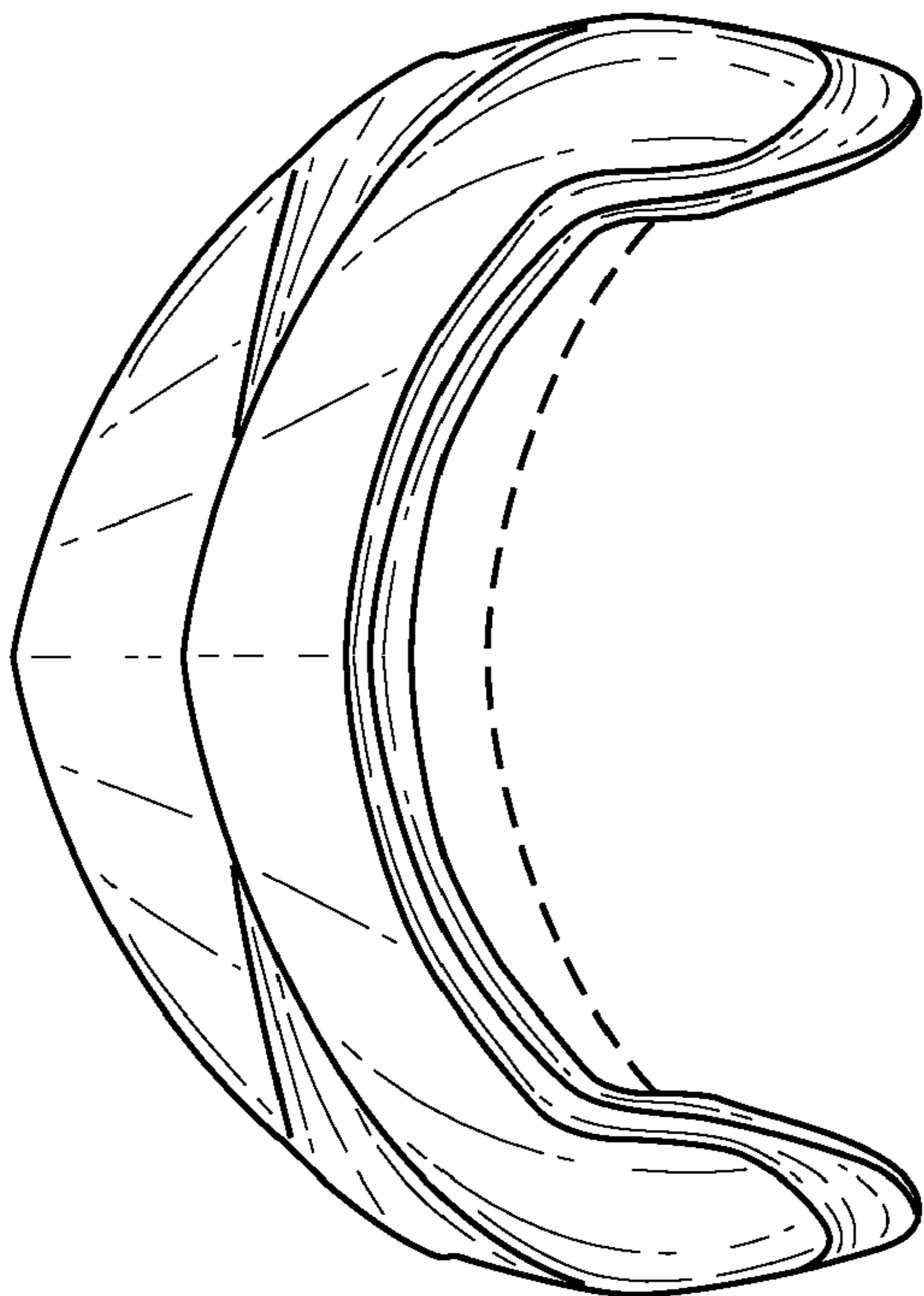


FIG. 6

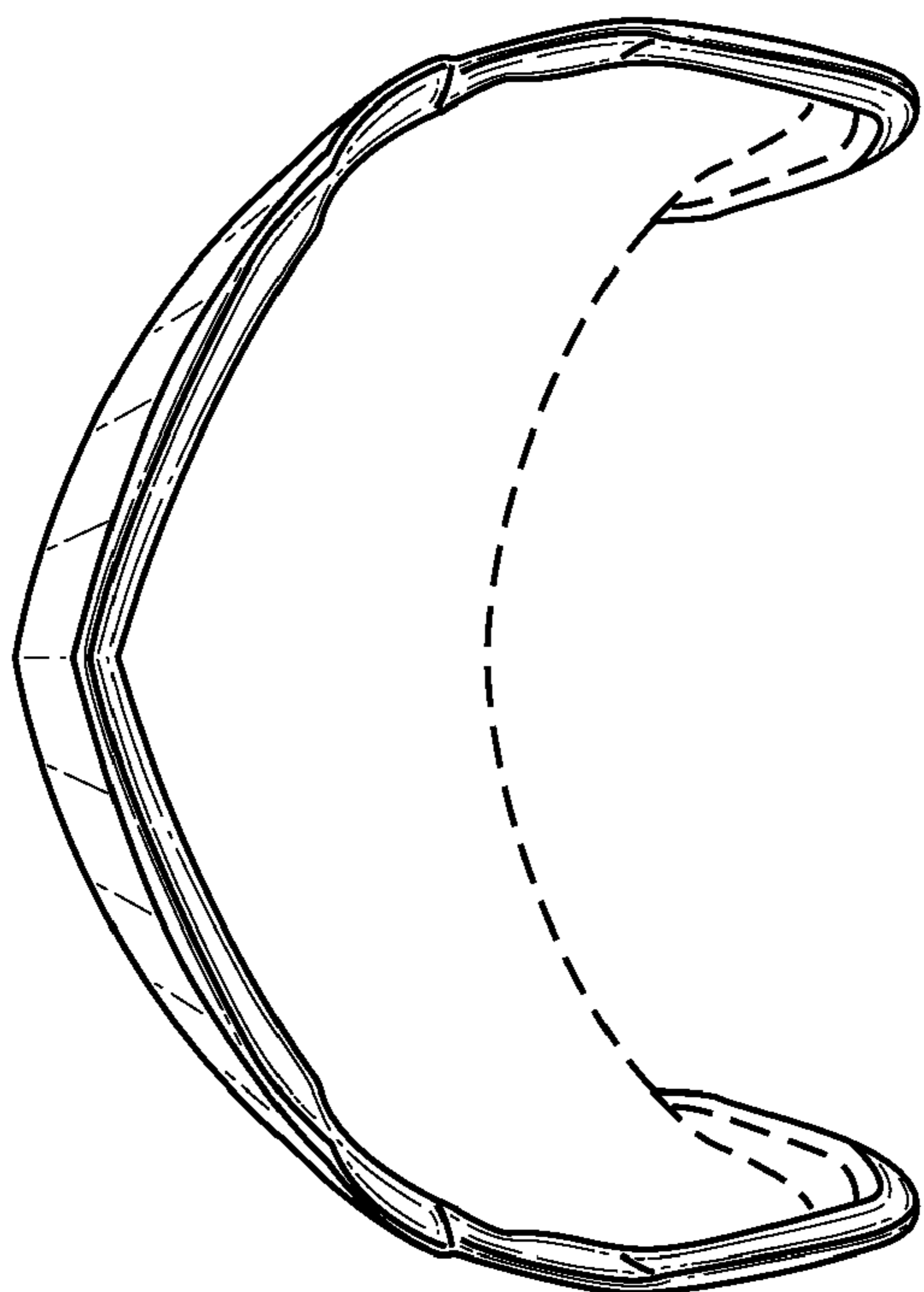


FIG. 5




FIG. 7