



US00D581652S

(12) **United States Design Patent**  
**Andersen et al.**

(10) **Patent No.:** **US D581,652 S**

(45) **Date of Patent:** **\*\* Dec. 2, 2008**

(54) **FOOTWEAR UPPER**

Merrell Spring 2008 Footwear Collection Catalog, p. 91.

(75) Inventors: **Deborah H. Andersen**, Prevost (CA);  
**Lucio Bandini**, Montebelluna (IT);  
**Grant A. Urie**, Shelburne, VT (US)

\* cited by examiner

*Primary Examiner*—Dominic Simone  
(74) *Attorney, Agent, or Firm*—Warner Norcross & Judd LLP

(73) Assignee: **Wolverine World Wide, Inc.**, Rockford, MI (US)

(57) **CLAIM**

(\*\*) Term: **14 Years**

The ornamental design for footwear upper, as shown and described.

(21) Appl. No.: **29/293,118**

(22) Filed: **Nov. 7, 2007**

**DESCRIPTION**

(51) **LOC (8) Cl.** ..... **02-99**

(52) **U.S. Cl.** ..... **D2/971**

(58) **Field of Classification Search** ..... D2/896,  
D2/900, 919, 922, 923, 925–932, 943, 971;  
36/1, 83, 45–49

See application file for complete search history.

FIG. 1 is a perspective view of the footwear upper embodying the new design;

FIG. 2 is a top view thereof;

FIG. 3 is a right side view thereof;

FIG. 4 is a left side view thereof;

FIG. 5 is a front view thereof; and,

FIG. 6 is a rear view thereof.

FIGS. 1 and 3–6 show features of an article of footwear in phantom lines. These features are shown for environmental purposes and do not form any part of the claimed design. Further, the phantom lines immediately adjacent the solid-line portions of the design form the boundary of the design, with the phantom lines forming no part of the claimed design.

(56) **References Cited**

**U.S. PATENT DOCUMENTS**

D68,415 S *	10/1925	Troy	.....	D2/931
D100,520 S *	7/1936	Odenchrants	.....	D2/929
D149,684 S *	5/1948	Sandler	.....	D2/930
D532,962 S *	12/2006	Teteriatnikov	.....	D2/971
D570,590 S *	6/2008	Teteriatnikov	.....	D2/971
D571,094 S *	6/2008	Wolf	.....	D2/971

**OTHER PUBLICATIONS**

Soft Style Spring 2008 Buyer's Guide, p. 12.  
Hush Puppies Spring 2008 Catalog, p. 7.

**1 Claim, 4 Drawing Sheets**





Fig. 1

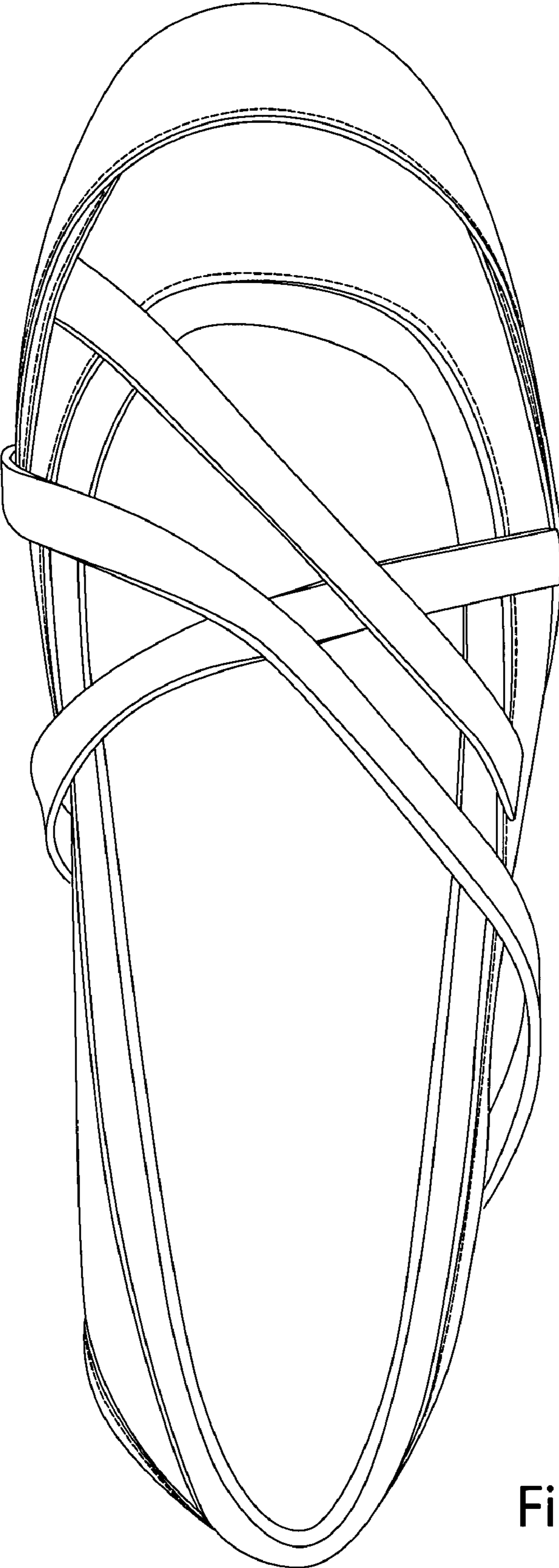


Fig. 2

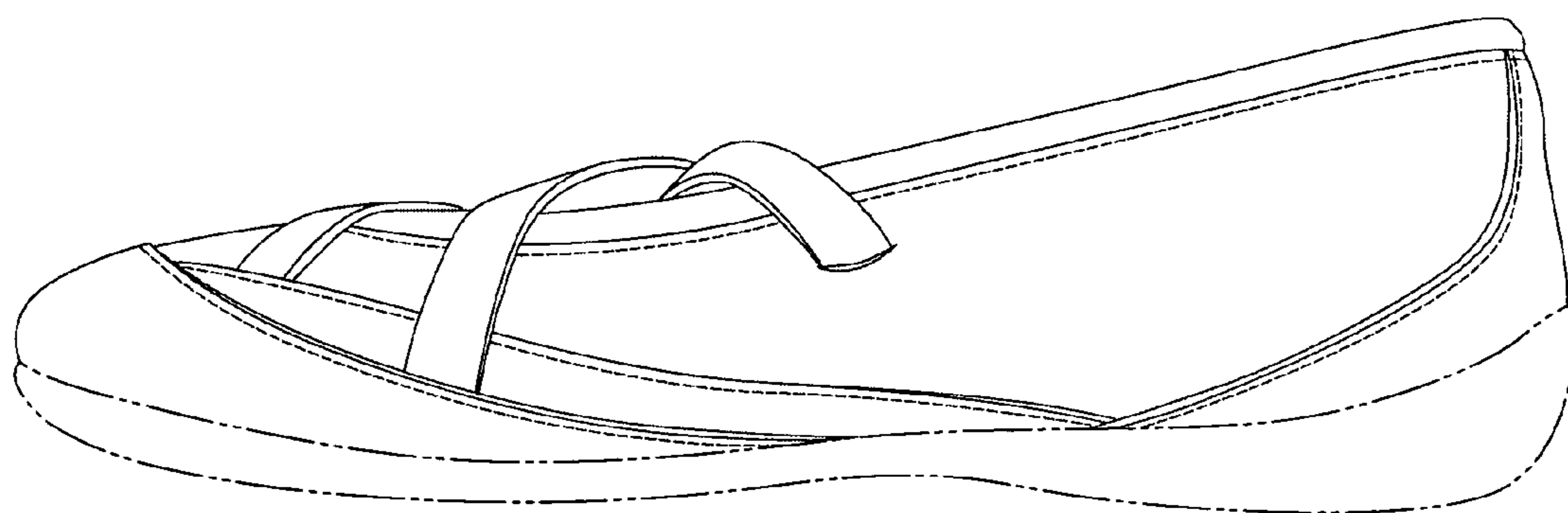


Fig. 3




Fig. 4

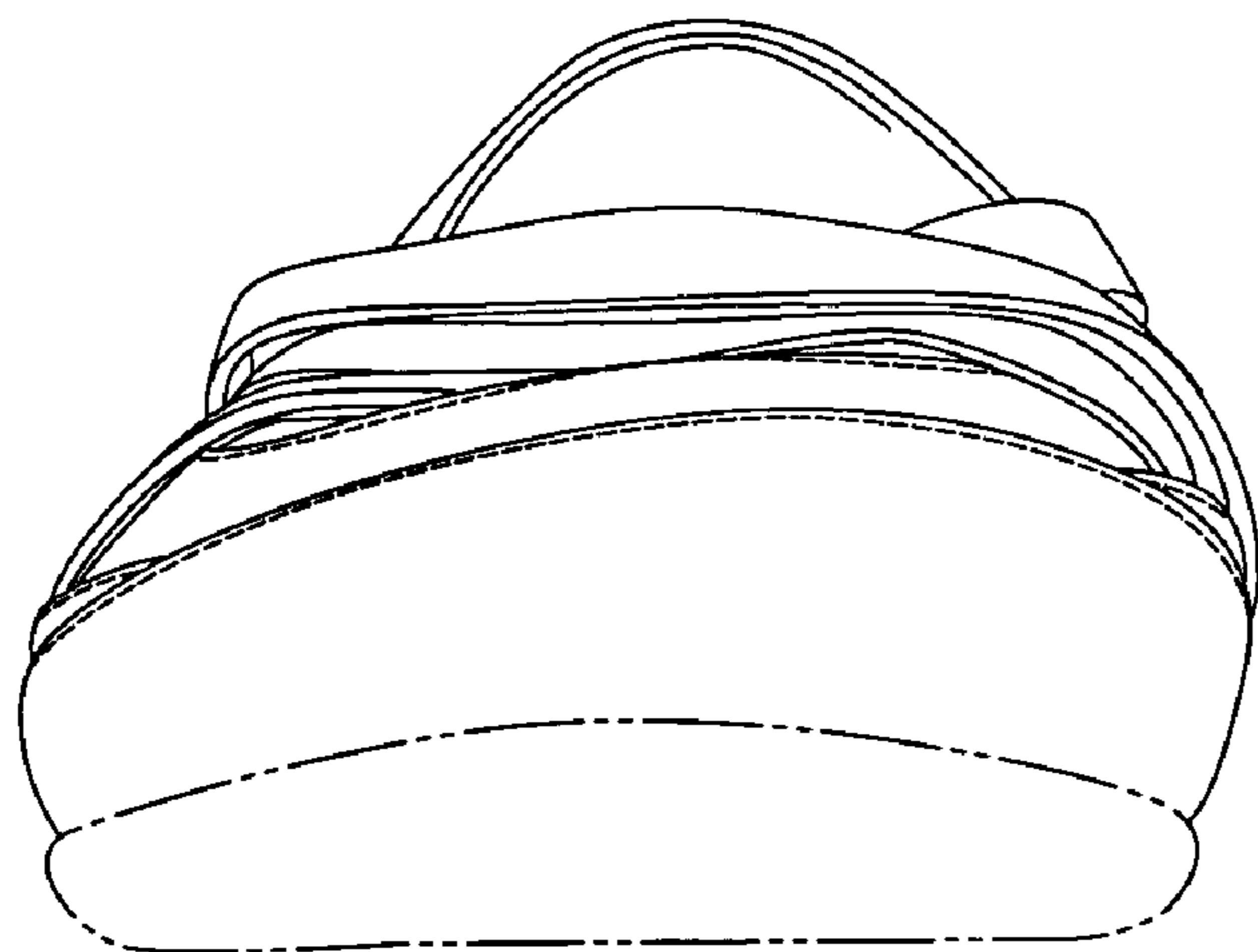


Fig. 5

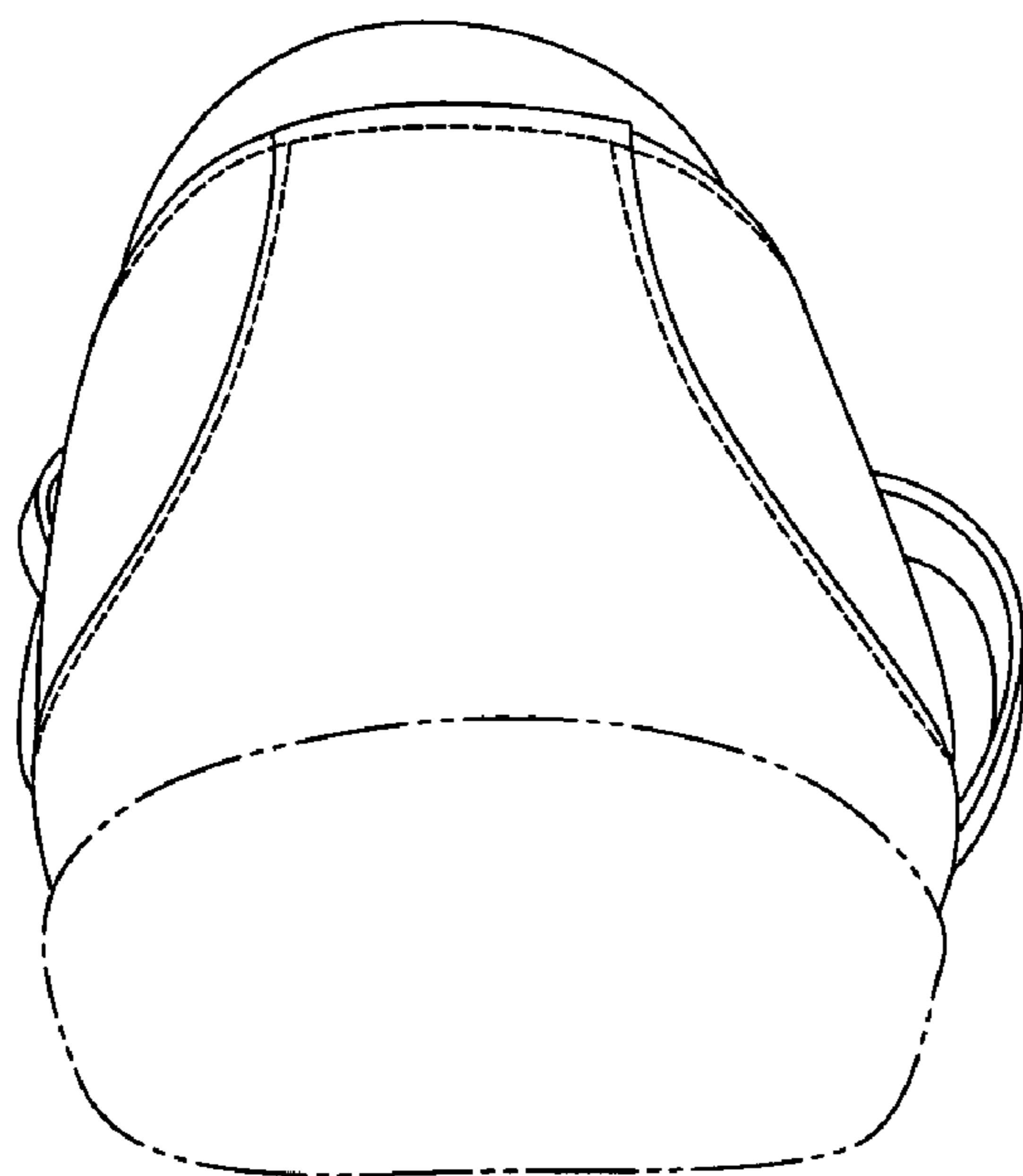


Fig. 6