



US00D581647S

(12) **United States Design Patent**
St-Louis

(10) **Patent No.:** **US D581,647 S**
(45) **Date of Patent:** **** Dec. 2, 2008**

(54) **FOOTWEAR UPPER**

(75) Inventor: **Julie St-Louis**, Montreal (CA)

(73) Assignee: **Wolverine World Wide, Inc.**, Rockford, MI (US)

(**) Term: **14 Years**

(21) Appl. No.: **29/293,015**

(22) Filed: **Nov. 7, 2007**

(51) **LOC (8) Cl.** **02-99**

(52) **U.S. Cl.** **D2/970**

(58) **Field of Classification Search** D2/897,
D2/901, 904, 908, 909-912, 946, 970-974;
36/45, 83, 113, 114, 50.1, 77 M, 77 R, 126-130
See application file for complete search history.

(56) **References Cited**

U.S. PATENT DOCUMENTS

| | | | | |
|--------------|---------|---------------|-------|--------|
| D164,155 S * | 8/1951 | Bingham | | D2/912 |
| D269,731 S * | 7/1983 | Mattiuzzo | | D2/912 |
| D385,992 S * | 11/1997 | Brooks et al. | | D2/970 |
| D386,293 S * | 11/1997 | Brooks et al. | | D2/970 |
| D386,294 S * | 11/1997 | Brooks et al. | | D2/970 |
| D480,549 S | 10/2003 | Matis et al. | | |
| D481,863 S | 11/2003 | Belley et al. | | |
| D497,476 S | 10/2004 | Huard et al. | | |
| D500,193 S | 12/2004 | Matis et al. | | |
| D503,267 S | 3/2005 | Matis et al. | | |
| D503,525 S | 4/2005 | Matis | | |
| D513,554 S | 1/2006 | Matis et al. | | |
| D523,217 S | 6/2006 | Matis et al. | | |
| D524,019 S | 7/2006 | Matis et al. | | |

| | | | | |
|--------------|---------|---------------|-------|--------|
| D524,523 S * | 7/2006 | Le | | D2/970 |
| D532,591 S | 11/2006 | Matis et al. | | |
| D534,338 S | 1/2007 | Belley et al. | | |
| D535,089 S | 1/2007 | Matis et al. | | |
| D541,027 S | 4/2007 | Belley et al. | | |
| D554,342 S | 11/2007 | St. Louis | | |

* cited by examiner

Primary Examiner—Stella M Reid

Assistant Examiner—Rashida C McCoy

(74) *Attorney, Agent, or Firm*—Warner Norcross & Judd LLP

(57) **CLAIM**

The ornamental design for footwear upper, as shown and described.

DESCRIPTION

FIG. 1 is a perspective view of the footwear upper embodying the new design;

FIG. 2 is an enlarged top plan view thereof;

FIG. 3 is reduced right side view thereof;

FIG. 4 is reduced left side view thereof;

FIG. 5 is a front view thereof; and,

FIG. 6 is a rear view thereof.

FIGS. 1-6 show features of an article of footwear in phantom lines. These features are shown for environmental purposes and do not form any part of the claimed design. Further, the phantom lines immediately adjacent the solid-line portions of the design form the boundary of the design, with the phantom lines forming no part of the claimed design.

1 Claim, 4 Drawing Sheets





Fig. 1



Fig.2

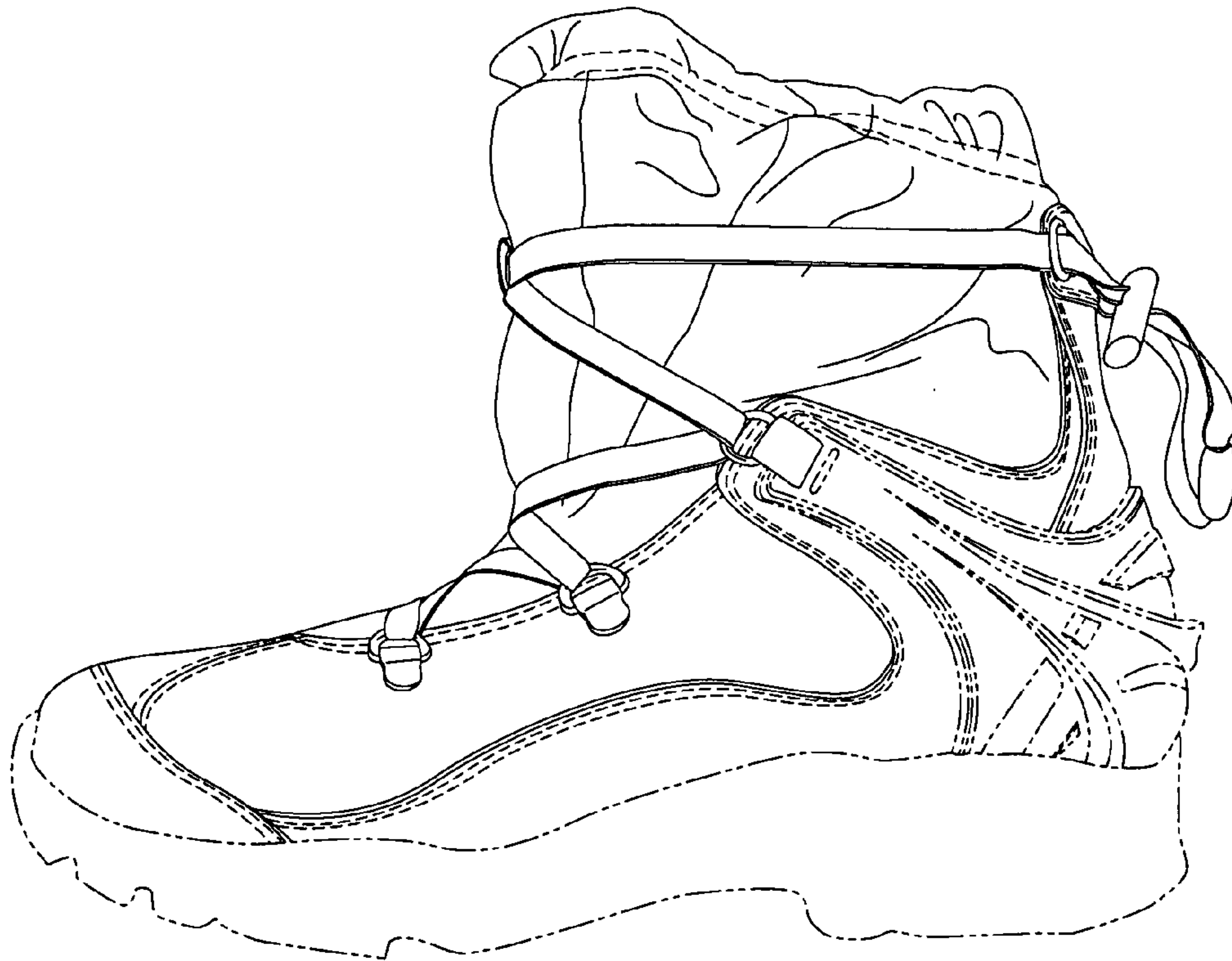


Fig.3

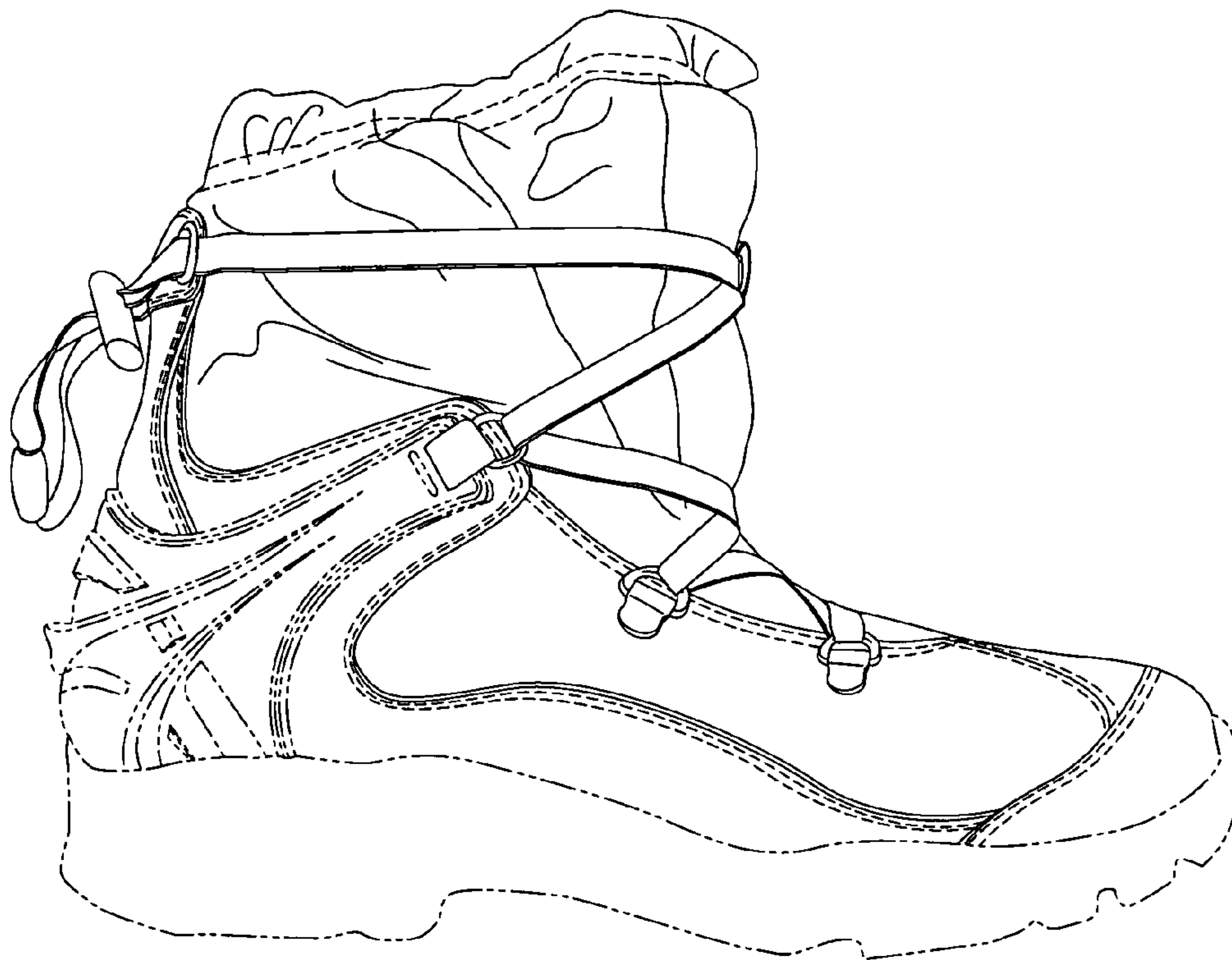


Fig.4

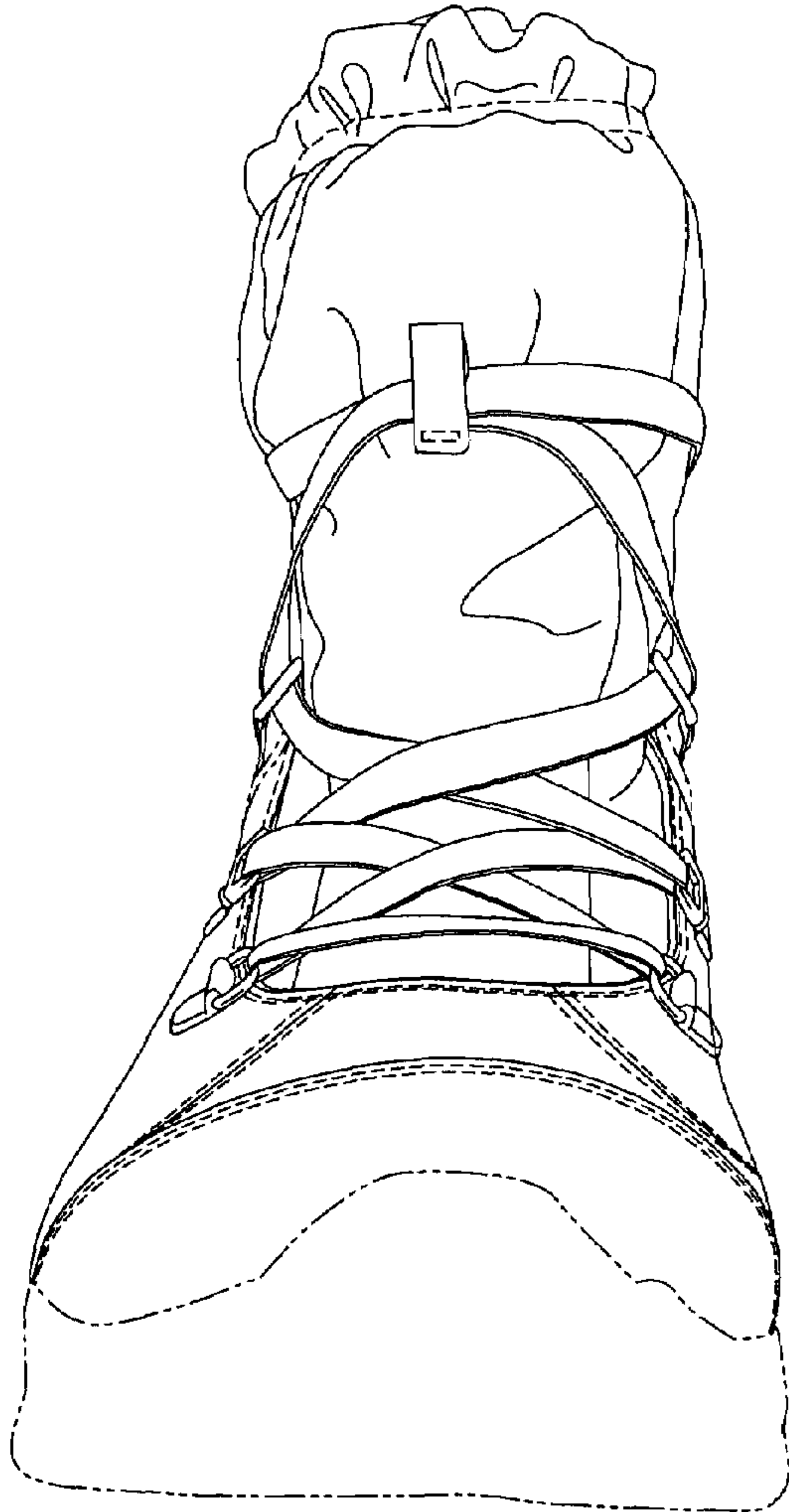


Fig.5

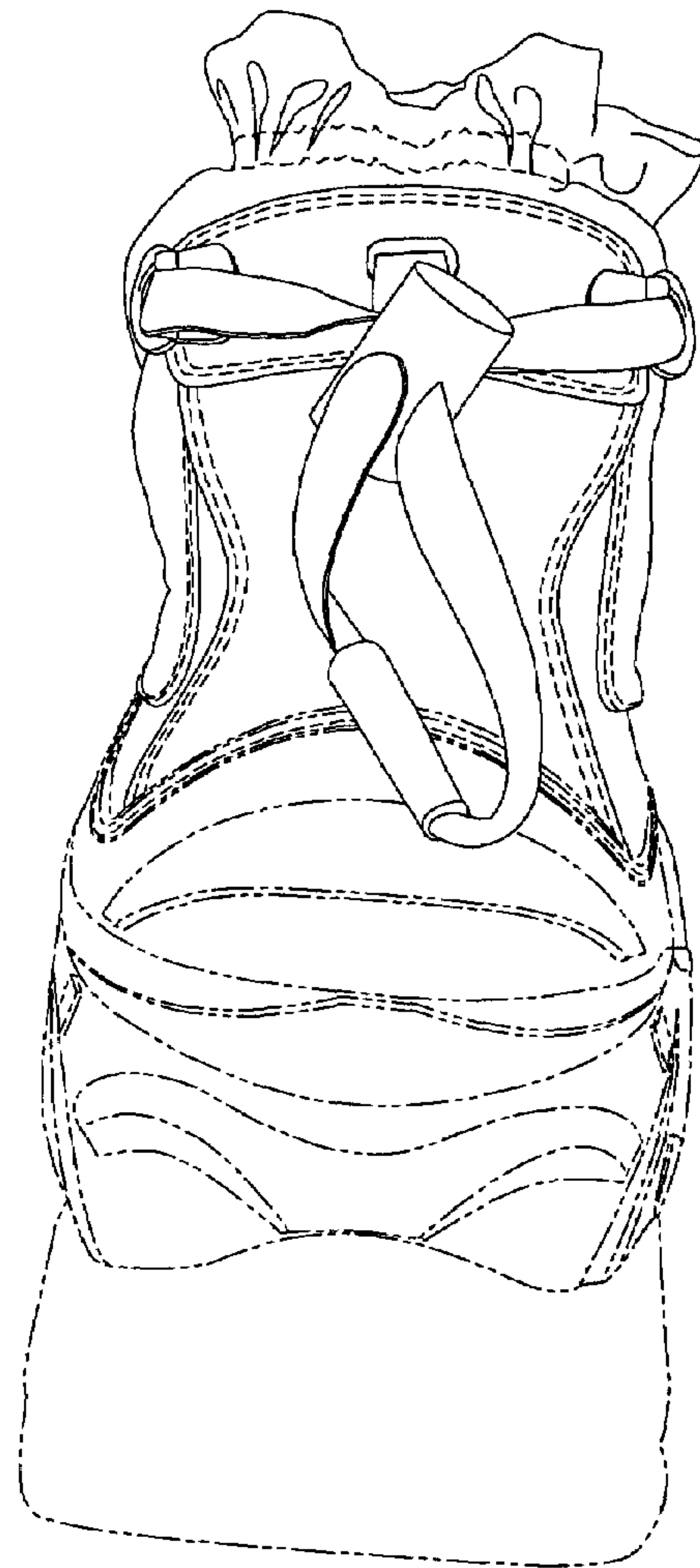


Fig.6