



US00D581645S

(12) **United States Design Patent**
Roy et al.

(10) **Patent No.:** **US D581,645 S**
(45) **Date of Patent:** **** Dec. 2, 2008**

(54) **FOOTWEAR UPPER**

(75) Inventors: **Sylvie M. C. Roy**, Montreal (CA);
Cristian Ardissono, Venegazzu del
Montello (IT)

(73) Assignee: **Wolverine World Wide, Inc.**, Rockford,
MI (US)

(**) Term: **14 Years**

(21) Appl. No.: **29/293,138**

(22) Filed: **Nov. 7, 2007**

(51) **LOC (8) Cl.** **02-04**

(52) **U.S. Cl.** **D2/969**; D2/923; D2/897

(58) **Field of Classification Search** D2/896,
D2/902, 903, 905–908, 923, 925, 926, 969,
D2/971, 897, 946, 972, 976; 36/45, 1, 83,
36/113, 114, 9 R

See application file for complete search history.

(56) **References Cited**

U.S. PATENT DOCUMENTS

D100,769 S *	8/1936	Gilbert	D2/897
D104,918 S *	6/1937	Frederick	D2/897
D132,759 S *	6/1942	Atkins	D2/976
D139,334 S *	11/1944	Balboni	D2/897
D176,339 S *	12/1955	Joyce	D2/923
D367,352 S *	2/1996	Sokaris	D2/946
D384,806 S *	10/1997	Pallera	D2/946
D428,691 S *	8/2000	Matis	D2/969
D447,328 S *	9/2001	Duclos	D2/969
D451,682 S *	12/2001	Jahner et al.	D5/25
D481,856 S *	11/2003	Belley et al.	D2/969

D500,404 S *	1/2005	Robbins	D2/969
D504,011 S	4/2005	Robbins et al.		
D545,541 S *	7/2007	Belley et al.	D2/969
D572,883 S *	7/2008	Smith	D2/946

OTHER PUBLICATIONS

Merrell Spring 2008 Catalog, pp. 51, 55, 56 and 58.
Hush Puppies Men's Spring 2008 Catalog, pp. 9 and 10.

* cited by examiner

Primary Examiner—Dominic Simone

(74) *Attorney, Agent, or Firm*—Warner Norcross & Judd LLP

(57) **CLAIM**

The ornamental design for footwear upper, as shown and described.

DESCRIPTION

FIG. 1 is a perspective view of the footwear upper embodying the new design;

FIG. 2 is a top view thereof;

FIG. 3 is a right side view thereof;


FIG. 4 is a left side view thereof;

FIG. 5 is a front view thereof; and,

FIG. 6 is a rear view thereof.

FIGS. 1–6 show features of an article of footwear in phantom lines. These features are shown for environmental purposes and do not form any part of the claimed design. Further, the phantom lines immediately adjacent the solid-line portions of the design form the boundary of the design, with the phantom lines forming no part of the claimed design.

1 Claim, 4 Drawing Sheets






Fig. 1

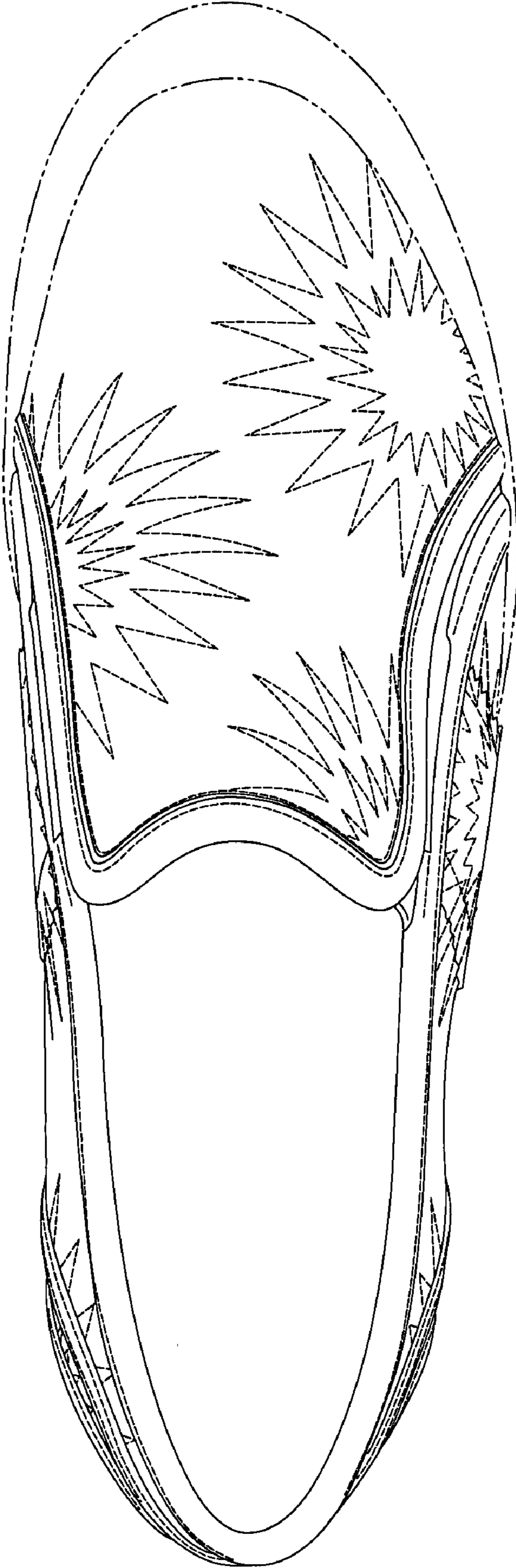


Fig. 2

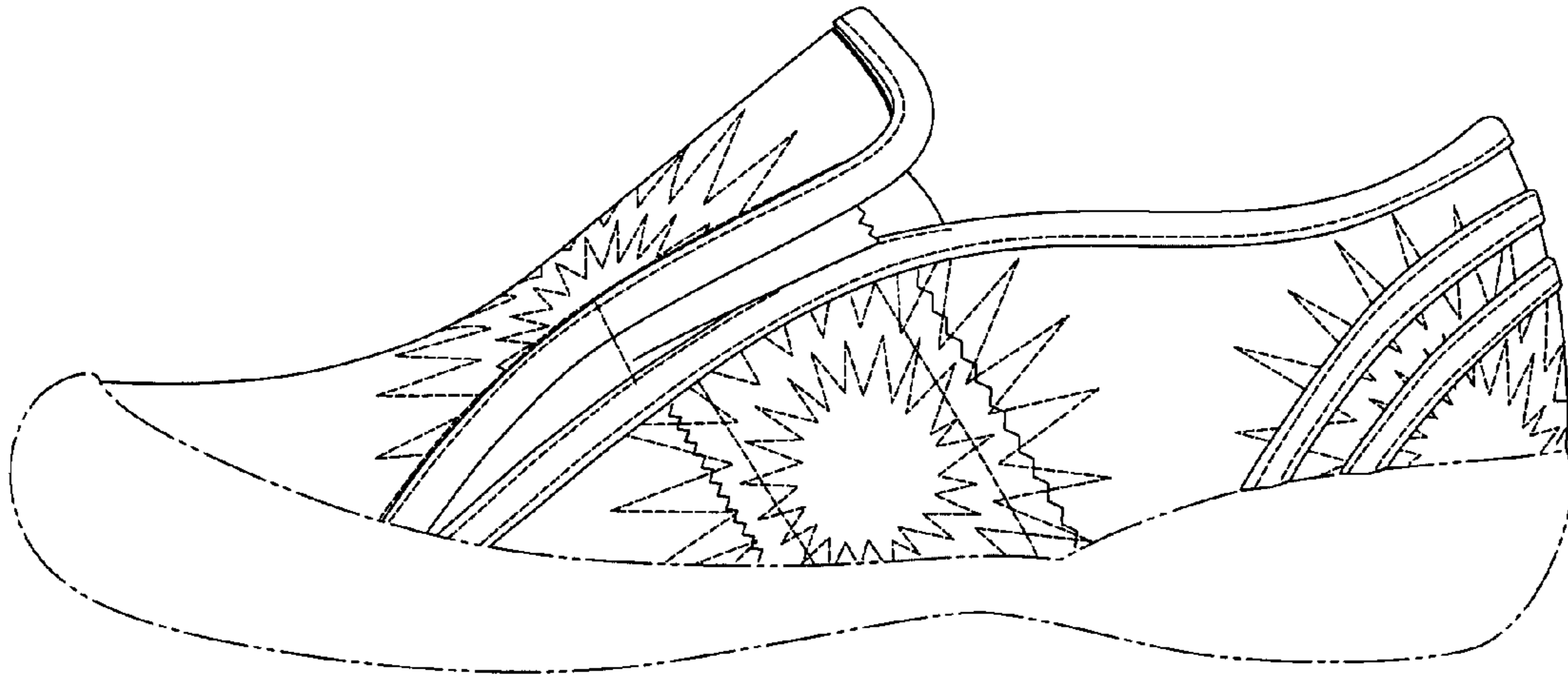


Fig. 3

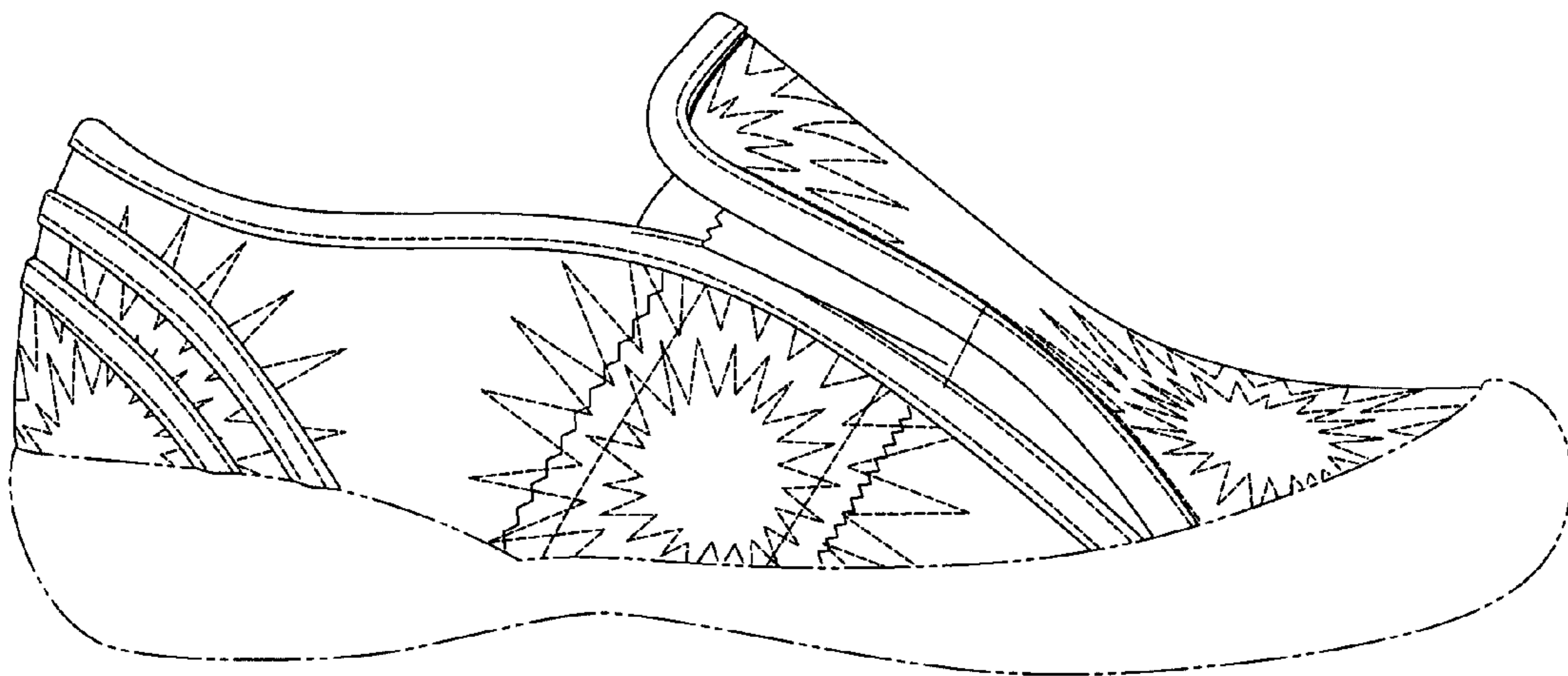


Fig. 4

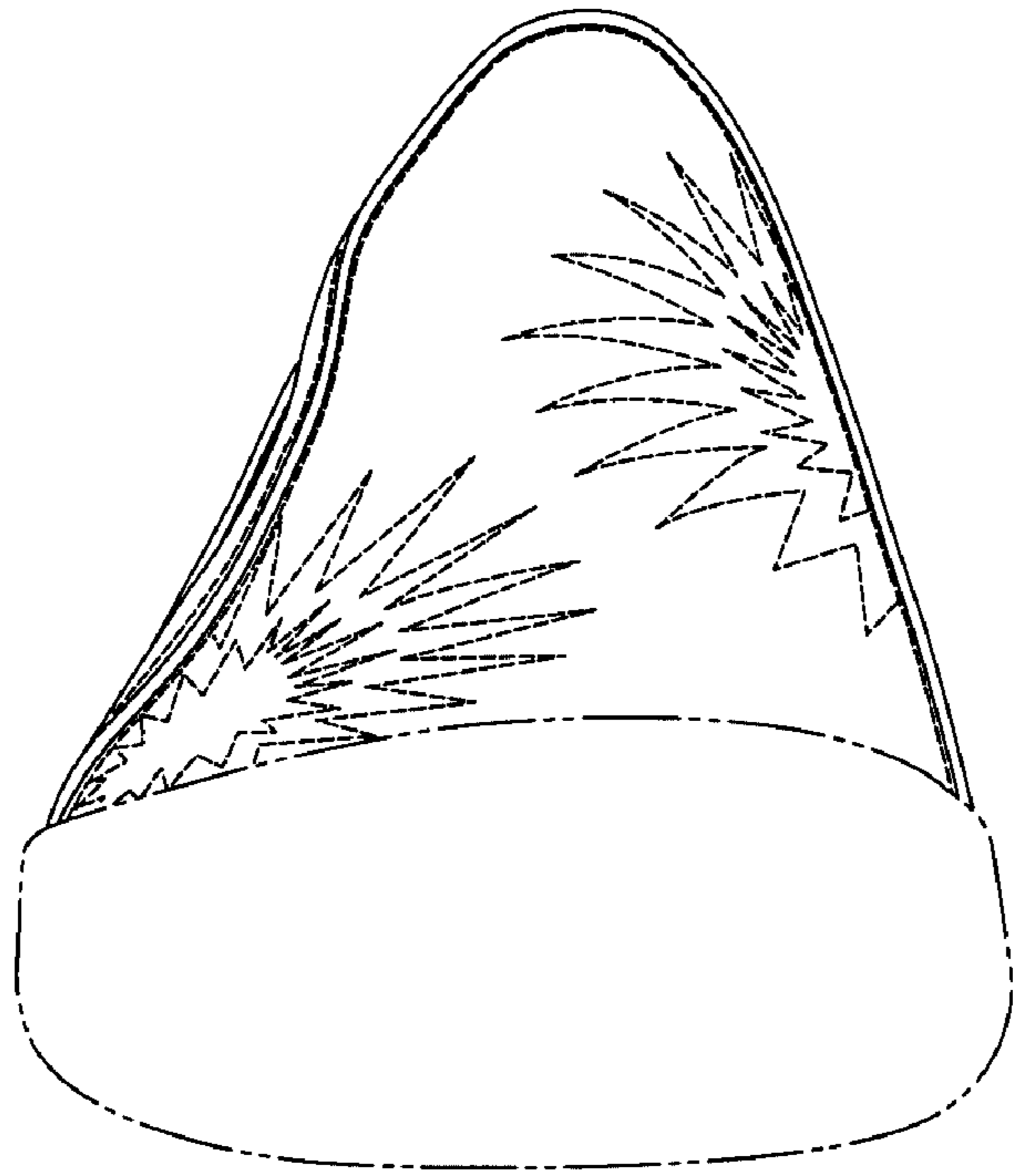


Fig. 5

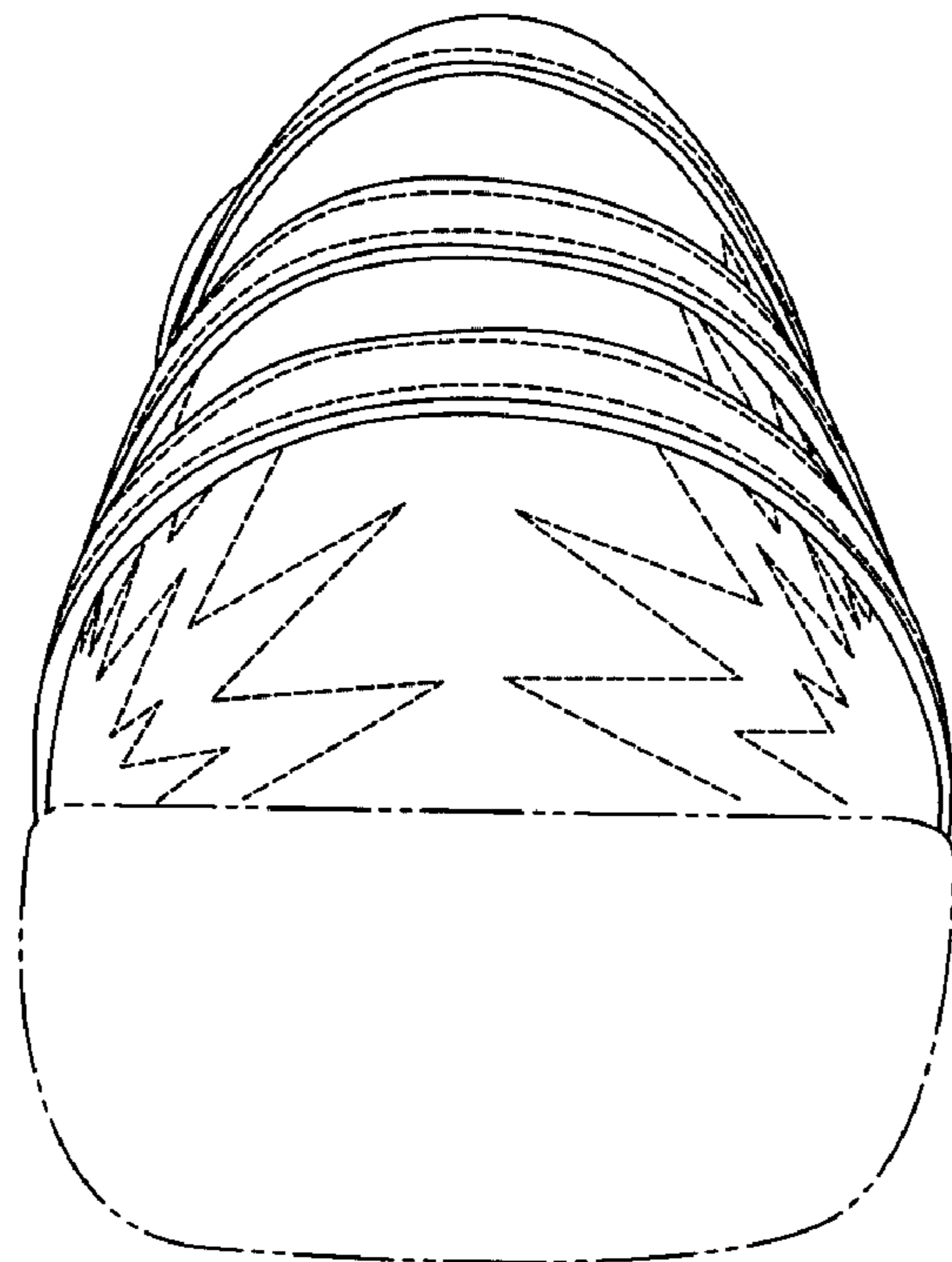


Fig. 6