



US00D581641S

(12) **United States Design Patent**
Bethke, Jr.

(10) **Patent No.:** **US D581,641 S**
(45) **Date of Patent:** **** Dec. 2, 2008**

- (54) **SHOE**
- (75) **Inventor:** **James Charles Bethke, Jr.**, Kirkwood, MO (US)
- (73) **Assignee:** **Elan-Polo, Inc.**, St. Louis, MO (US)
- (**) **Term:** **14 Years**
- (21) **Appl. No.:** **29/298,170**
- (22) **Filed:** **Nov. 30, 2007**
- (51) **LOC (8) Cl.** **02-04**
- (52) **U.S. Cl.** **D2/957; D2/953; D2/954; D2/960**
- (58) **Field of Classification Search** D62/902, D62/947, 951–954, 956–960; 36/3 B, 22 R, 36/24.5, 25 R, 28, 67 A, 59 C, 103
See application file for complete search history.

6,792,698	B2 *	9/2004	Kobayashi et al.	36/59 C
D501,294	S *	2/2005	Robbins et al.	D2/954
D507,399	S *	7/2005	White et al.	D2/957
D508,307	S *	8/2005	Burg et al.	D2/953
D509,650	S *	9/2005	Burg	D2/959
D515,792	S *	2/2006	McClaskie	D2/957
D522,729	S *	6/2006	Fogg	D2/972
D523,215	S *	6/2006	Drazic	D2/951
D532,585	S *	11/2006	McDonald	D2/959
D543,340	S *	5/2007	Favreau et al.	D2/960
D545,036	S *	6/2007	Roulo	D2/959
D561,438	S *	2/2008	Belley	D2/957
D561,440	S *	2/2008	Andersen et al.	D2/957
D569,593	S *	5/2008	Avar	D2/957
D577,883	*	10/2008	Link	D2/959

* cited by examiner

Primary Examiner—Celia A Murphy
(74) *Attorney, Agent, or Firm*—Dority & Manning, P.A.

(57) **CLAIM**

The ornamental design for a shoe, as shown and described.

(56) **References Cited**

U.S. PATENT DOCUMENTS


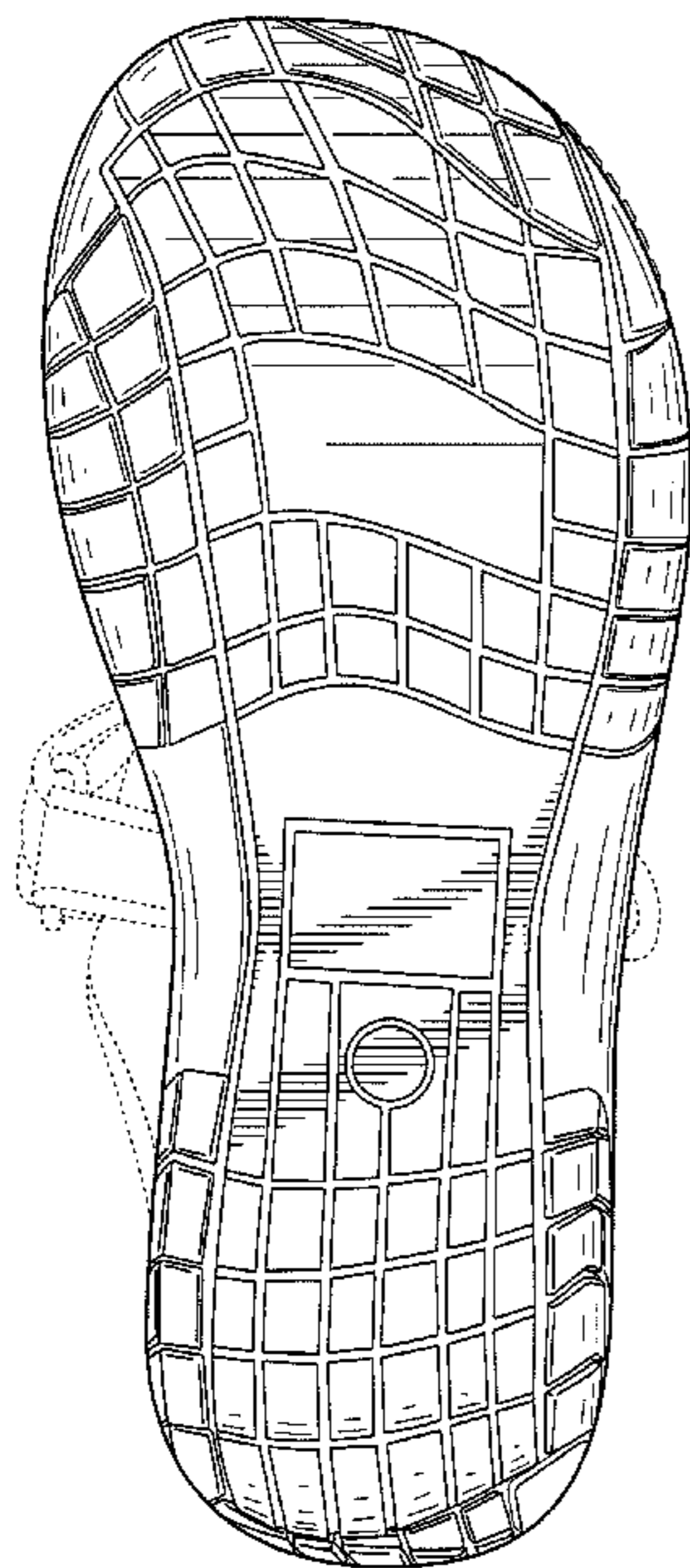
D90,057	S *	5/1933	Van Cleef	D2/949
3,416,174	A *	12/1968	Novitske	12/142 E
4,132,016	A *	1/1979	Vaccari	36/114
4,377,041	A *	3/1983	Alchermes	36/30 R
D301,934	S *	7/1989	Simonin	D2/900
D356,671	S *	3/1995	Blanchini	D2/957
D390,348	S *	2/1998	Meyer et al.	D2/957
D432,767	S *	10/2000	Fogg	D2/957
D433,558	S *	11/2000	Matis et al.	D2/959
D437,106	S *	2/2001	Cagner	D2/952
D440,748	S *	4/2001	Morgan	D2/957
D446,636	S *	8/2001	McClaskie	D2/957
6,560,900	B2 *	5/2003	Bray et al.	36/17 A
6,574,889	B2 *	6/2003	Cagner	36/102
6,665,961	B2 *	12/2003	Kobayashi et al.	36/127
D487,955	S *	4/2004	Ammon	D2/953

DESCRIPTION

- FIG. 1 is a perspective view for a shoe showing my new design;
- FIG. 2 is a top plan view of thereof;
- FIG. 3 is a bottom plan view thereof;
- FIG. 4 is a left side elevational view thereof;
- FIG. 5 is a right side elevational view thereof;
- FIG. 6 is a front elevational view thereof; and,
- FIG. 7 is a rear elevational view thereof.

The broken lines showing the shoe upper illustrate the portion of the design that forms no part of the claim.

1 Claim, 5 Drawing Sheets



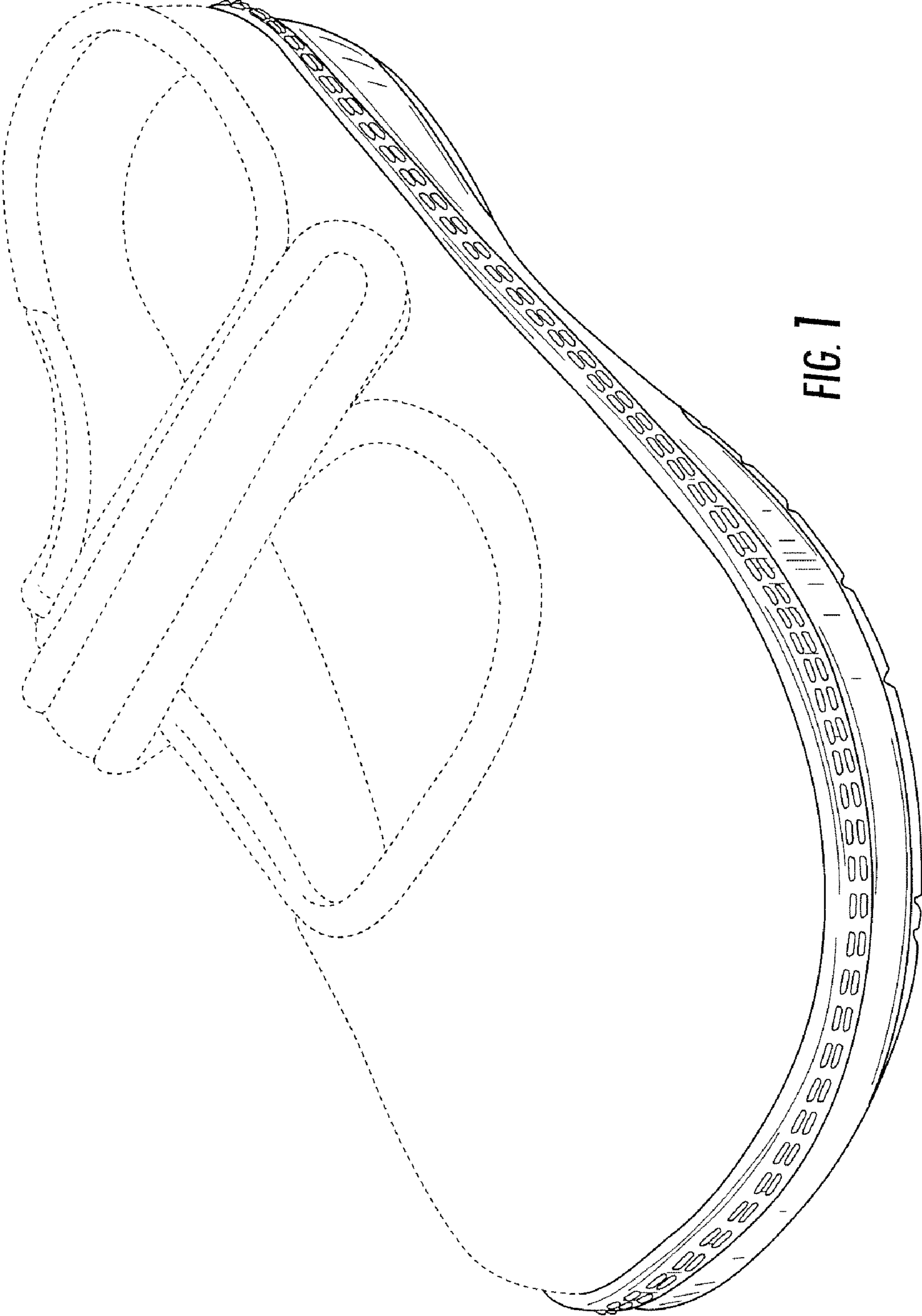


FIG. 1

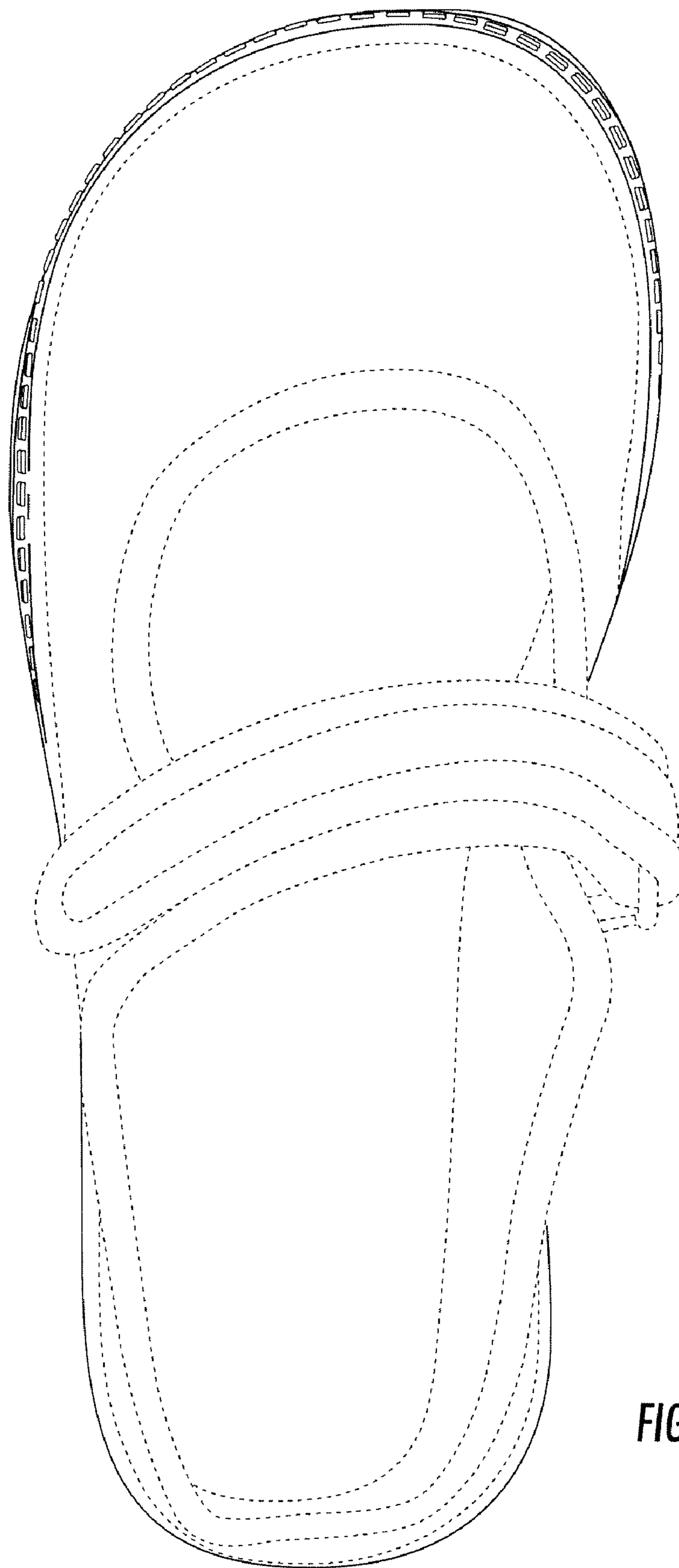


FIG. 2

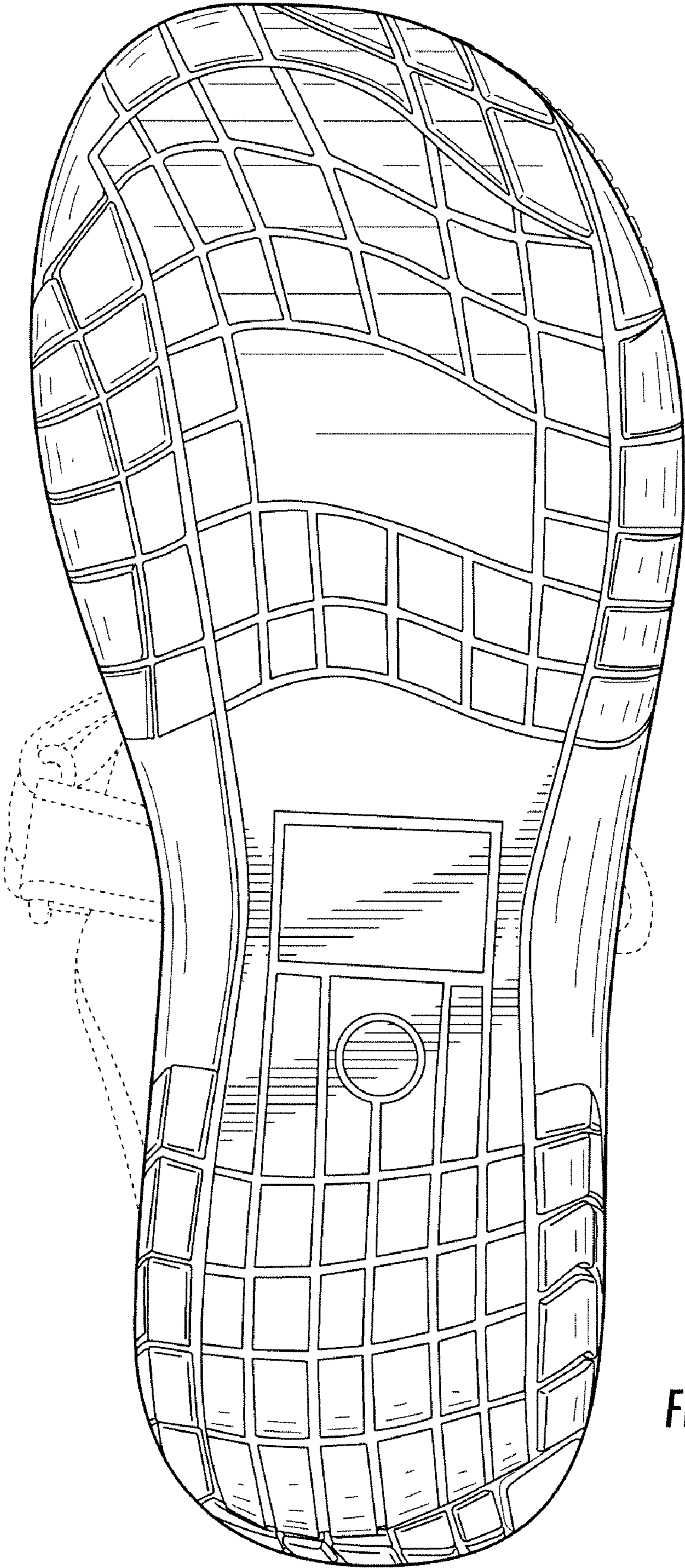


FIG. 3

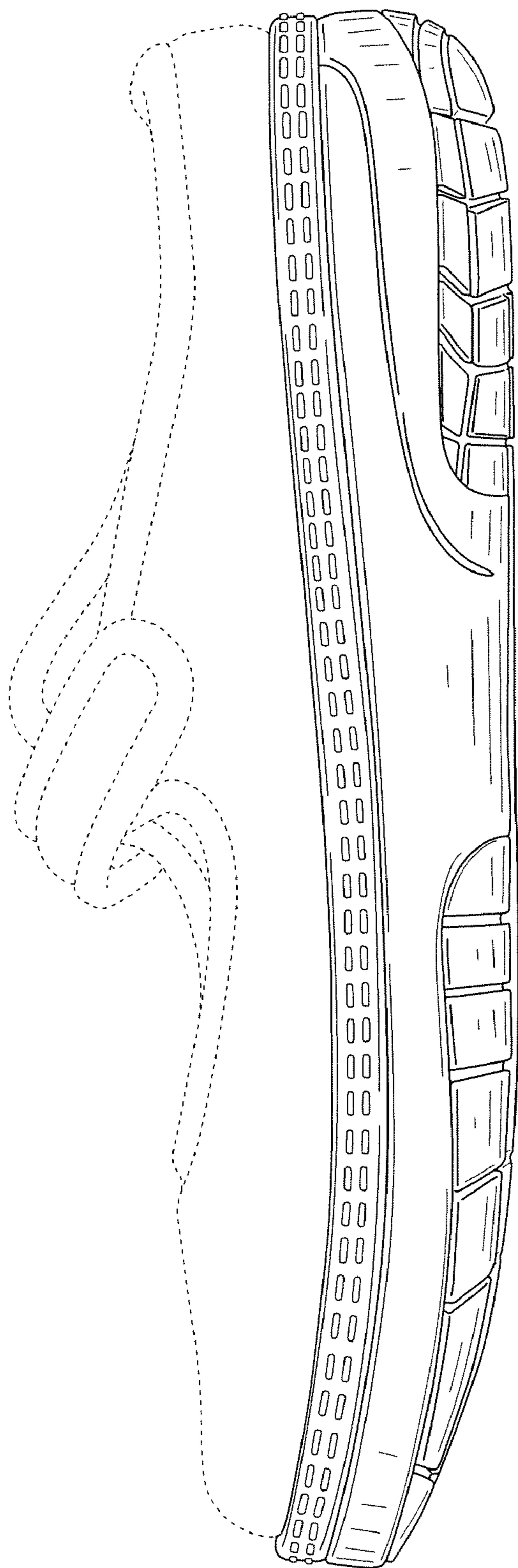


FIG. 4

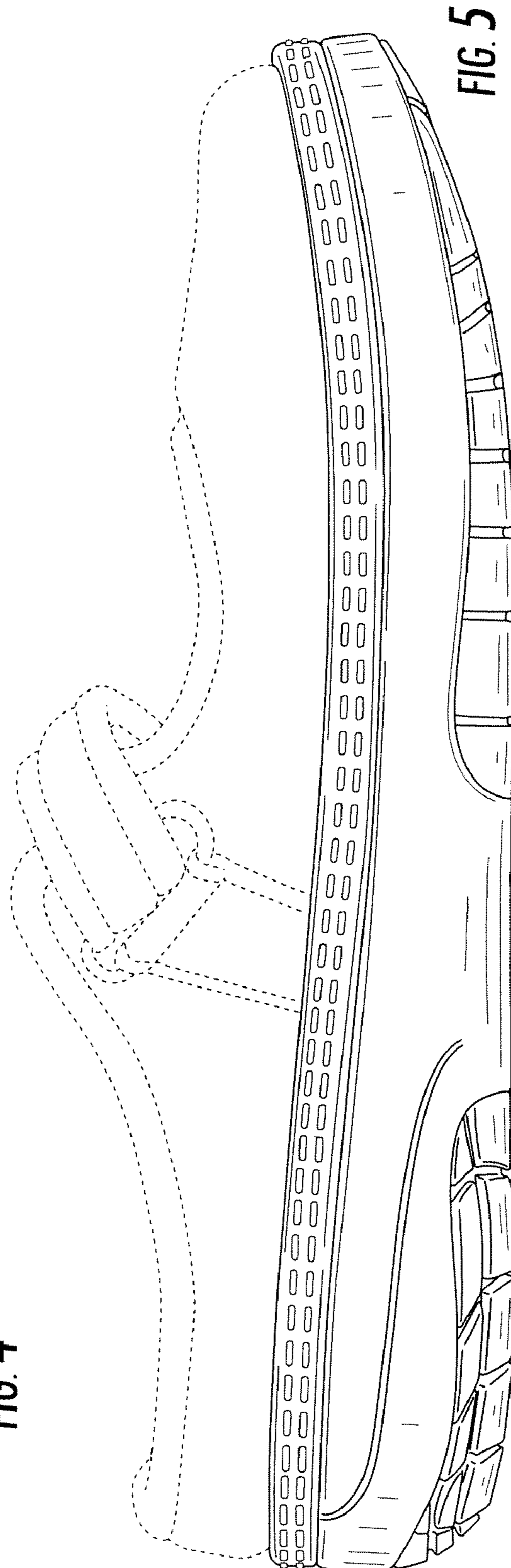


FIG. 5

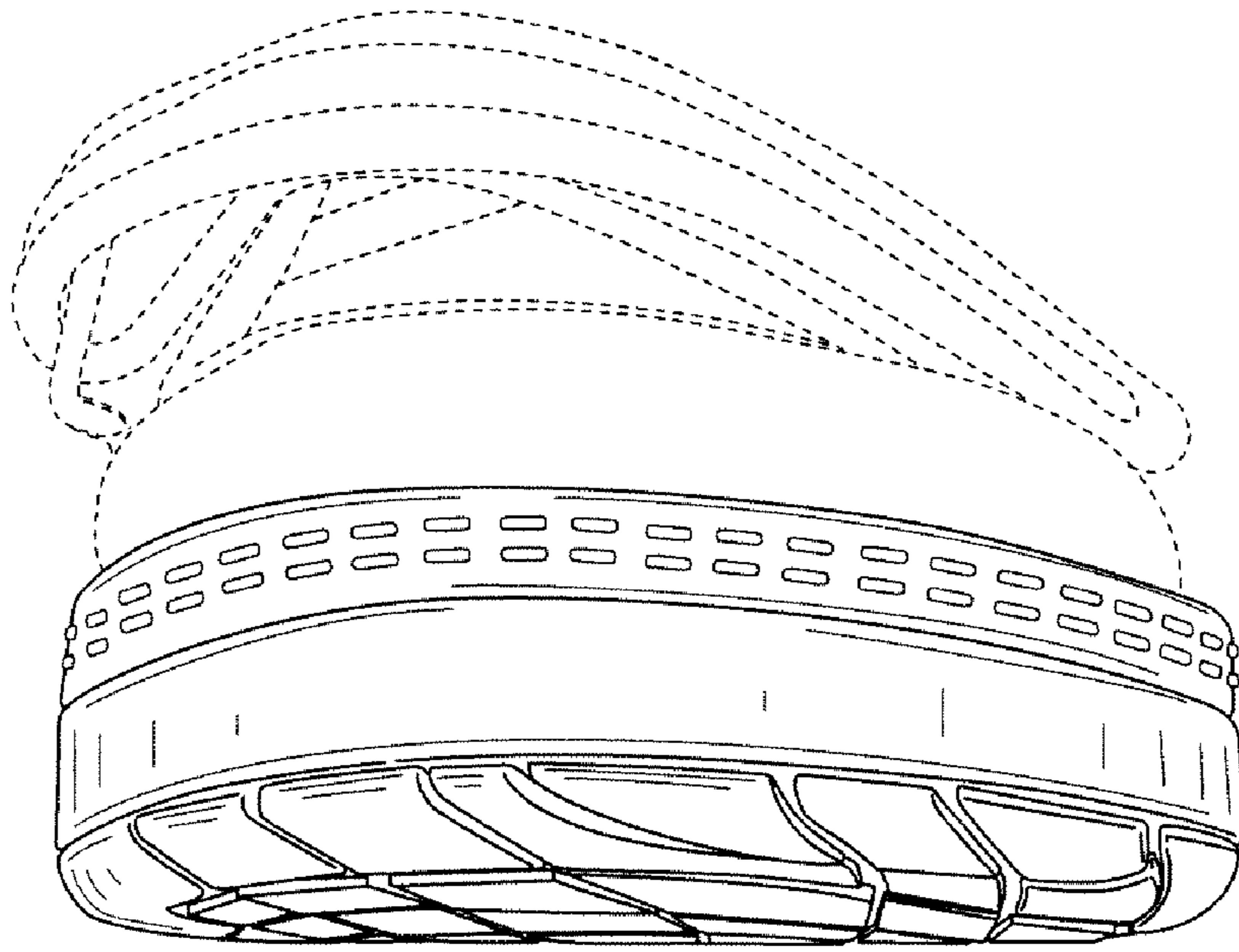


FIG. 6

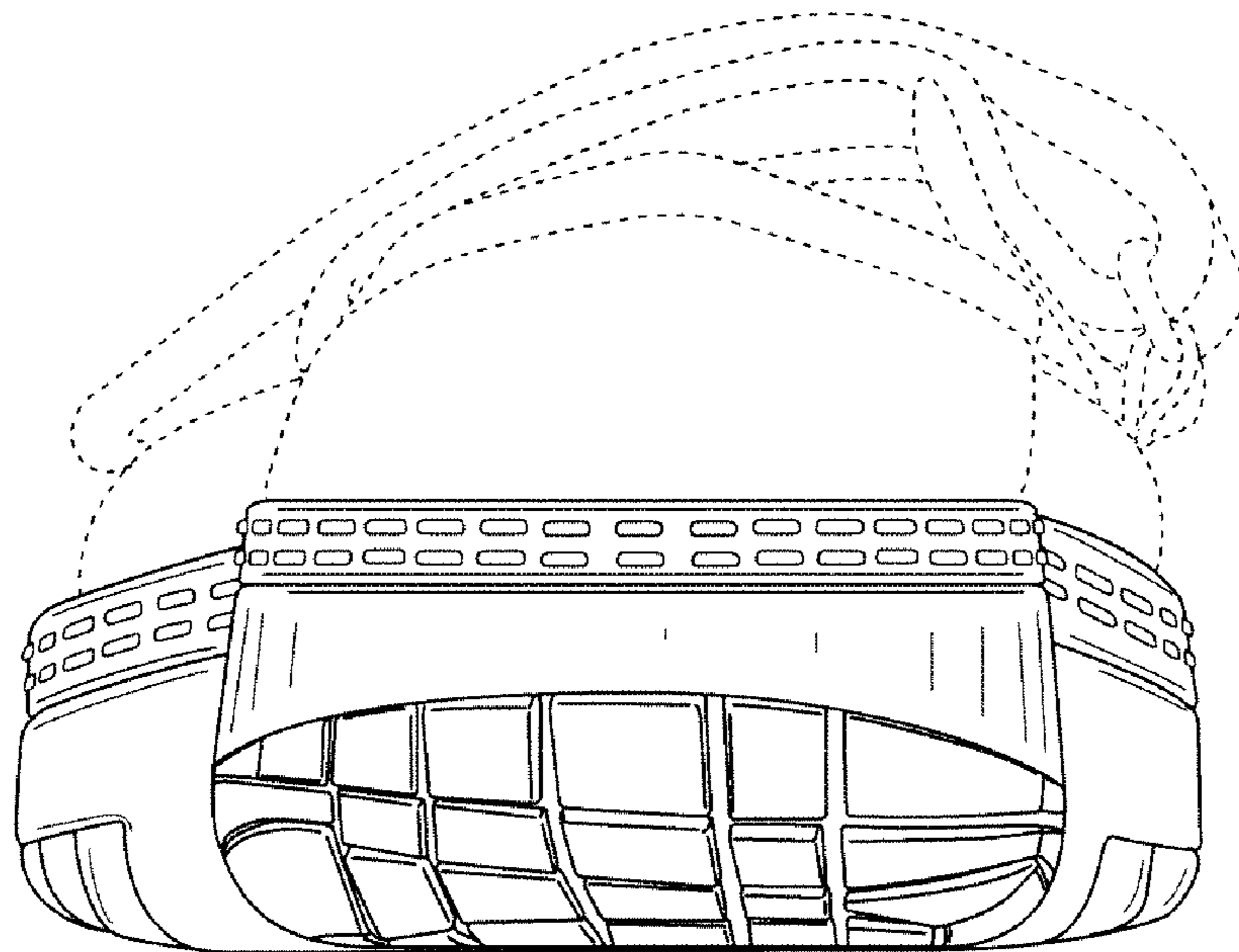


FIG. 7