



US00D581618S

(12) **United States Design Patent**
Soller et al.

(10) **Patent No.:** **US D581,618 S**
(45) **Date of Patent:** **** Nov. 25, 2008**

(54) **CLEANING ASSEMBLY**

DESCRIPTION

(75) Inventors: **Douglas A. Soller**, Racine, WI (US);
Allen D. Miller, Racine, WI (US); **Peter M. Neumann**, Racine, WI (US);
Kenneth H. Kloet, Pleasant Prairie, WI (US); **Jason C. Billig**, Mount Vernon, NY (US); **Charles L. Lasky**, Grafton, WI (US)

(73) Assignee: **S.C. Johnson & Son, Inc.**, Racine, WI (US)

(**) Term: **14 Years**

(21) Appl. No.: **29/295,189**

(22) Filed: **Sep. 21, 2007**

(51) **LOC (8) Cl.** **04-01**

(52) **U.S. Cl.** **D32/50**

(58) **Field of Classification Search** D32/40,
D32/50, 51; 15/146, 147.1, 149, 159.1, 171,
15/190, 209.1, 228, 231-232, 210.1, 119.2,
15/150, 236.01-236.07, 337; 401/137-140;
30/169, 171-172, 228

See application file for complete search history.

(56) **References Cited**

U.S. PATENT DOCUMENTS

D153,671 S 5/1949 Derham

(Continued)

OTHER PUBLICATIONS

Photograph of Swiffer Duster.

(Continued)

Primary Examiner—Pamela J Burgess

(57) **CLAIM**

The ornamental design for a cleaning assembly, as shown and described.

In a preferred embodiment, the nature of this product is a cleaning assembly in which a removable cleaning pad is attached to a cleaning head.

FIG. 1 is a top, rear, right perspective view of a first embodiment of cleaning assembly embodying my new design;

FIG. 2 is a left side elevational view thereof;

FIG. 3 is a front elevational view thereof;

FIG. 4 is a right side elevational view thereof;

FIG. 5 is a rear elevational view thereof;

FIG. 6 is top plan view thereof;

FIG. 7 is a bottom plan view thereof;

FIG. 8 is a top, rear, right perspective view of a second embodiment of a cleaning assembly embodying my new design, the top plan view being identical to the view of FIG. 6, the bottom plan view being identical to the view of FIG. 7;

FIG. 9 is a left side elevational view thereof;

FIG. 10 is a front elevational view thereof;

FIG. 11 is a right side elevational view thereof;

FIG. 12 is a rear elevational view thereof;

FIG. 13 is a top, rear, right perspective view of a third embodiment of a cleaning assembly embodying my new design, the top plan view being identical to the view of FIG. 6, the bottom plan view being identical to the view of FIG. 7;

FIG. 14 is a left side elevational view thereof;

FIG. 15 is a front elevational view thereof;

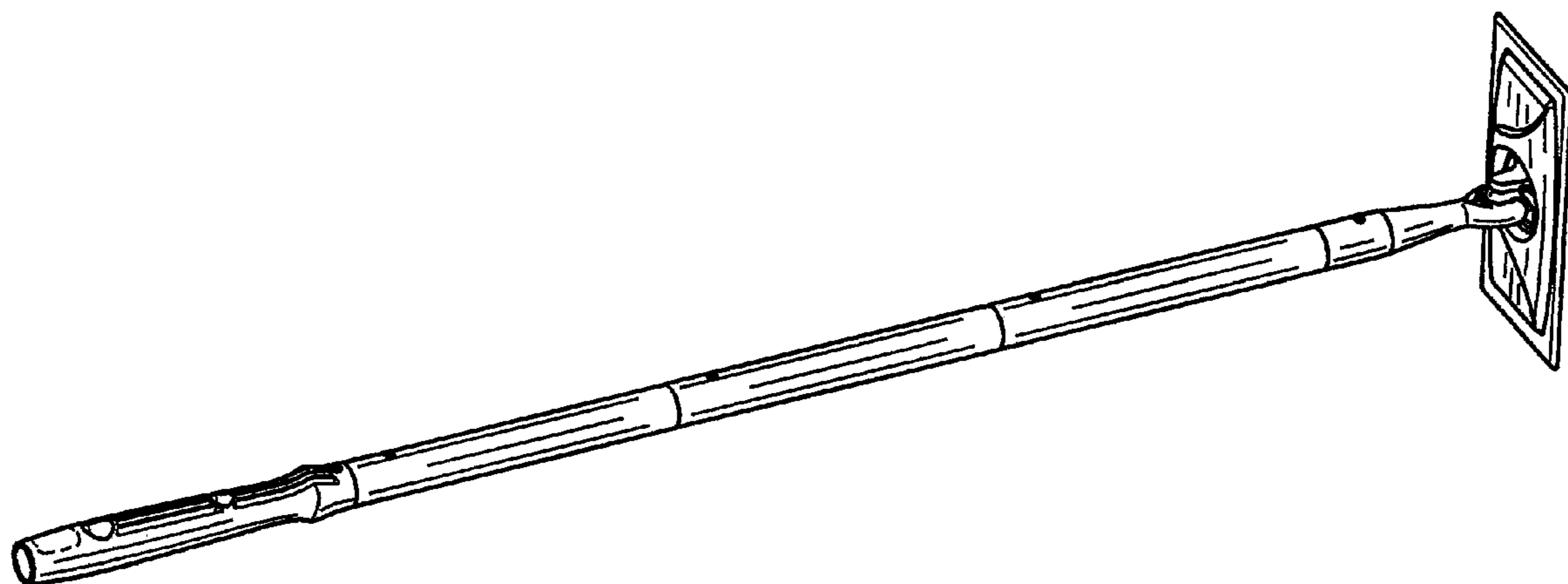
FIG. 16 is a right side elevational view thereof; and,

FIG. 17 is a rear elevational view thereof.

The broken line representations of bottom structure in FIG. 7, of pole sections in FIGS. 8-17, and of indentations in FIGS. 1-5 and 8-17, are for the purposes of illustration only, and form no part of the claimed design.

The elongated handle portion of the claimed design in FIGS. 13-17 is shown broken away for clarity of disclosure

1 Claim, 9 Drawing Sheets



US D581,618 S

Page 2

U.S. PATENT DOCUMENTS

2,712,950	A	7/1955	Siebert				
3,471,977	A	10/1969	Roth				
4,516,360	A	5/1985	Gringer et al.				
D302,759	S *	8/1989	Batchelor	D32/44		
D304,630	S	11/1989	Jones et al.				
D324,775	S	3/1992	Kreisher et al.				
5,323,506	A	6/1994	Babitch				
5,596,787	A	1/1997	Stevens et al.				
D389,625	S	1/1998	Feldman et al.				
D394,783	S	6/1998	Ancona et al.				
5,876,141	A	3/1999	Hsu				
5,888,006	A	3/1999	Ping et al.				
D409,343	S	5/1999	Kingry et al.				
D414,610	S	10/1999	Davila				
5,960,508	A *	10/1999	Holt et al.	15/228		
D417,083	S	11/1999	Yun				
D423,742	S *	4/2000	Kingry et al.	D32/40		
6,048,123	A	4/2000	Holt et al.				
D441,198	S	5/2001	Primeau				
6,243,906	B1	6/2001	Holliday et al.				
6,245,413	B1	6/2001	Kenmochi et al.				
6,260,226	B1	7/2001	Specht				
6,305,046	B1	10/2001	Kingry et al.				
6,319,593	B1	11/2001	Kenmochi et al.				
D456,143	S	4/2002	Ingram				
6,415,470	B1	7/2002	Ramrattan				
D462,150	S	8/2002	Rader et al.				
6,484,346	B2 *	11/2002	Kingry et al.	15/231		
6,588,045	B2 *	7/2003	Fernandez	15/119.2		
6,601,261	B1	8/2003	Holt et al.				
6,651,290	B2 *	11/2003	Kingry et al.	15/231		
D483,242	S	12/2003	Heathcock et al.				
D485,483	S	1/2004	Heathcock et al.				
6,687,941	B2	2/2004	Billat				
D497,699	S *	10/2004	Chi-Hsiang et al.	D32/45		
6,842,936	B2	1/2005	Policicchio et al.				
6,854,919	B2	2/2005	Neumann et al.				
6,865,776	B2	3/2005	Spinelli				
6,925,686	B2	8/2005	Heathcock et al.				
7,033,965	B2	4/2006	Takabayashi et al.				
7,055,204	B2	6/2006	Ajluni				
7,065,838	B2	6/2006	Mitchell et al.				
7,096,531	B2 *	8/2006	Policicchio	15/228		
D544,668	S *	6/2007	Harper et al.	D32/51		
D554,815	S	11/2007	Harper et al.				
2003/0110584	A1	6/2003	Clare et al.				
2003/0233718	A1	12/2003	Heathcock et al.				
2006/0000041	A1	1/2006	Streutker et al.				
2006/0085935	A1	4/2006	White				

OTHER PUBLICATIONS

Photograph of Swiffer CarpetFlick.

* cited by examiner

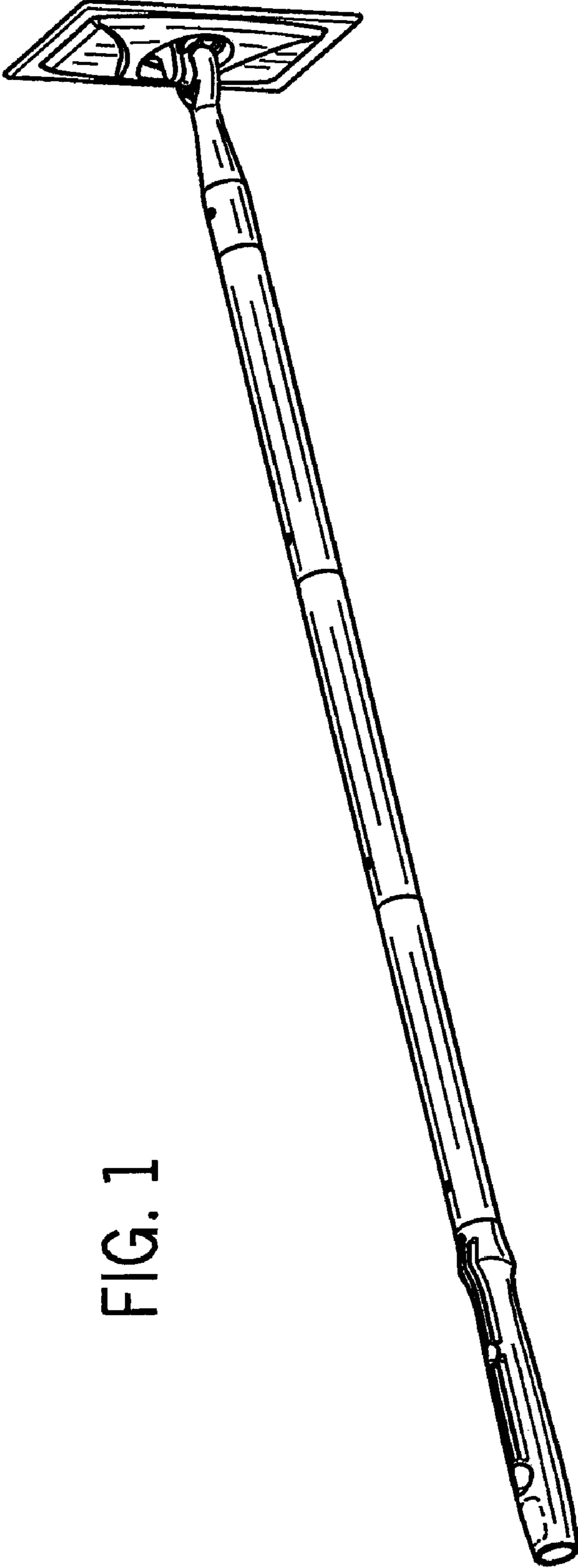


FIG. 1

FIG. 2

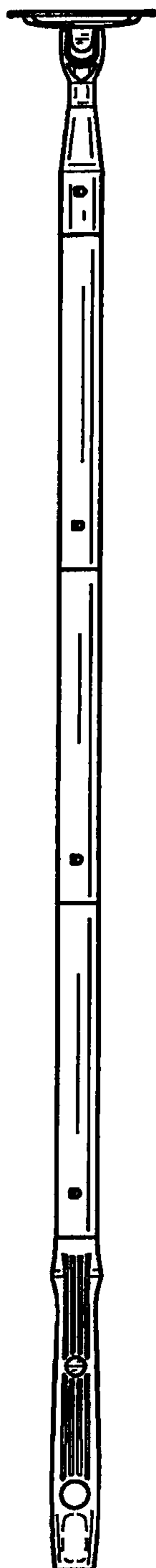


FIG. 3

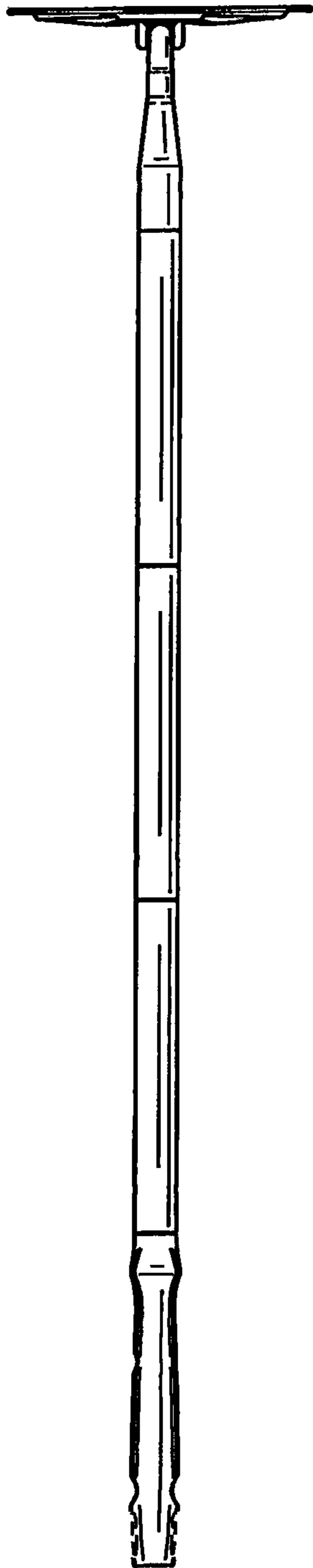


FIG. 4

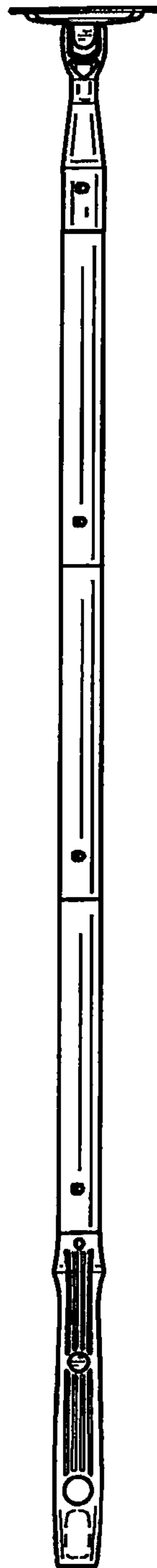


FIG. 5

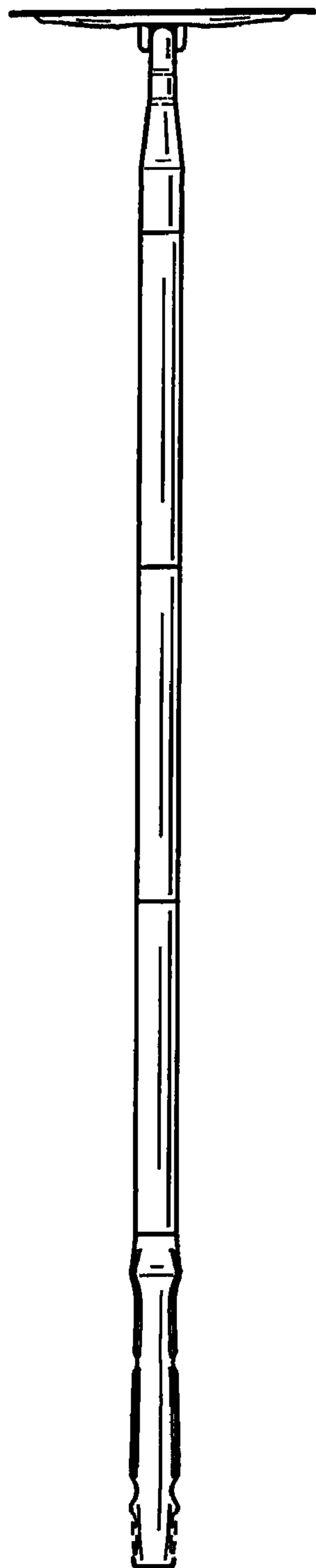


FIG. 7




FIG. 6

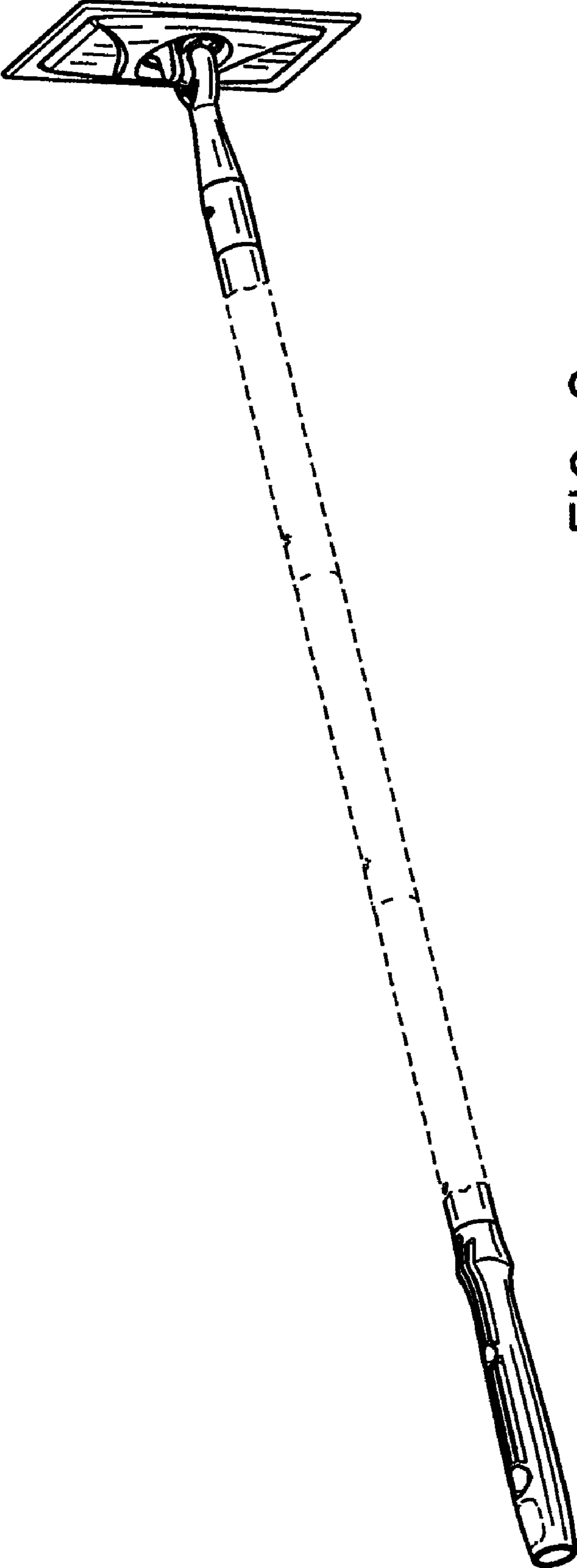


FIG. 8

FIG. 9

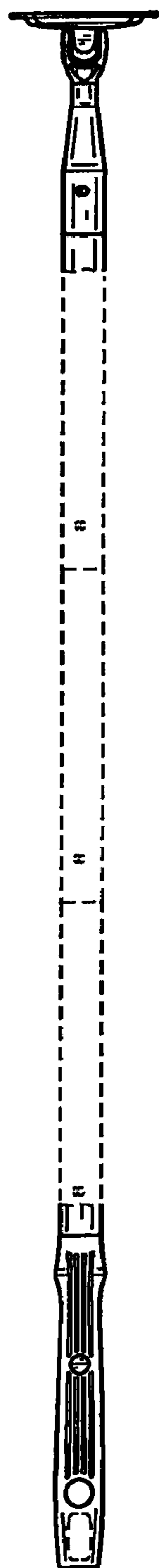


FIG. 10

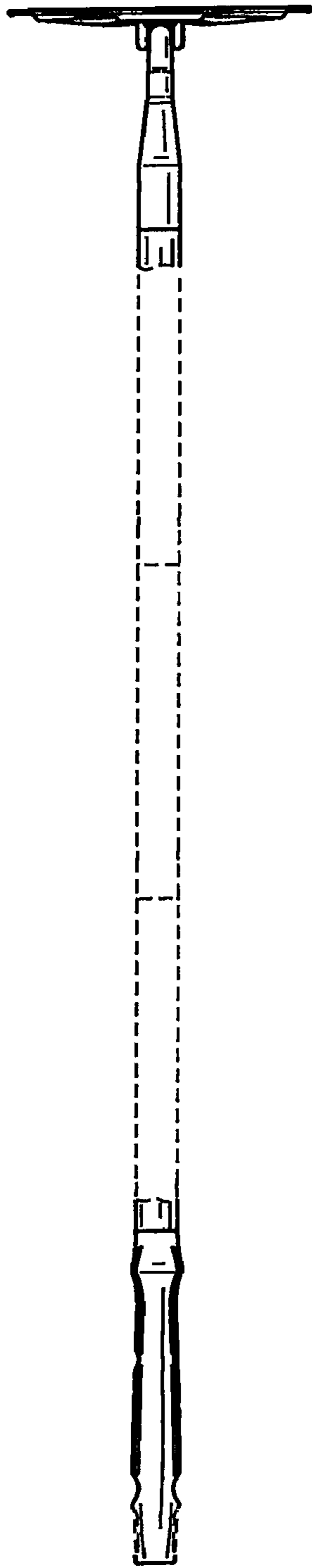
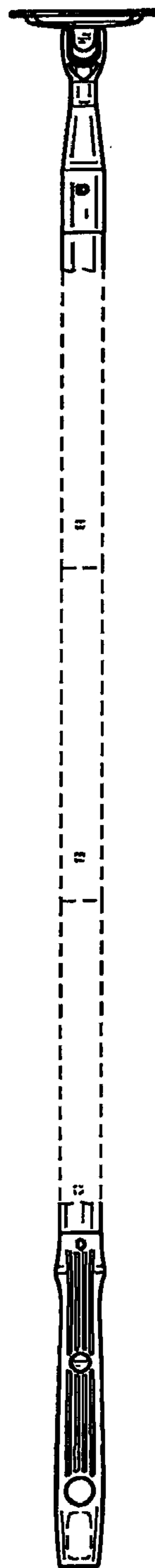


FIG. 11



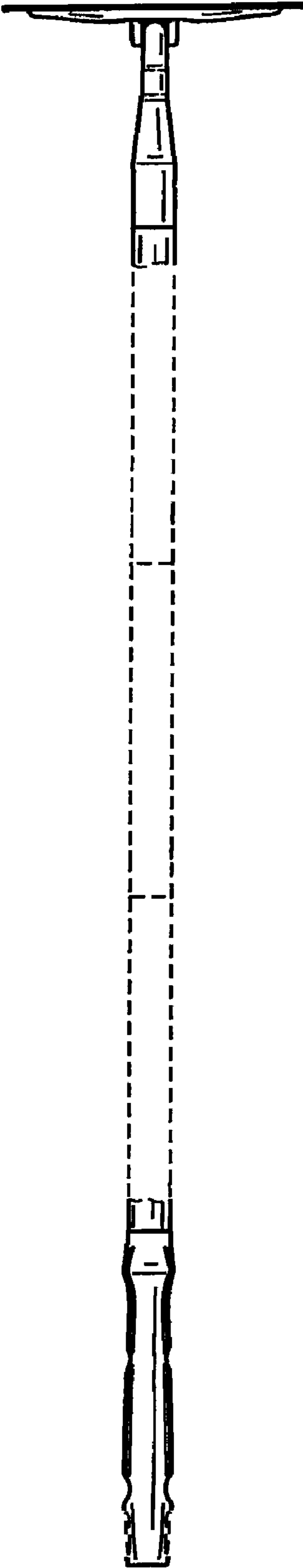


FIG. 12

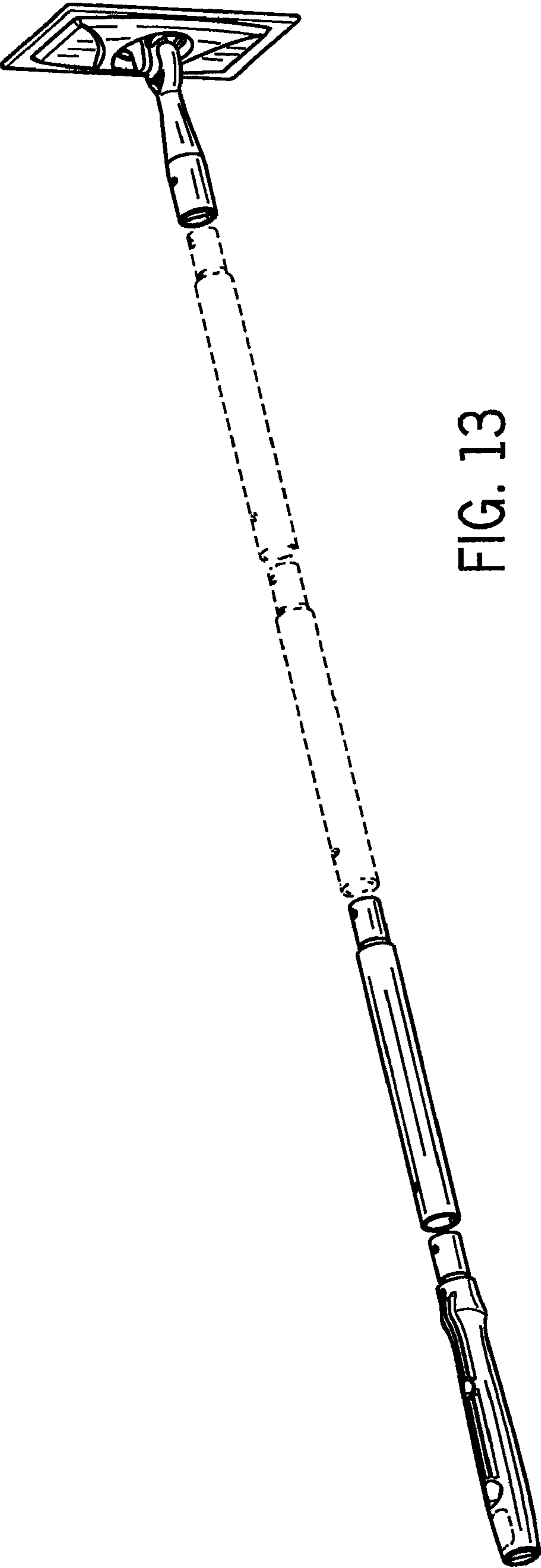


FIG. 13

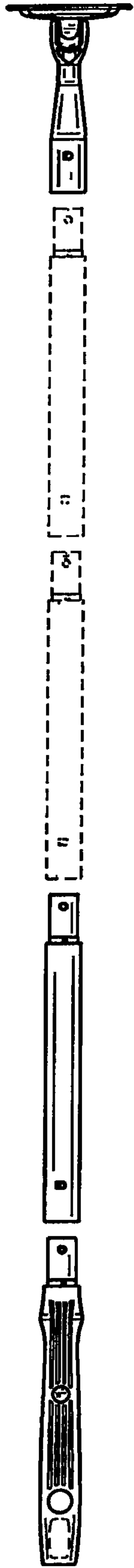


FIG. 14

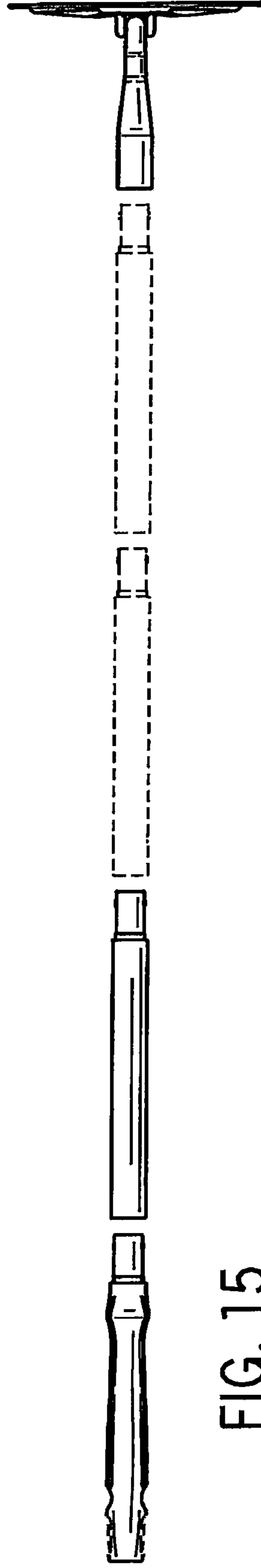


FIG. 15

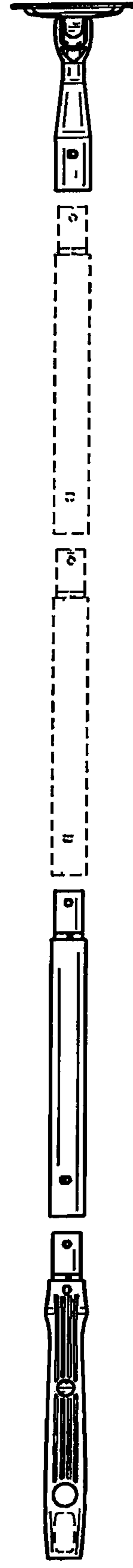


FIG. 16

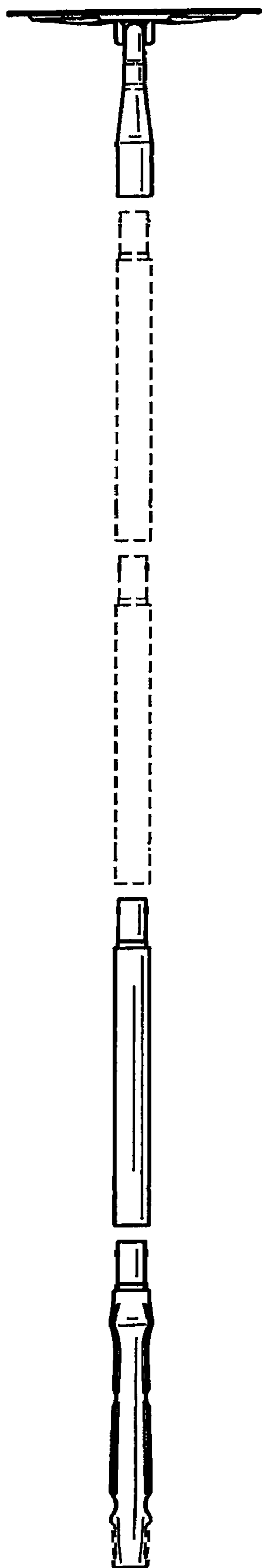


FIG. 17