



US00D581585S

(12) **United States Design Patent**
Boyer

(10) **Patent No.:** **US D581,585 S**
(45) **Date of Patent:** **** Nov. 25, 2008**

(54) **LIGHTING FIXTURE**

4,521,836 A * 6/1985 Puttemanns et al. 362/145
(Continued)

(75) Inventor: **John Delmore Boyer**, Lebanon, OH
(US)

(73) Assignee: **LSI Industries, Inc.**, Cincinnati, OH
(US)

(**) Term: **14 Years**

(21) Appl. No.: **29/305,327**

(22) Filed: **Mar. 18, 2008**

Related U.S. Application Data

(62) Division of application No. 11/745,126, filed on May 7, 2007.

(51) **LOC (8) Cl.** **26-99**

(52) **U.S. Cl.** **D26/138**

(58) **Field of Classification Search** D26/63,
D26/74, 2, 64, 3, 24, 59, 60, 61, 67, 72, 77,
D26/78, 104, 105, 110, 113, 118, 119, 120,
D26/121, 122, 123, 124, 128, 129, 130, 131,
D26/132, 133, 134, 137, 138, 140, 142, 135,
D26/136; D13/134; 313/113; 362/294,
362/147, 260, 269, 218, 231, 235, 264, 373,
362/547, 221, 219, 217, 220, 368; 439/241,
439/238, 232

See application file for complete search history.

(56) **References Cited**

U.S. PATENT DOCUMENTS

- 2,483,876 A * 10/1949 Boyer 356/414
- 3,027,481 A * 3/1962 Baber et al. 313/110
- 3,808,081 A * 4/1974 Okuhara et al. 362/142
- 4,104,711 A * 8/1978 Carter 362/153

OTHER PUBLICATIONS

Pursuant to Section 609 and 707.05(5) of the MPEP and 37 CFR 1.97-1.99, the undersigned is bringing the following copending U.S. Patent Application, of which he is aware to the attention of the Examiner in the above-identified application. U.S Appl. No. 11/745,126, filed May 7, 2007; Title: LED Lamp Device and Method to Retrofit a Lighting Fixture; Assignee; LSI Industries, Inc.

Primary Examiner—Freda S. Nunn

Assistant Examiner—Kevin K Rudzinski

(74) *Attorney, Agent, or Firm*—McDermott Will & Emery LLP

(57) **CLAIM**

The ornamental design for lighting fixture, as shown and described.

DESCRIPTION

FIG. 1 is a perspective view of lighting fixture showing the present invention;

FIG. 2 is a front view thereof;

FIG. 3 is a right side view thereof, the left side being a mirror image thereof;

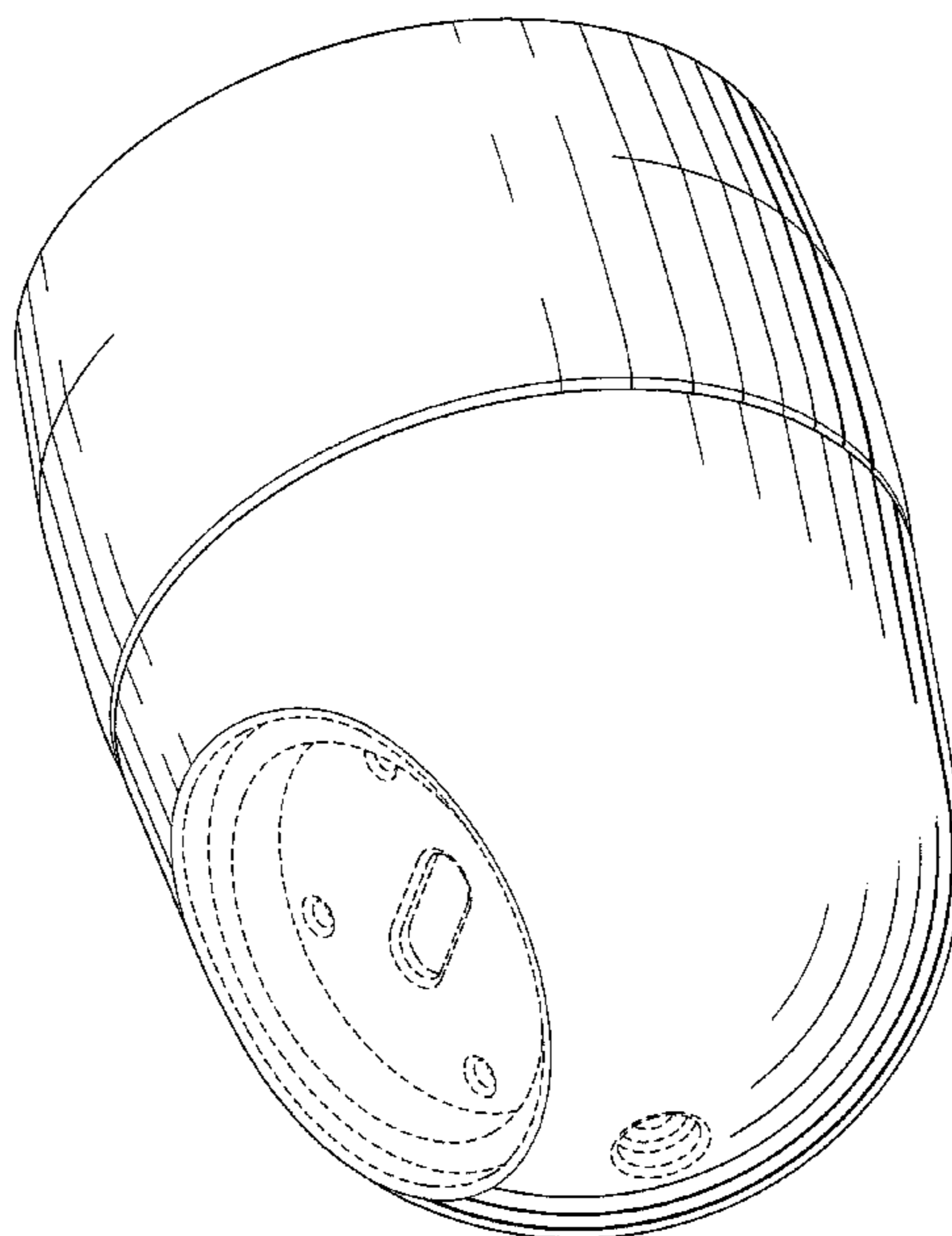
FIG. 4 is a back view thereof;

FIG. 5 is a top view thereof; and,

FIG. 6 is a bottom view thereof.

Those portions of the present design which are presented in phantom illustrate the environment of the design only and form no part of the claimed design. Moreover, the shading presented in the accompanying drawings is provided merely to highlight the contour of the design and is not intended to be illustrative of texture or gloss.

1 Claim, 6 Drawing Sheets



US D581,585 S

Page 2

U.S. PATENT DOCUMENTS

4,763,233	A *	8/1988	Poyer	362/477	6,905,227	B2	6/2005	Wu	
D413,997	S *	9/1999	Jandrisits et al.	D26/74	6,982,517	B2	1/2006	Chou	
6,082,878	A *	7/2000	Doubek et al.	362/365	7,111,963	B2 *	9/2006	Zhang 362/294
6,425,678	B1	7/2002	Verdes			D541,957	S *	5/2007	Wang D26/2
D465,046	S *	10/2002	Layne et al.	D26/63	D558,378	S *	12/2007	Rashidi D26/74
6,480,389	B1	11/2002	Shie			2005/0052864	A1 *	3/2005	Colip et al. 362/236
6,739,734	B1	5/2004	Hulgen			2006/0012997	A1	1/2006	Catalano	
6,779,908	B1 *	8/2004	Ng	362/147	2006/0109640	A1 *	5/2006	Fong 362/16
6,787,999	B2	9/2004	Stimac			2007/0008723	A1	1/2007	Hampton	

* cited by examiner

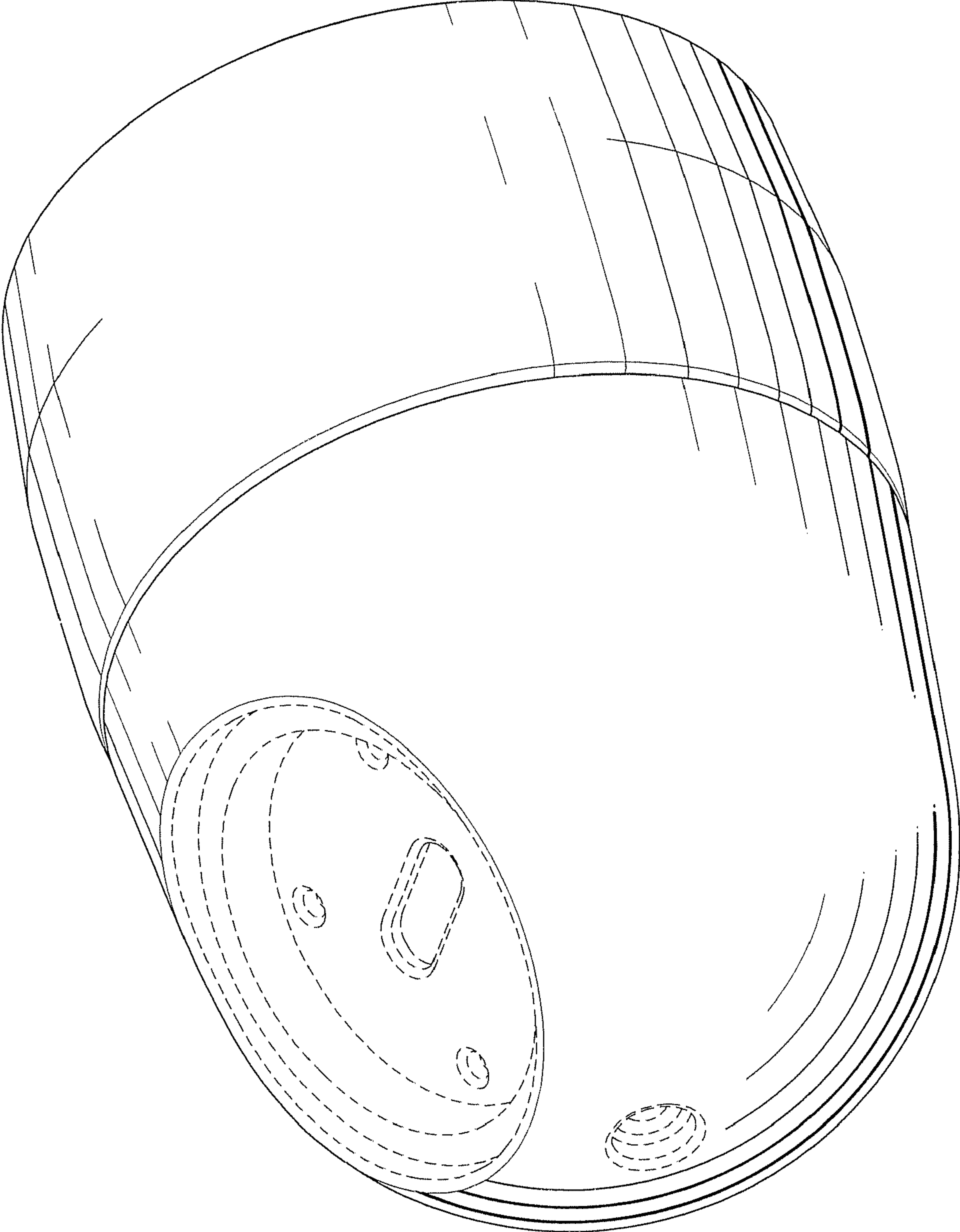


FIG. 1

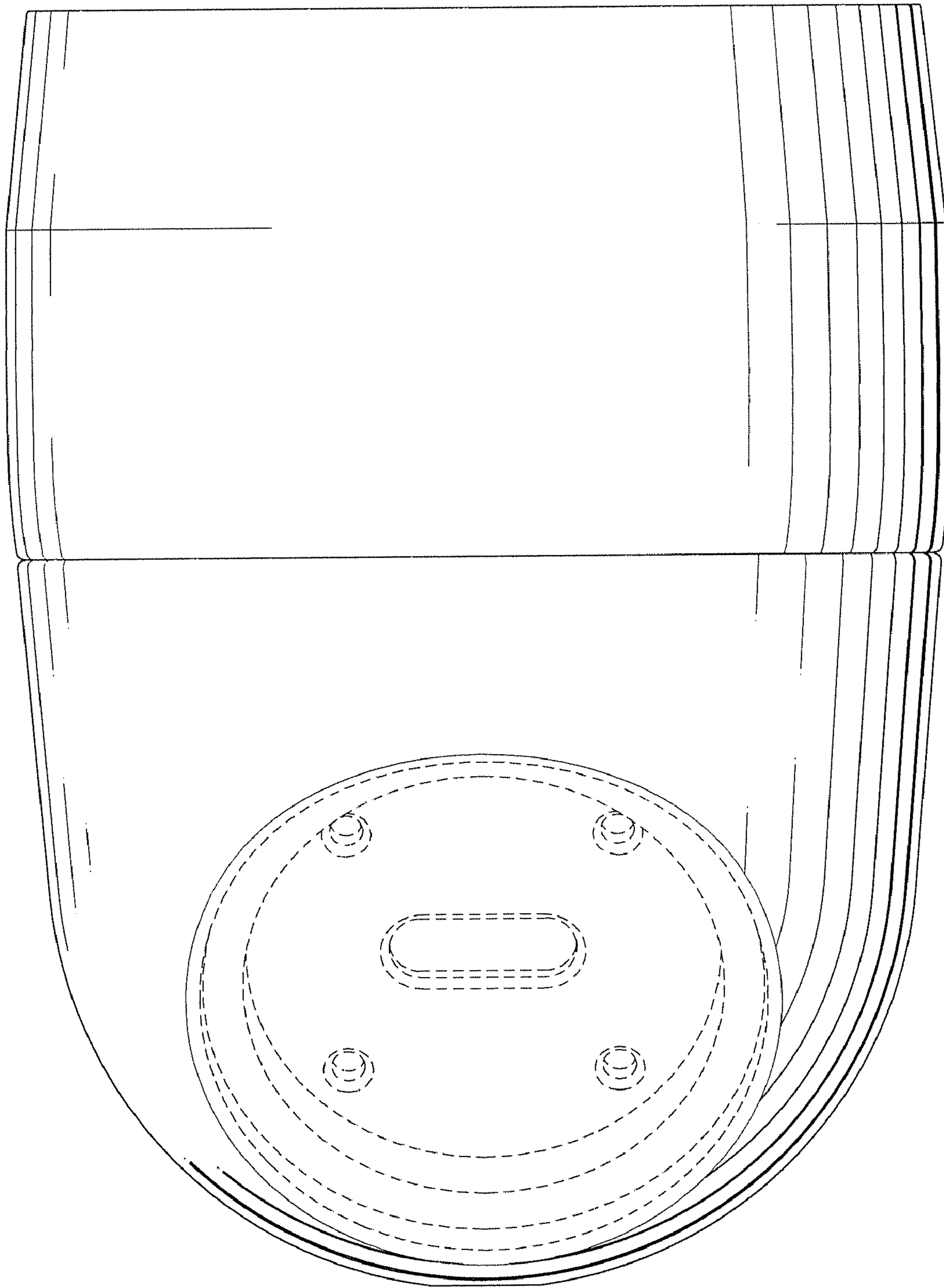


FIG. 2

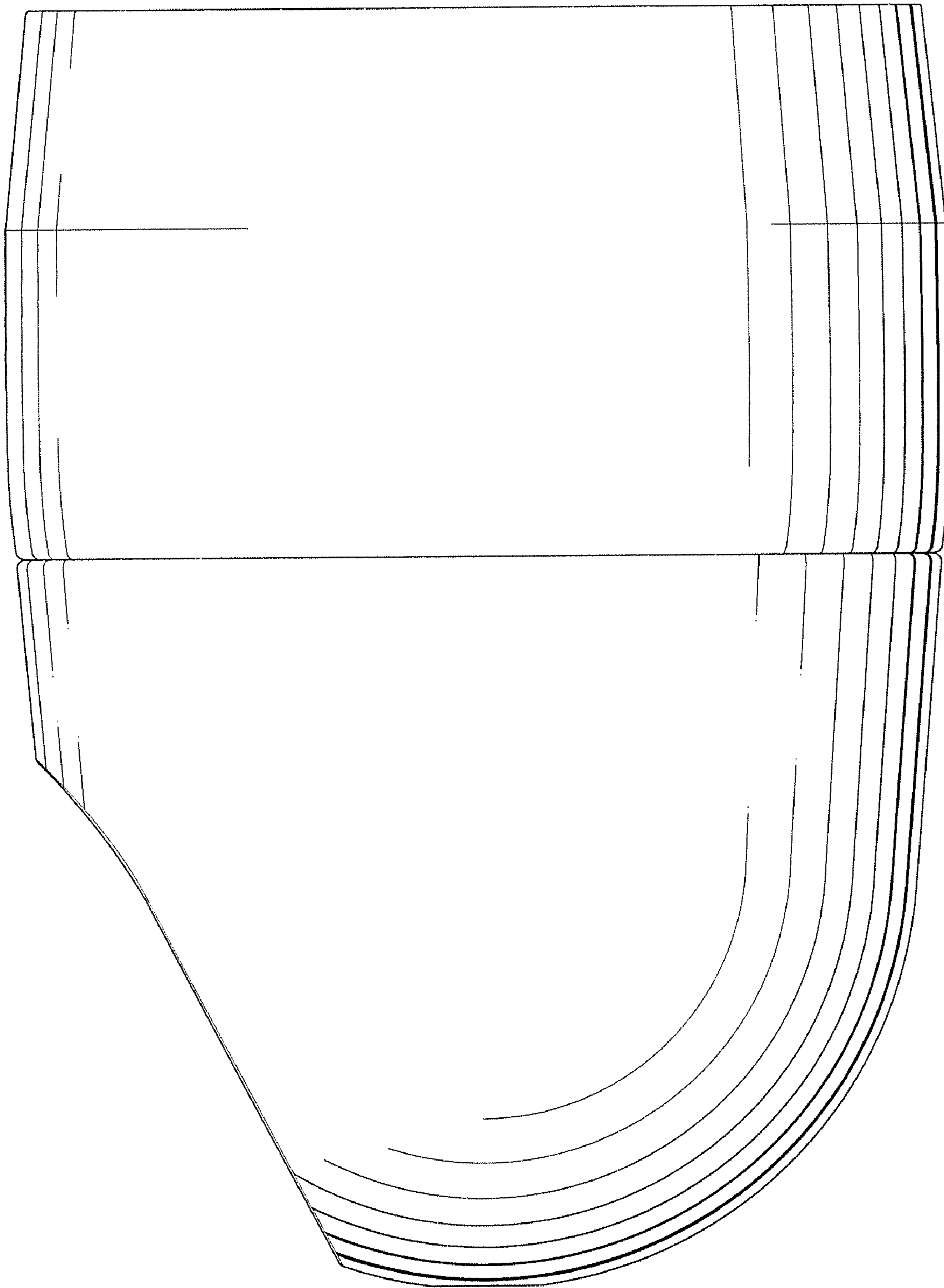


FIG. 3

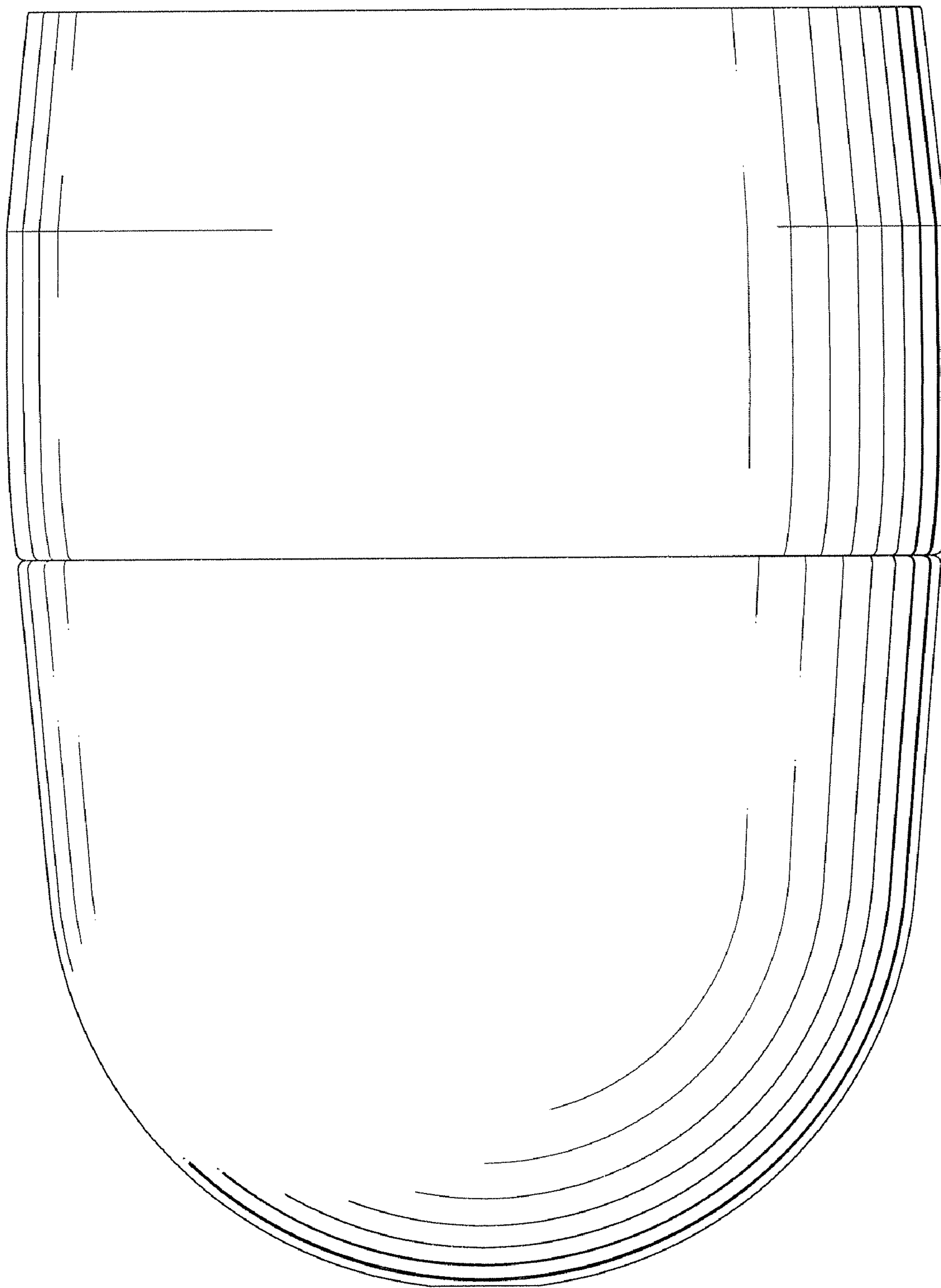


FIG. 4

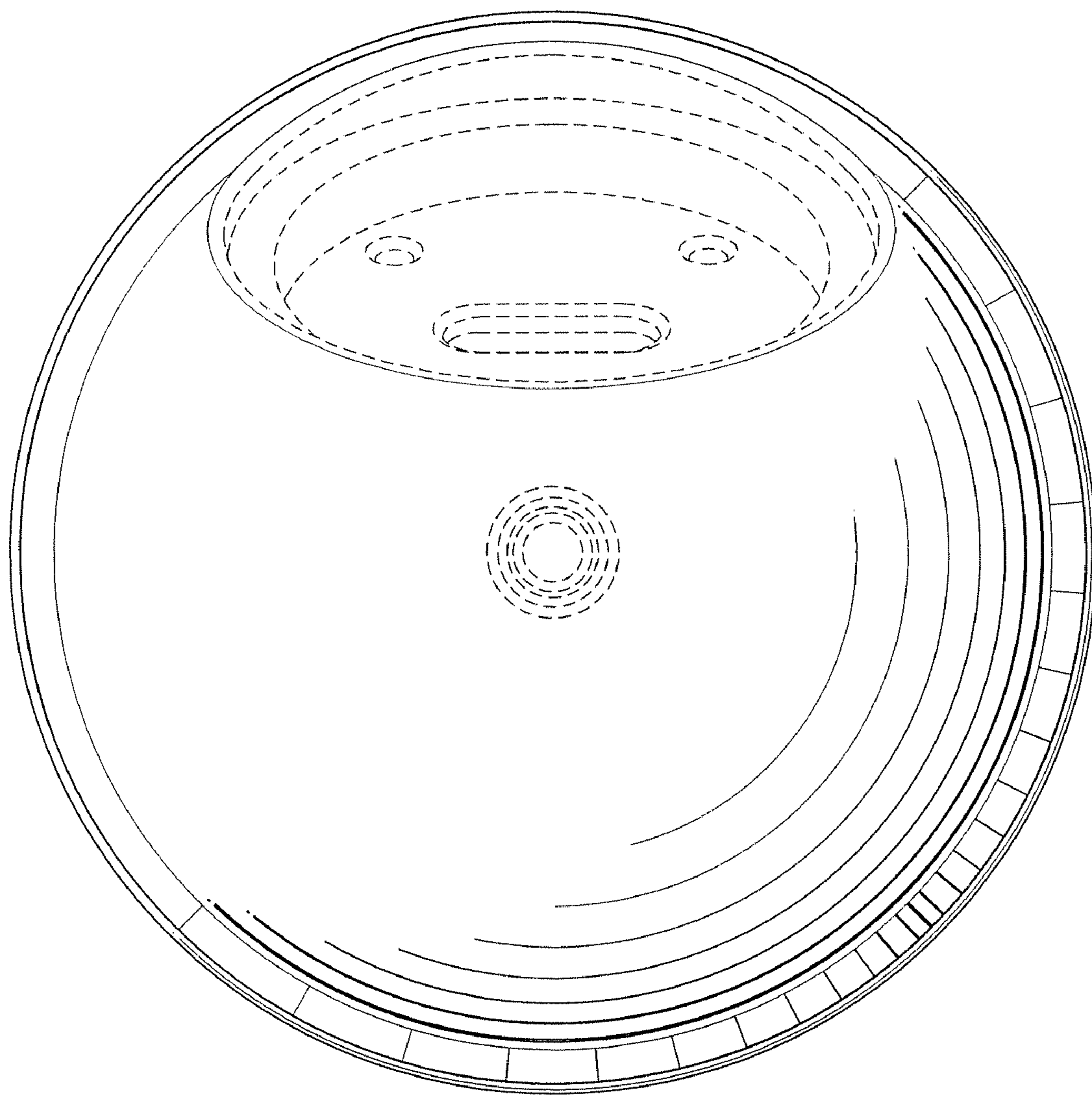


FIG. 5

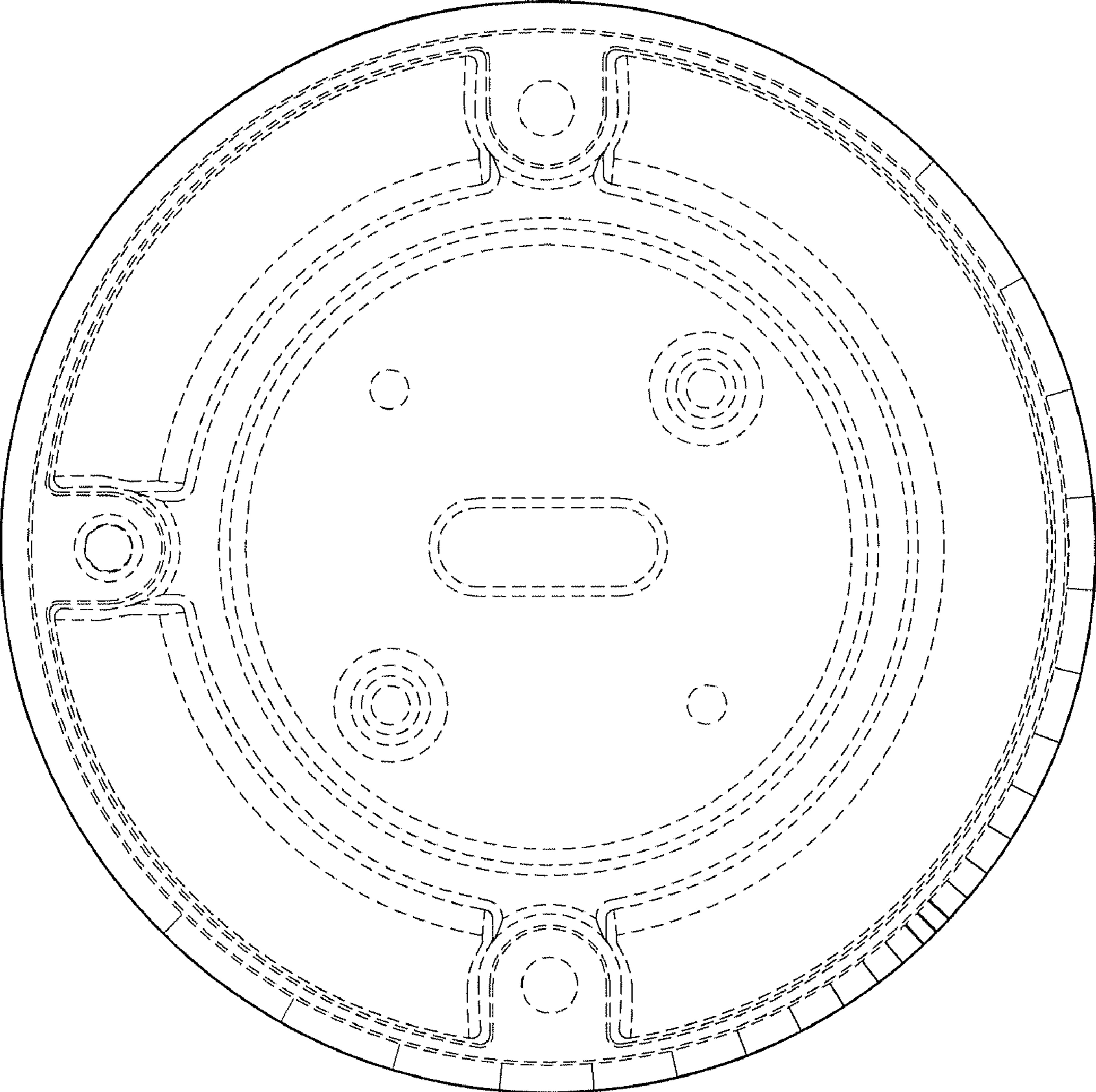


FIG. 6