



US00D581577S

(12) **United States Design Patent**
Baldele

(10) **Patent No.:** **US D581,577 S**

(45) **Date of Patent:** **** Nov. 25, 2008**

(54) **FLOOR LAMP**

(76) Inventor: **Georg Baldele**, c/o Swarovski UK Limited, 14-15 Conduit Street, London W1S 2XJ (GB)

(**) Term: **14 Years**

(21) Appl. No.: **29/290,833**

(22) Filed: **Jan. 18, 2008**

(51) **LOC (8) Cl.** **23-03**

(52) **U.S. Cl.** **D26/104**

(58) **Field of Classification Search** D26/24, D26/26, 67, 93, 104, 105, 106, 118; 362/3, 362/153, 186, 217, 255, 257, 277, 317, 351, 362/353, 362, 363, 382, 431, 433, 458, 806
See application file for complete search history.

(56) **References Cited**

U.S. PATENT DOCUMENTS

D290,885 S *	7/1987	Morita	D26/110
D370,290 S *	5/1996	Papillon	D26/110
D498,324 S *	11/2004	Dolan	D26/106
D570,529 S *	6/2008	Chandler	D26/93

OTHER PUBLICATIONS

6 pictures of a 3.9m chandelier first disclosed Apr. 5, 2006, at a show in Milan, Italy and it is believed that photographs and literature of the 3.9 chandelier were published via the internet in the United States shortly after Apr. 5, 2006.

* cited by examiner

Primary Examiner—Brian N Vinson

(74) *Attorney, Agent, or Firm*—Mattingly, Stanger, Malur & Brundidge, P.C.

(57) **CLAIM**

The ornamental design for a floor lamp, as shown and described.

DESCRIPTION


FIG. 1 is a perspective view of a floor lamp showing the design;

FIG. 2 is front side view of the floor lamp of FIG. 1, the other three sides are identical to this side; and,

FIG. 3 is a top view of the floor lamp of FIG. 1.

The obscured internal features are understood to be for illustrative purposes only and form no part of the claimed design.

1 Claim, 3 Drawing Sheets






FIG. 1




FIG. 2




FIG. 3