



US00D581570S

(12) **United States Design Patent**
Levine

(10) **Patent No.:** **US D581,570 S**
(45) **Date of Patent:** **** Nov. 25, 2008**

(54) **LIGHTING DEVICE**

(76) Inventor: **Jonathan E. Levine**, 419 Park Ave.
South, Suite 505, New York, NY (US)
10016

(**) Term: **14 Years**

(21) Appl. No.: **29/318,672**

(22) Filed: **May 24, 2008**

(51) **LOC (8) Cl.** **26-05**

(52) **U.S. Cl.** **D26/62**

(58) **Field of Classification Search** D26/43,
D26/51, 56, 60-66, 72, 93, 107, 118, 128;
D24/210; 362/147, 191, 230, 231, 232, 238,
362/239, 250, 254, 255, 265, 269, 270, 275,
362/277, 278, 280-288, 306, 310, 311, 362,
362/396, 404, 410-414, 418-430, 449, 640,
362/647, 648, 652, 653, 655, 804, 99; 439/122
See application file for complete search history.

(56) **References Cited**

U.S. PATENT DOCUMENTS

D151,855 S *	11/1948	Nitardy	D26/65
D155,488 S	10/1949	Crockett		
2,555,000 A *	5/1951	Nitardy	362/220
D163,762 S	6/1951	McCann		
D175,933 S	11/1955	Crockett		
4,494,177 A	1/1985	Matthews		
D278,461 S	4/1985	Pepall		
4,528,618 A *	7/1985	Bitsch	362/33
4,595,970 A *	6/1986	Diffrient	362/287
D290,884 S	7/1987	Sano et al.		
D300,876 S *	4/1989	Sakai	D26/107
D327,334 S	6/1992	Parker		

(Continued)

OTHER PUBLICATIONS

“Fulcrum 113311-301 Flyweight Travel Booklight,” <http://www.amazon.com/Fulcrum-113311-301-Flyweight-Travel-Booklight/dp/B0006JN7XC>, visited Aug. 17, 2007, 1 page.

(Continued)

Primary Examiner—Cathron C Brooks

Assistant Examiner—Barbara Fox

(74) *Attorney, Agent, or Firm*—Theodore W. Baker

(57) **CLAIM**

I claim the ornamental design for a lighting device, as shown and described.

DESCRIPTION

FIG. 1 is a perspective view of a lighting device showing my new design, in a first configuration, and as viewed from the top and one side.

FIG. 2 is a perspective view of the lighting device of FIG. 1 in a second configuration, as viewed from the top and one side thereof.

FIG. 3 is a top plan view of the lighting device of FIG. 1 in the first configuration.

FIG. 4 is a first side elevation view of the lighting device of FIG. 1 in the first configuration.

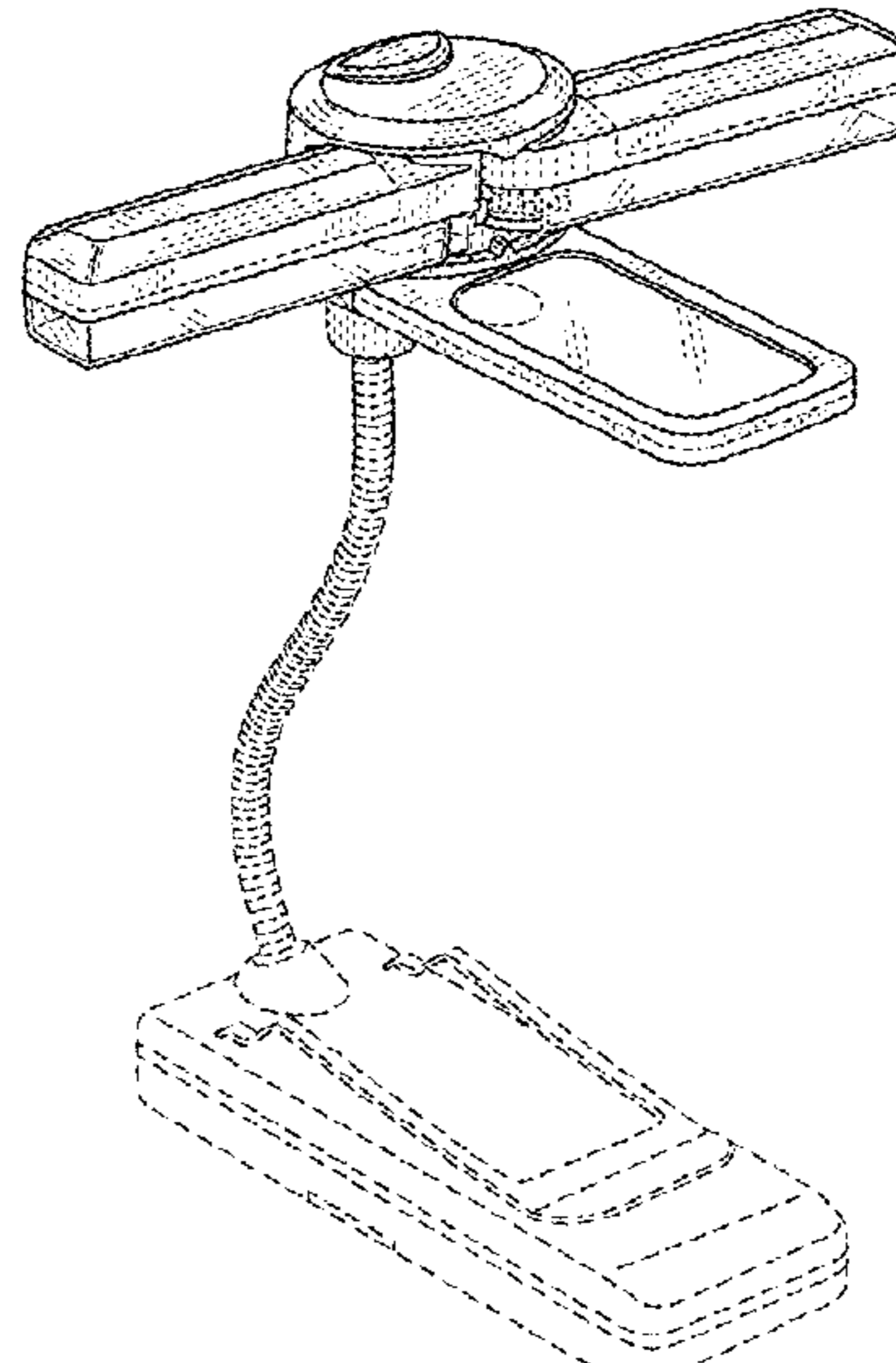
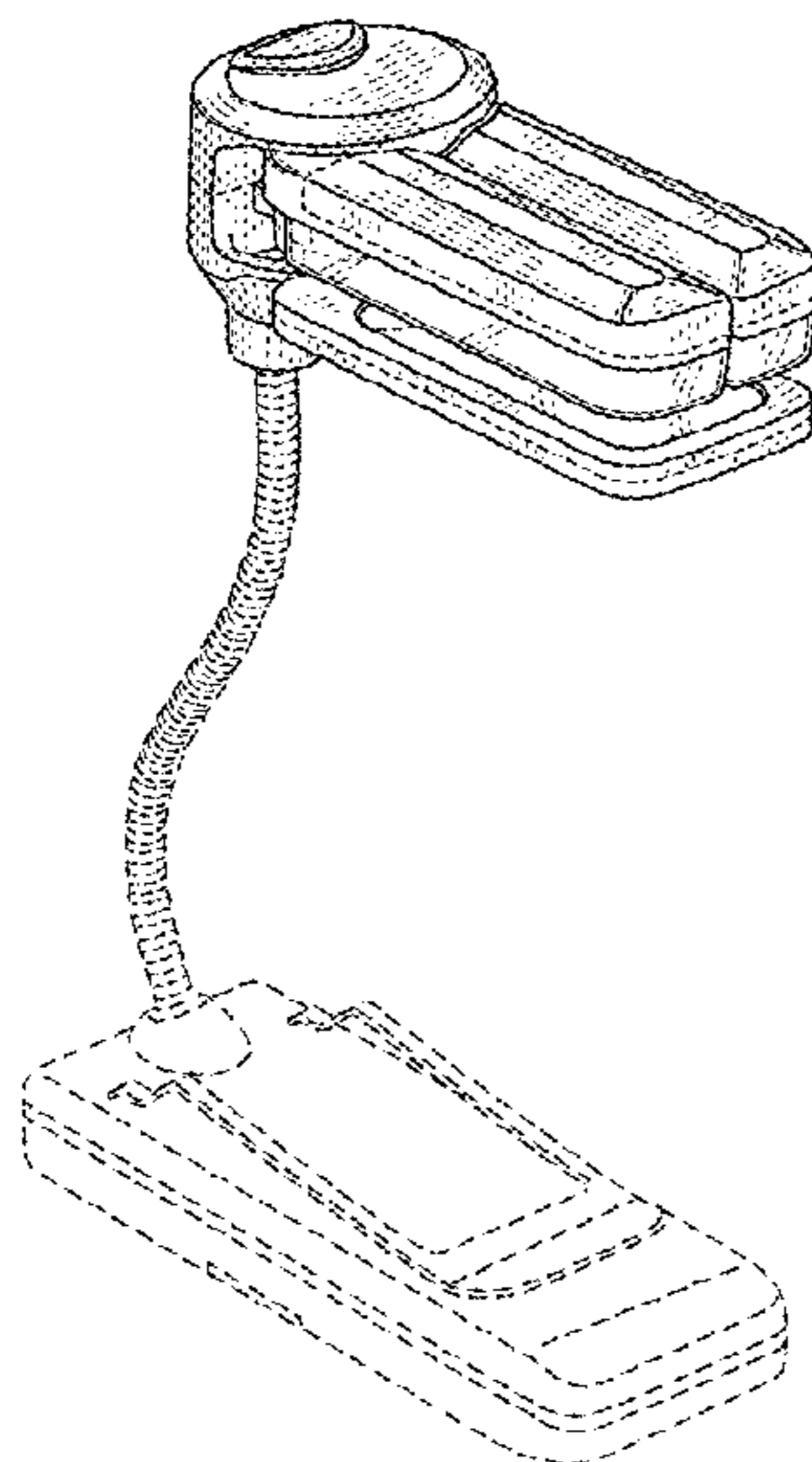
FIG. 5 is a front elevation view of the lighting device of FIG. 1 in the first configuration.

FIG. 6 is a second side elevation view of the lighting device of FIG. 1 in the first configuration; and,

FIG. 7 is a back elevation view of the lighting device of FIG. 1 in the first configuration.

The details shown in broken lines are for illustrative purposes only and form no part of the claimed design.

1 Claim, 3 Drawing Sheets



U.S. PATENT DOCUMENTS

5,169,226 A 12/1992 Friedman
 D350,620 S 9/1994 Yuen
 D356,647 S 3/1995 Jung
 D357,993 S * 5/1995 Yuen D26/65
 D366,337 S 1/1996 Yuen
 D378,143 S * 2/1997 Kollins D26/67
 D397,478 S 8/1998 Booty, Jr.
 5,871,274 A 2/1999 Lee et al.
 D407,519 S * 3/1999 Chen D26/64
 D408,567 S 4/1999 Coe
 D416,101 S * 11/1999 Yuen D26/42
 D423,130 S 4/2000 Kung
 D424,223 S 5/2000 Fun
 6,406,161 B1 6/2002 Lin et al.
 D464,162 S 10/2002 Segretto
 6,536,924 B2 3/2003 Segretto
 6,588,920 B2 7/2003 Agro
 6,955,442 B1 10/2005 Chan
 D522,678 S 6/2006 Wang
 D523,984 S 6/2006 Cai
 7,066,619 B2 6/2006 Waters

D525,381 S 7/2006 Hodgson
 D526,433 S 8/2006 Li
 D542,457 S 5/2007 Fisherman et al.
 7,270,443 B2 9/2007 Kurtz et al.
 D561,925 S 2/2008 Levine
 D563,013 S 2/2008 Levine
 D563,014 S 2/2008 Levine
 D563,582 S 3/2008 Levine
 D564,118 S * 3/2008 Wu D26/63
 2003/0179572 A1 9/2003 Schnell
 2006/0256584 A1 11/2006 Paoluccio
 2007/0097689 A1 * 5/2007 Barausky et al. 362/287

OTHER PUBLICATIONS

“Koncept Z-Bar LED Lamp,” http://www.konceptech.com/Merchant2/merchant.mv?Screen=PROD&Store_Code=K&Product_Code=LL3001-MBK, visited Jan. 27, 2007, 1 page.
 “Ergo Modern Desk Lamp,” <http://www.ergoindemand.com/modern-desk-lamps.htm>, visited Aug. 17, 2008, 2 pages.
 “Everest Travel Mag,” http://www.lumatec.com/executive/ev_910.htm, visited Feb. 11, 2008, 1 page.

* cited by examiner

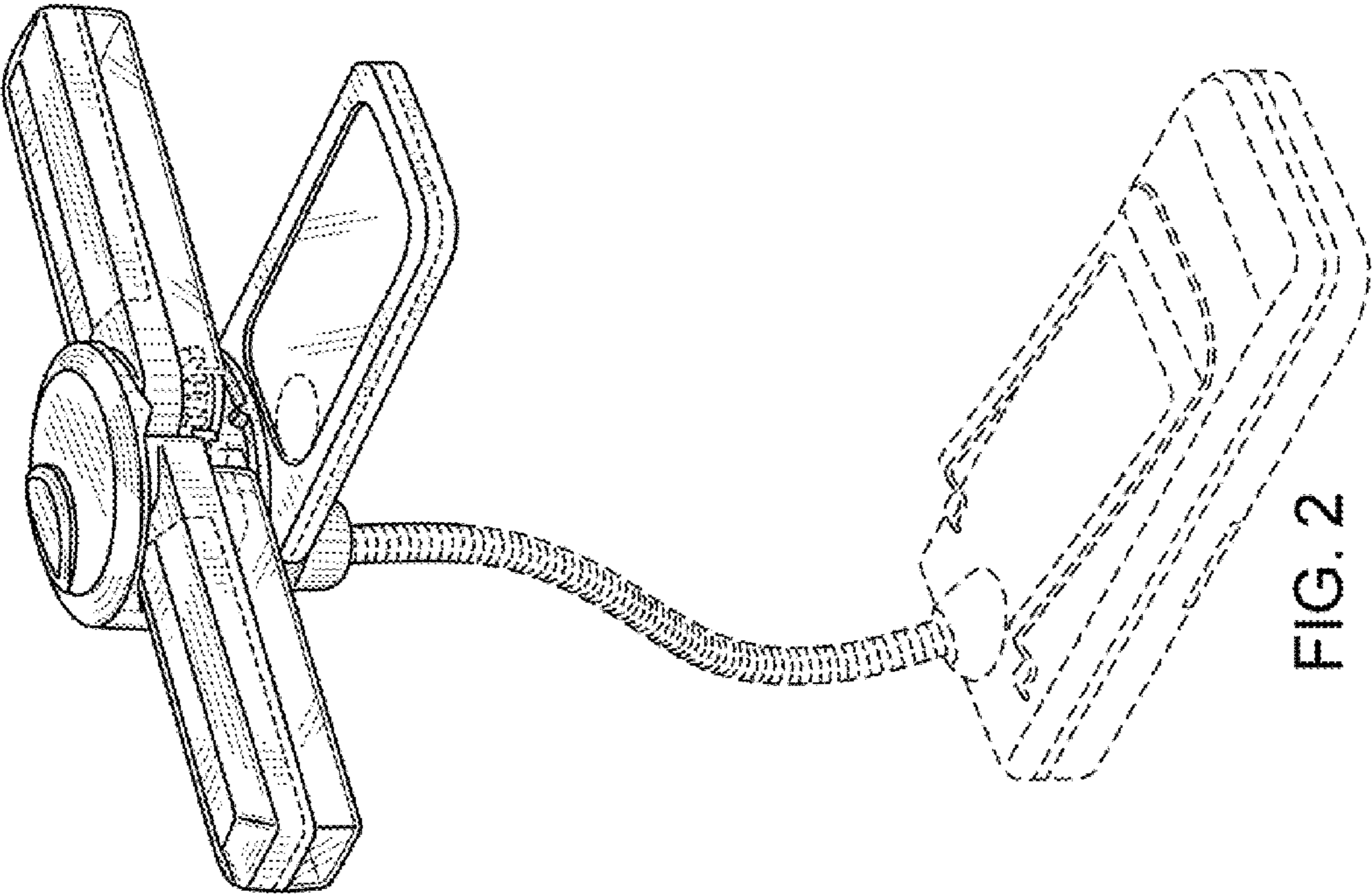


FIG. 2

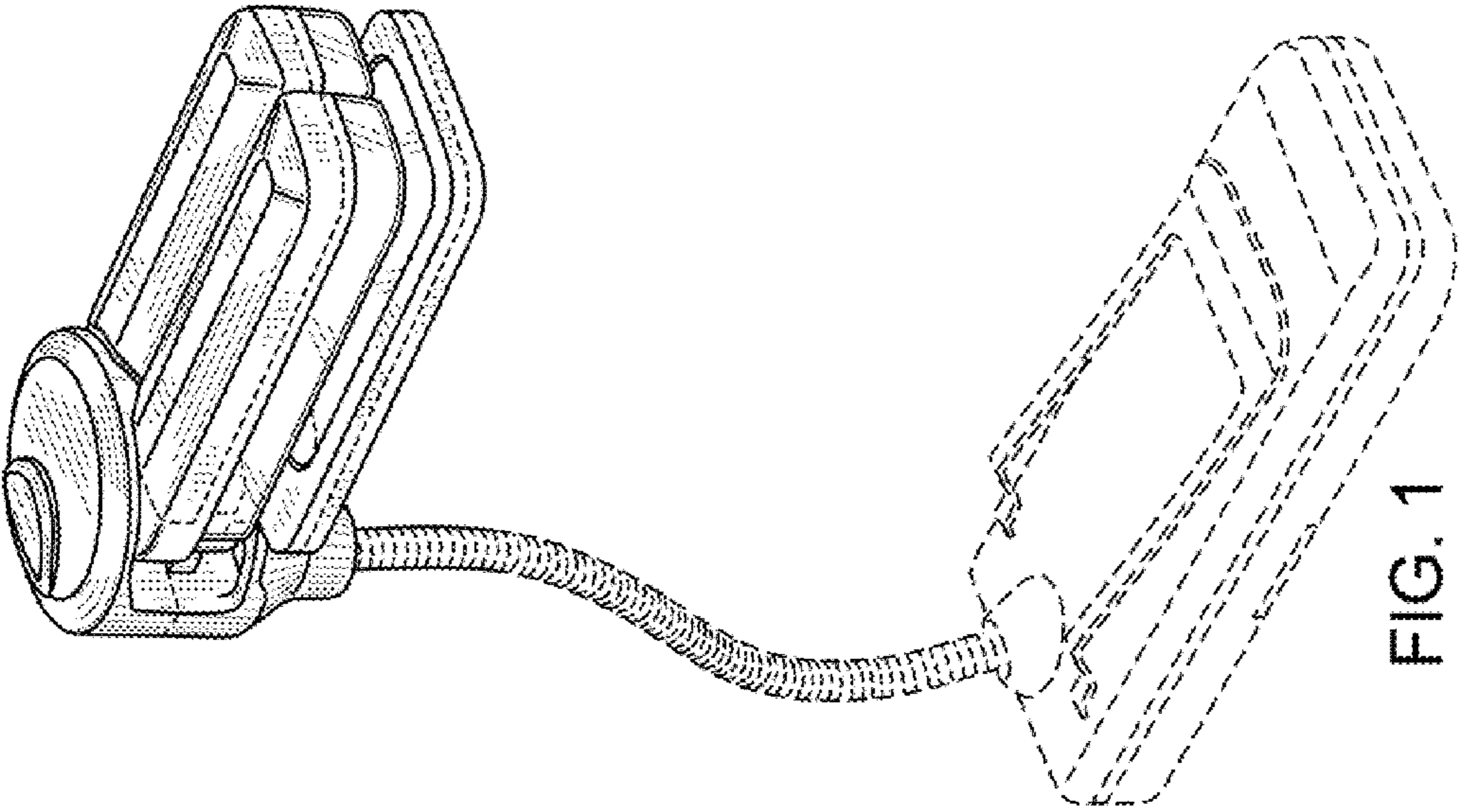


FIG. 1

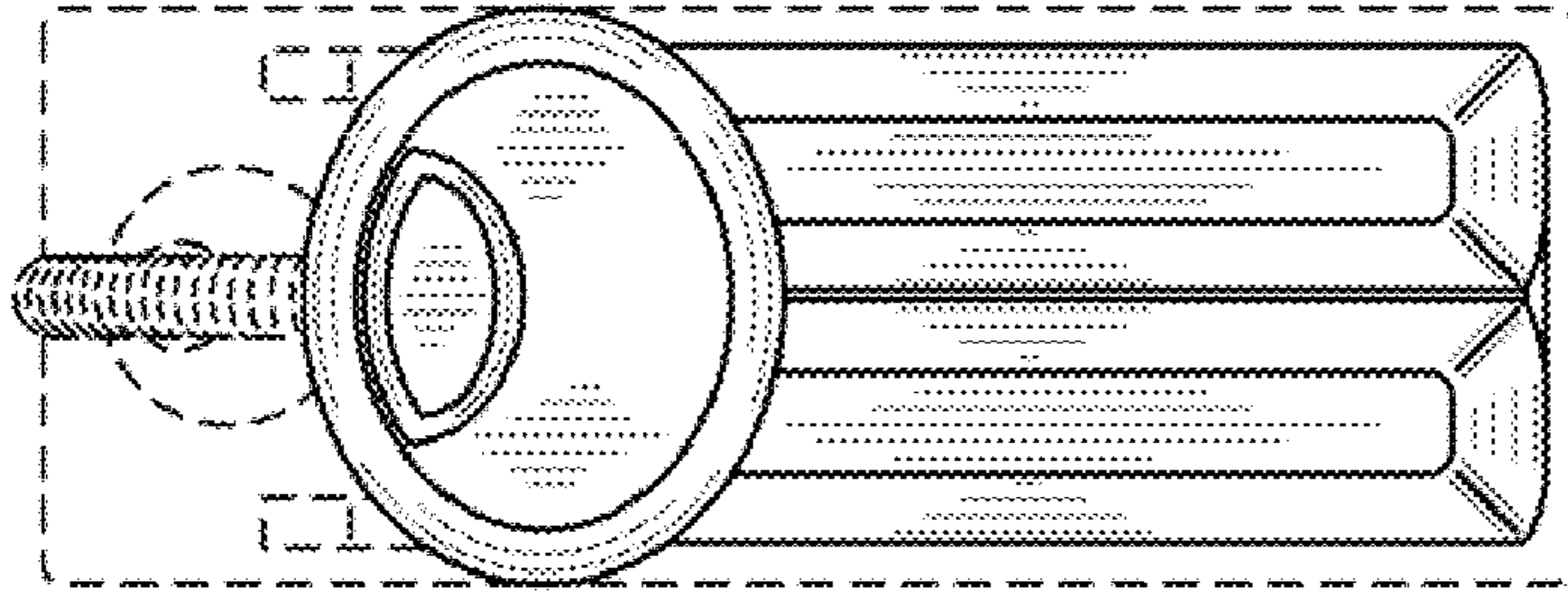


FIG. 3

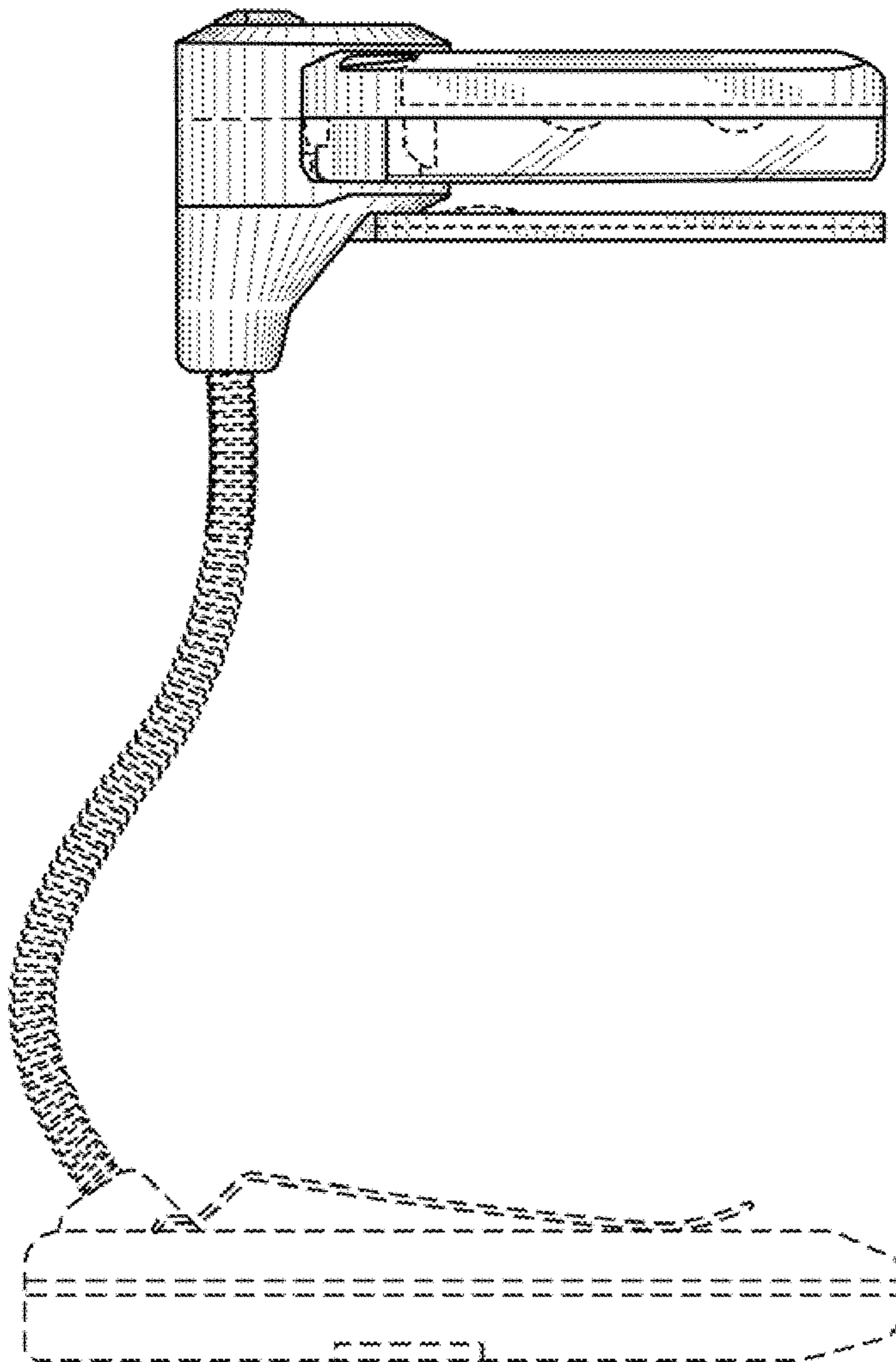


FIG. 4

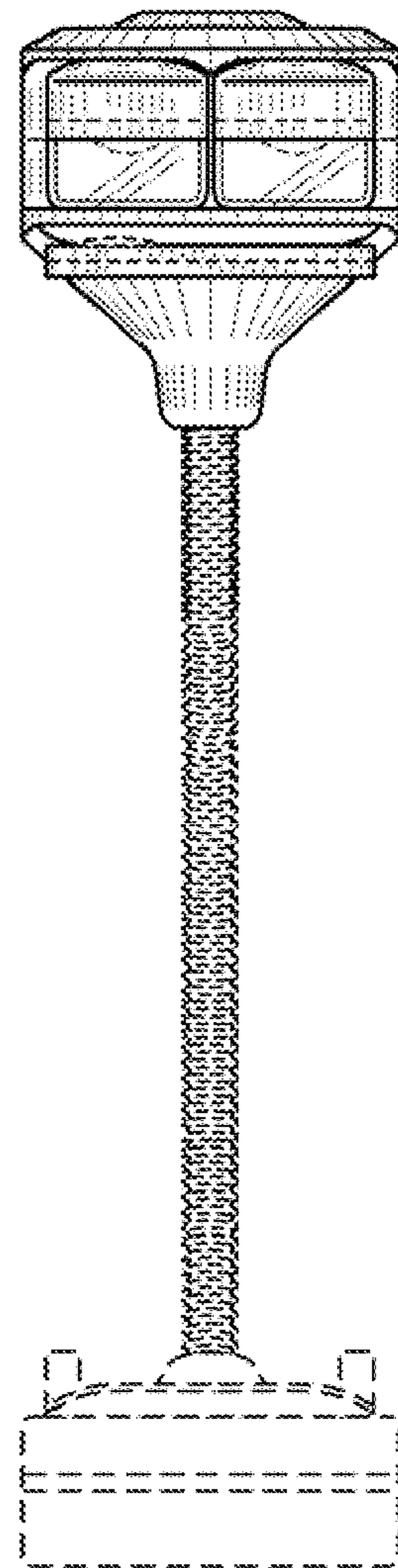


FIG. 5

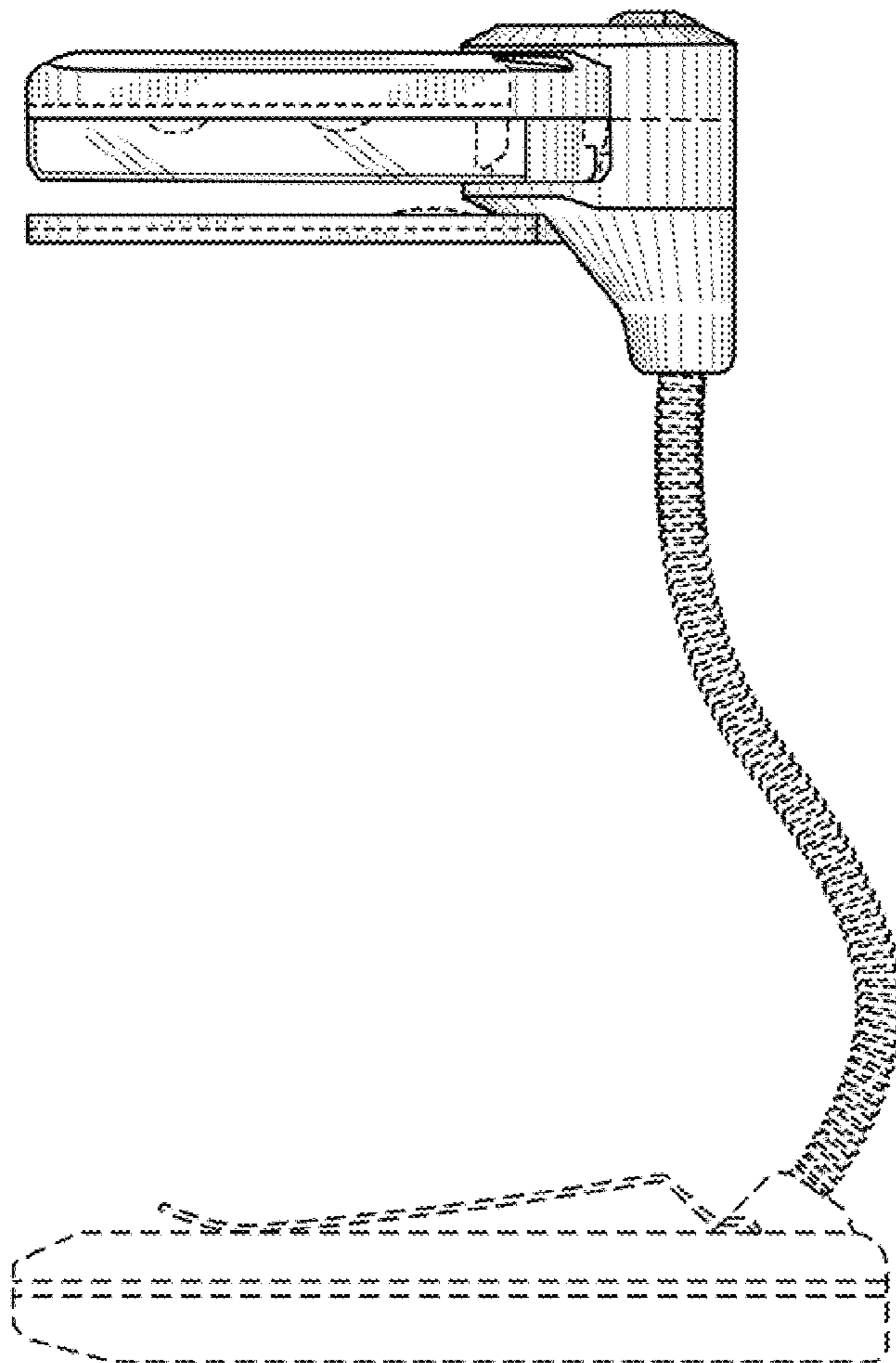


FIG. 6

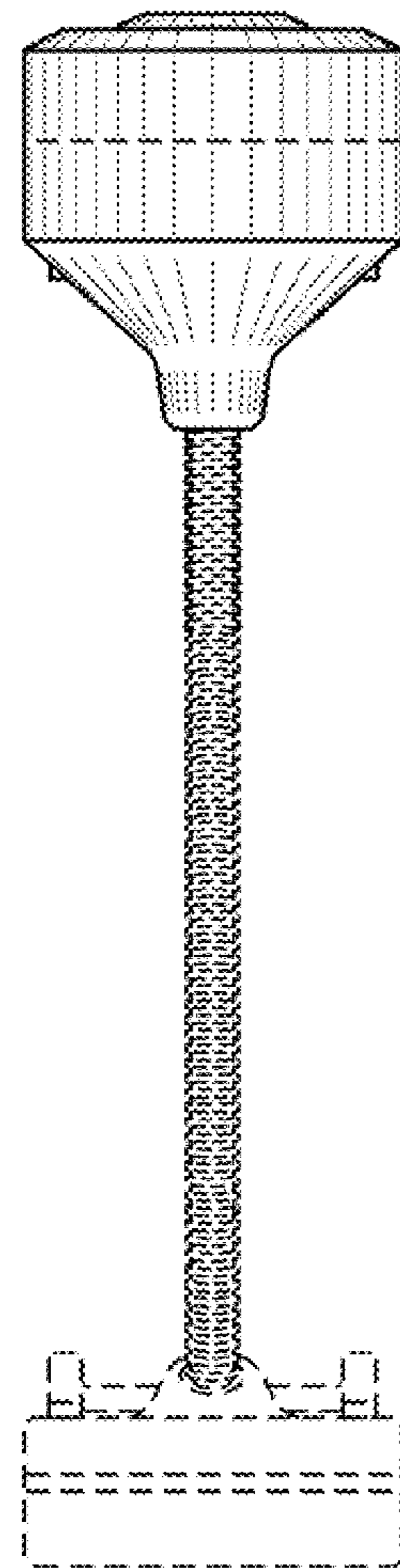


FIG. 7