



US00D581536S

(12) **United States Design Patent**
Meswania

(10) **Patent No.:** **US D581,536 S**
(45) **Date of Patent:** **** Nov. 25, 2008**

(54) **PROSTHETIC JOINT COLLAR**

(75) Inventor: **Jay Meswania**, St. Albans (GB)
(73) Assignee: **Stanmore Implants Worldwide, Ltd.**
(GB)
(**) Term: **14 Years**
(21) Appl. No.: **29/267,493**
(22) Filed: **Oct. 14, 2006**

Related U.S. Application Data

(60) Division of application No. 11/433,953, filed on May 15, 2006, which is a continuation of application No. 10/450,559, filed as application No. PCT/GB01/05456 on Dec. 7, 2001, now Pat. No. 7,044,976.

Foreign Application Priority Data

(30) Dec. 15, 2000 (GB) 0030643.1

(51) **LOC (8) Cl.** **24-03**

(52) **U.S. Cl.** **D24/155**

(58) **Field of Classification Search** D24/155-157;
623/19, 21, 23, 45; 606/77

See application file for complete search history.

(56) **References Cited**

U.S. PATENT DOCUMENTS

D286,181 S *	10/1986	Kenna	D24/155
5,362,311 A *	11/1994	Amino et al.	623/22.45
5,800,556 A *	9/1998	Sanders et al.	623/22.45
D493,224 S *	7/2004	Cosgrove	D24/155
D503,802 S *	4/2005	Bjarnason	D24/155

* cited by examiner

Primary Examiner—Charles A Rademaker

(74) *Attorney, Agent, or Firm*—Galgano & Associates, PLLC

(57) **CLAIM**

The ornamental design for a prosthetic joint collar, as shown and described.

DESCRIPTION

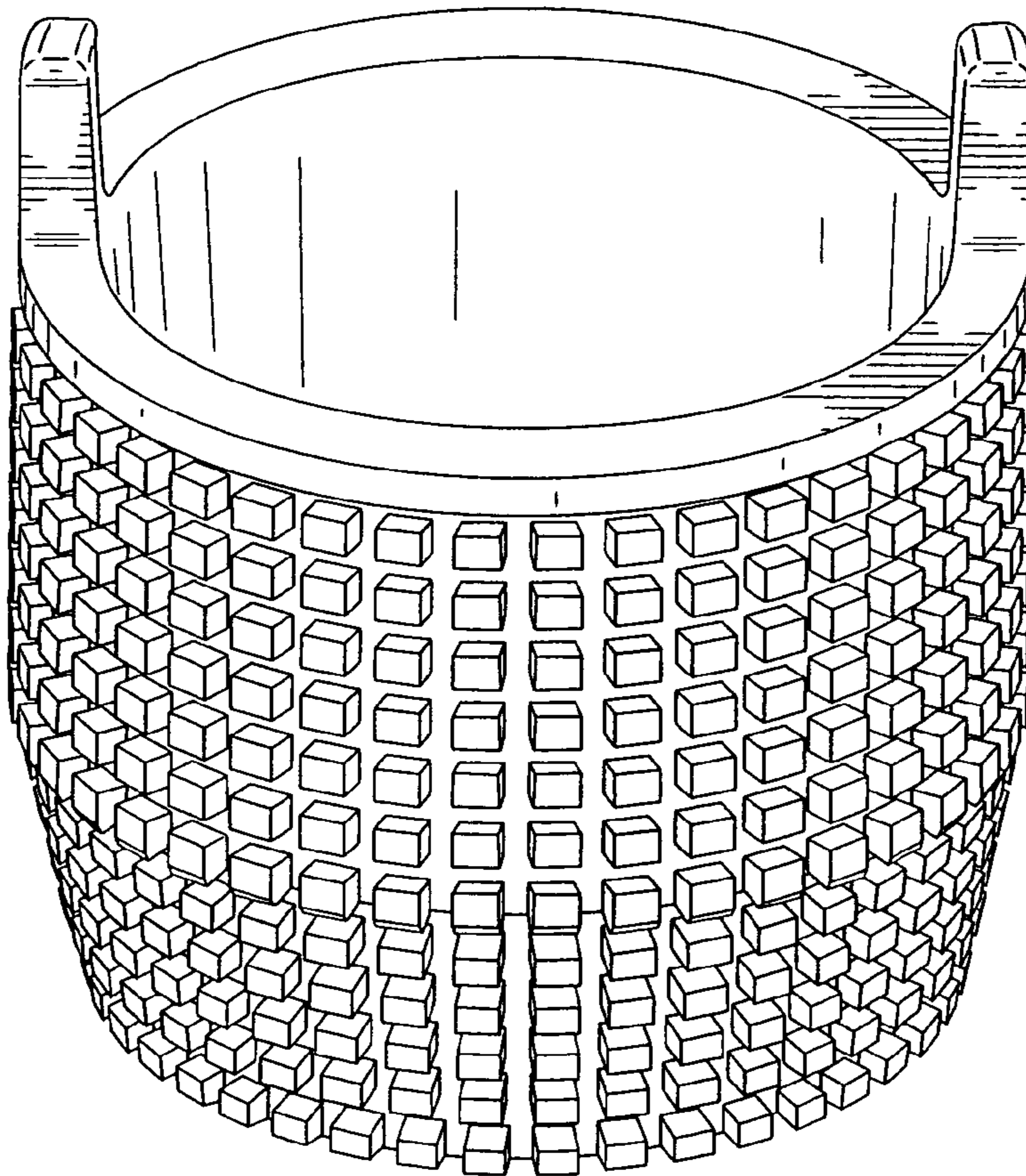
FIG. 1 is a perspective view of a prosthetic joint collar showing my new design;

FIG. 2 is a side elevational view thereof;

FIG. 3 is a top plan view thereof; and,

FIG. 4 is a bottom end view thereof.

1 Claim, 4 Drawing Sheets



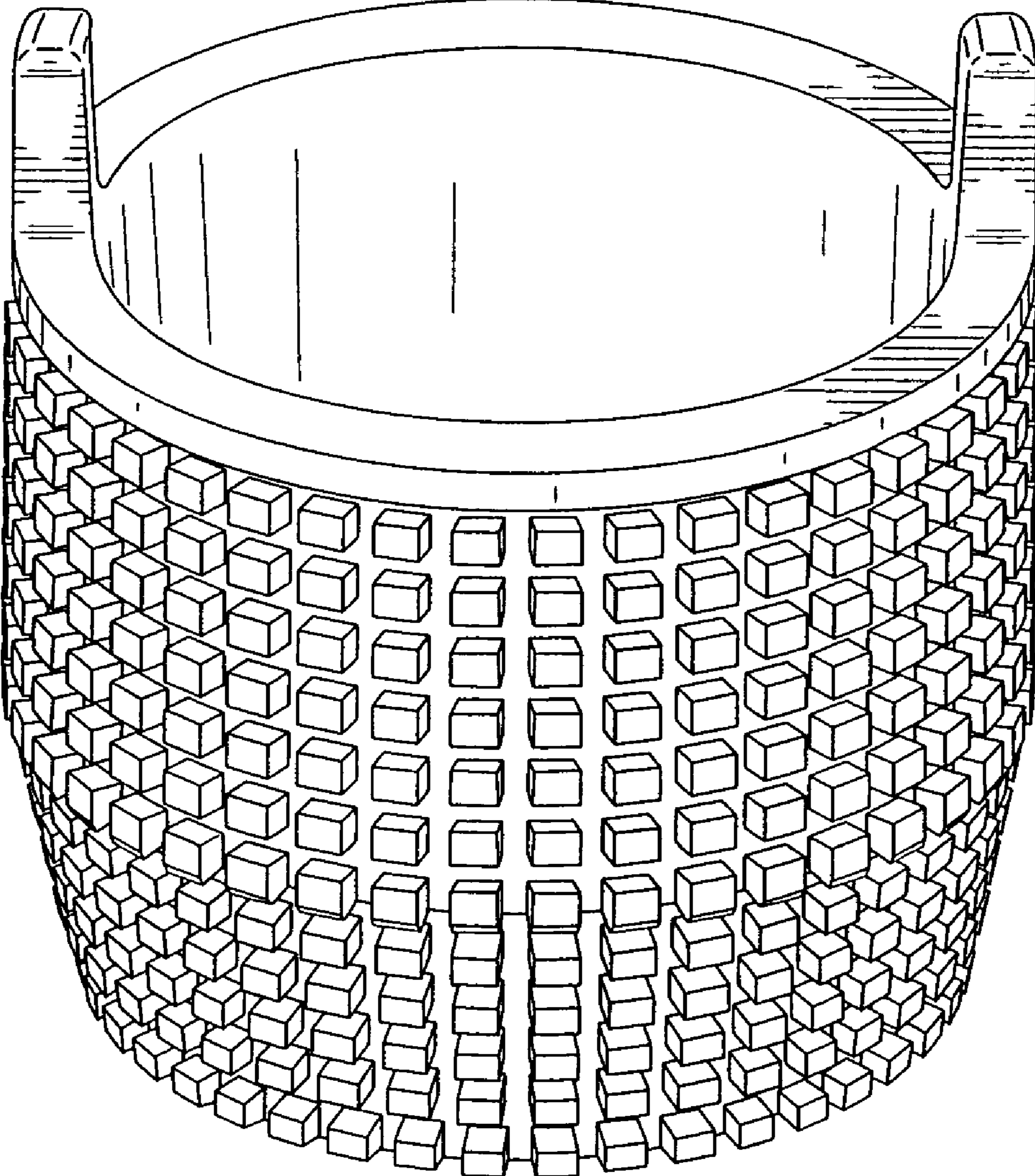


FIG. 1

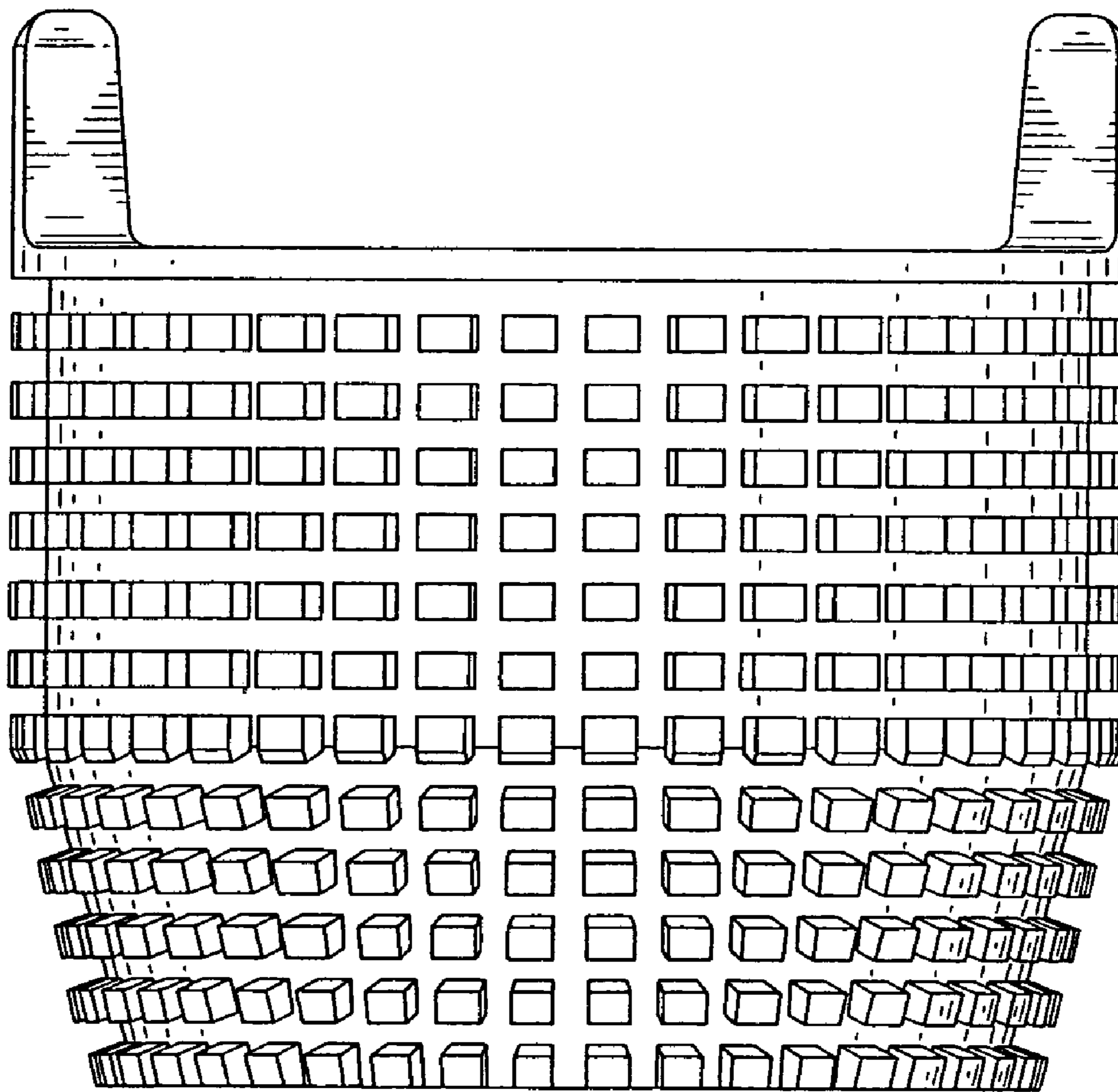


FIG. 2




FIG. 3

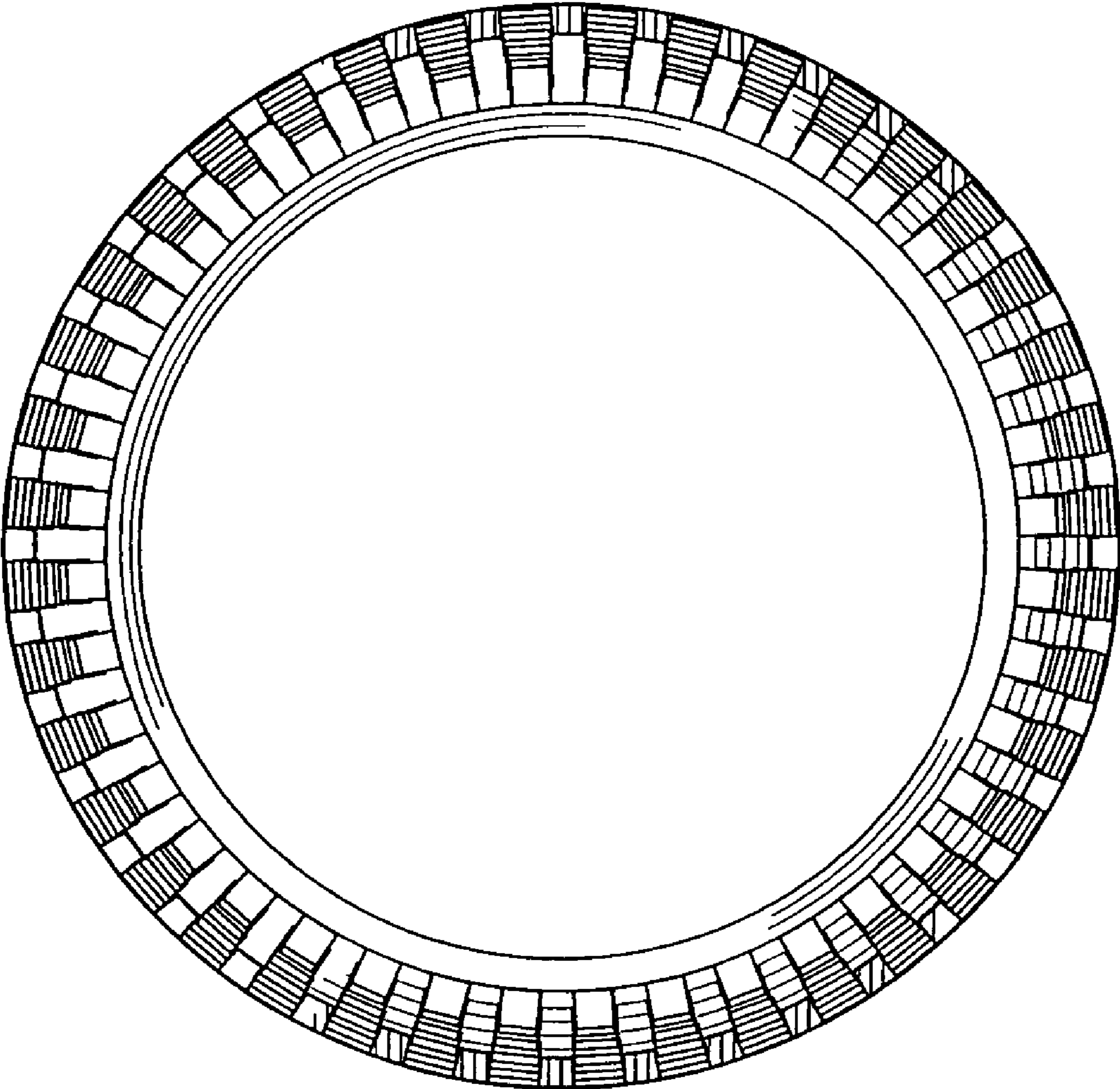


FIG. 4