



US00D581535S

(12) **United States Design Patent**
Bush, Jr.

(10) **Patent No.:** **US D581,535 S**
(45) **Date of Patent:** **** Nov. 25, 2008**

(54) **CERVICAL PLATE**

(75) Inventor: **Charles L. Bush, Jr.**, Fairfield, NJ (US)

(73) Assignee: **Stryker Spine** (FR)

(**) Term: **14 Years**

(21) Appl. No.: **29/267,197**

(22) Filed: **Oct. 5, 2006**

(51) **LOC (8) Cl.** **24-03**

(52) **U.S. Cl.** **D24/155**

(58) **Field of Classification Search** D24/155,
D24/156, 157; 623/17.11, 16.71; D8/391-393,
D8/382, 354; 606/246, 247, 248, 249, 258,
606/267, 280, 70, 71, 283, 299, 166, 903,
606/905, 906, 286, 396, 17.16, 17.13, 71 D
See application file for complete search history.

(56) **References Cited**

U.S. PATENT DOCUMENTS

D282,580	S *	2/1986	Linkow et al.	D24/156
5,180,381	A	1/1993	Aust et al.		
5,304,210	A	4/1994	Crook		
5,330,477	A	7/1994	Crook		
5,490,851	A	2/1996	Nenov et al.		
5,496,318	A	3/1996	Howland et al.		
5,603,713	A	2/1997	Aust et al.		
5,662,652	A	9/1997	Schafer et al.		
5,868,746	A	2/1999	Sarver et al.		
5,941,881	A	8/1999	Barnes		
5,951,558	A *	9/1999	Fiz	606/70
D420,373	S *	2/2000	Bonitz	D15/143
6,117,135	A	9/2000	Schlapfer et al.		
6,129,730	A	10/2000	Bono et al.		
6,206,882	B1 *	3/2001	Cohen	606/283
6,261,291	B1	7/2001	Talaber et al.		
D449,692	S *	10/2001	Michelson	D24/155
6,336,930	B1	1/2002	Stalcup et al.		
6,364,880	B1 *	4/2002	Michelson	606/291
6,547,790	B2 *	4/2003	Harkey et al.	606/250
6,602,255	B1	8/2003	Campbell et al.		
6,626,944	B1	9/2003	Taylor et al.		

D505,205	S *	5/2005	Freid	D24/155
6,945,973	B2 *	9/2005	Bray	606/71
7,001,389	B1 *	2/2006	Navarro et al.	606/71
7,052,499	B2 *	5/2006	Steger et al.	606/280
7,060,067	B2 *	6/2006	Needham et al.	606/70
7,175,624	B2 *	2/2007	Konieczynski et al.	606/71
7,220,263	B2 *	5/2007	Cordaro	606/70
7,229,442	B2 *	6/2007	Schafer	606/272
7,322,984	B2 *	1/2008	Doubler et al.	606/70
2003/0040749	A1	2/2003	Grabowski et al.		
2004/0243239	A1	12/2004	Taylor		
2004/0267369	A1	12/2004	Lyons et al.		
2005/0004573	A1	1/2005	Abdou		
2006/0276795	A1 *	12/2006	Orbay et al.	606/71

OTHER PUBLICATIONS

U.S. Appl. No. 11/153,630, Rhyne.

* cited by examiner

Primary Examiner—Charles A. Rademaker

(74) *Attorney, Agent, or Firm*—Lerner, David, Littenberg, Krumholz & Mentlik, LLP

(57) **CLAIM**

The ornamental design for a cervical plate, as shown and described.

DESCRIPTION

FIG. 1 is a top perspective view of a cervical plate showing my new design;

FIG. 2 is a top plan view thereof;

FIG. 3 is a bottom plan thereof;

FIG. 4 is a right side elevation thereof, the left side being a mirror image; and,

FIG. 5 is an end elevation thereof, the end opposite being a mirror image.

The broken lines shown in the drawings are included for the purpose of illustrating structure and form no part of the claimed design.

1 Claim, 3 Drawing Sheets

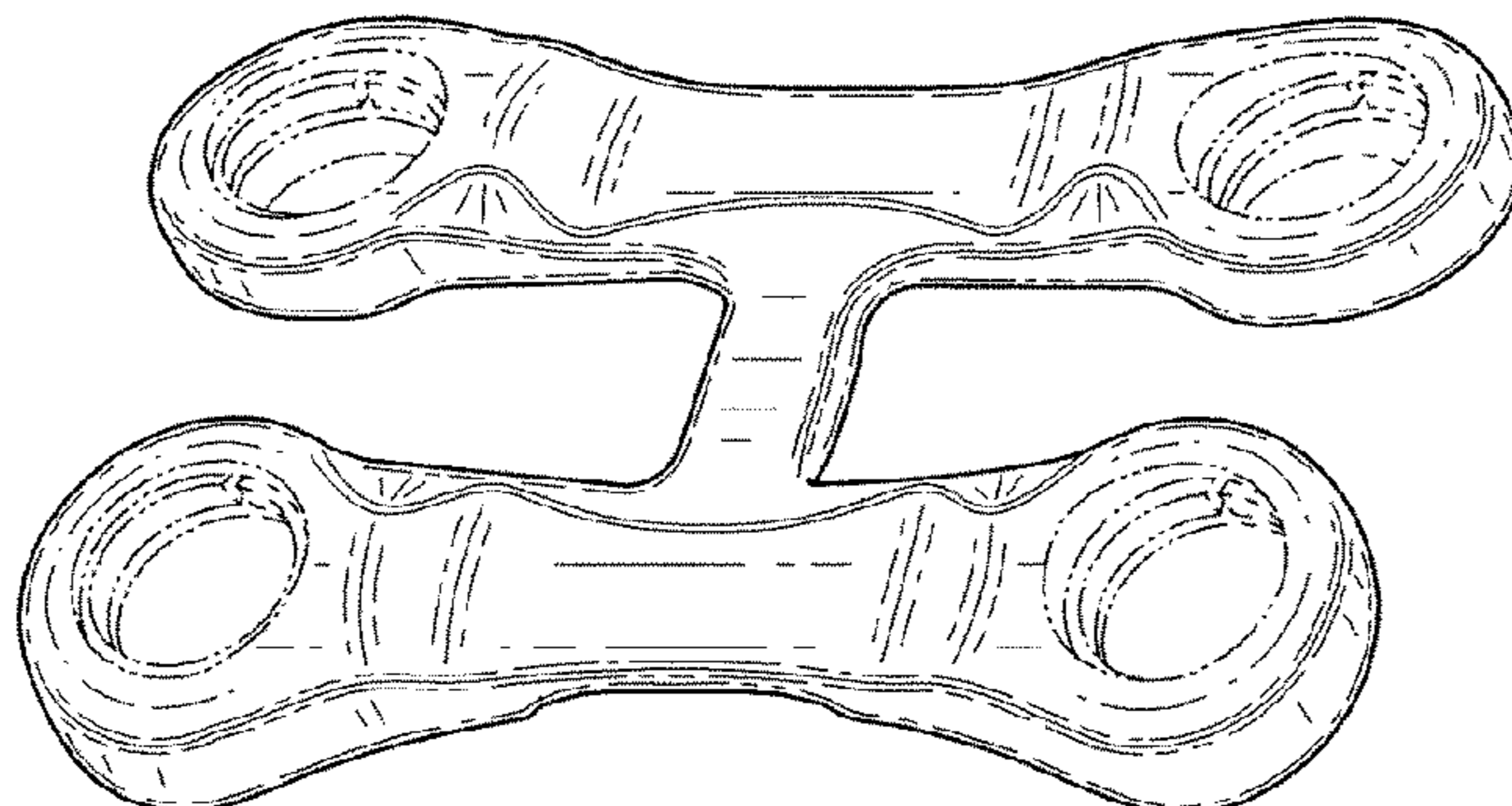


FIG. 1

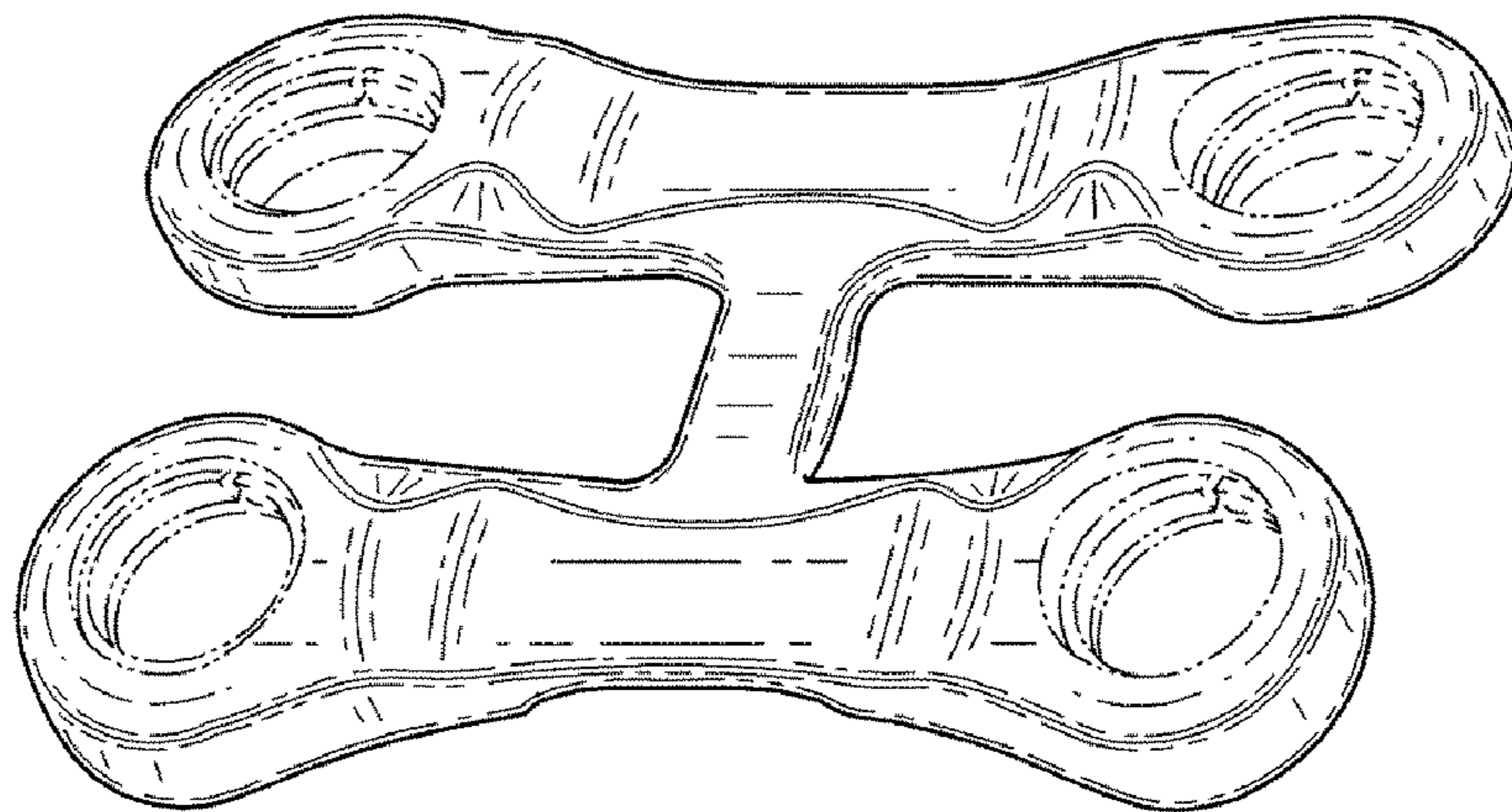


FIG. 2

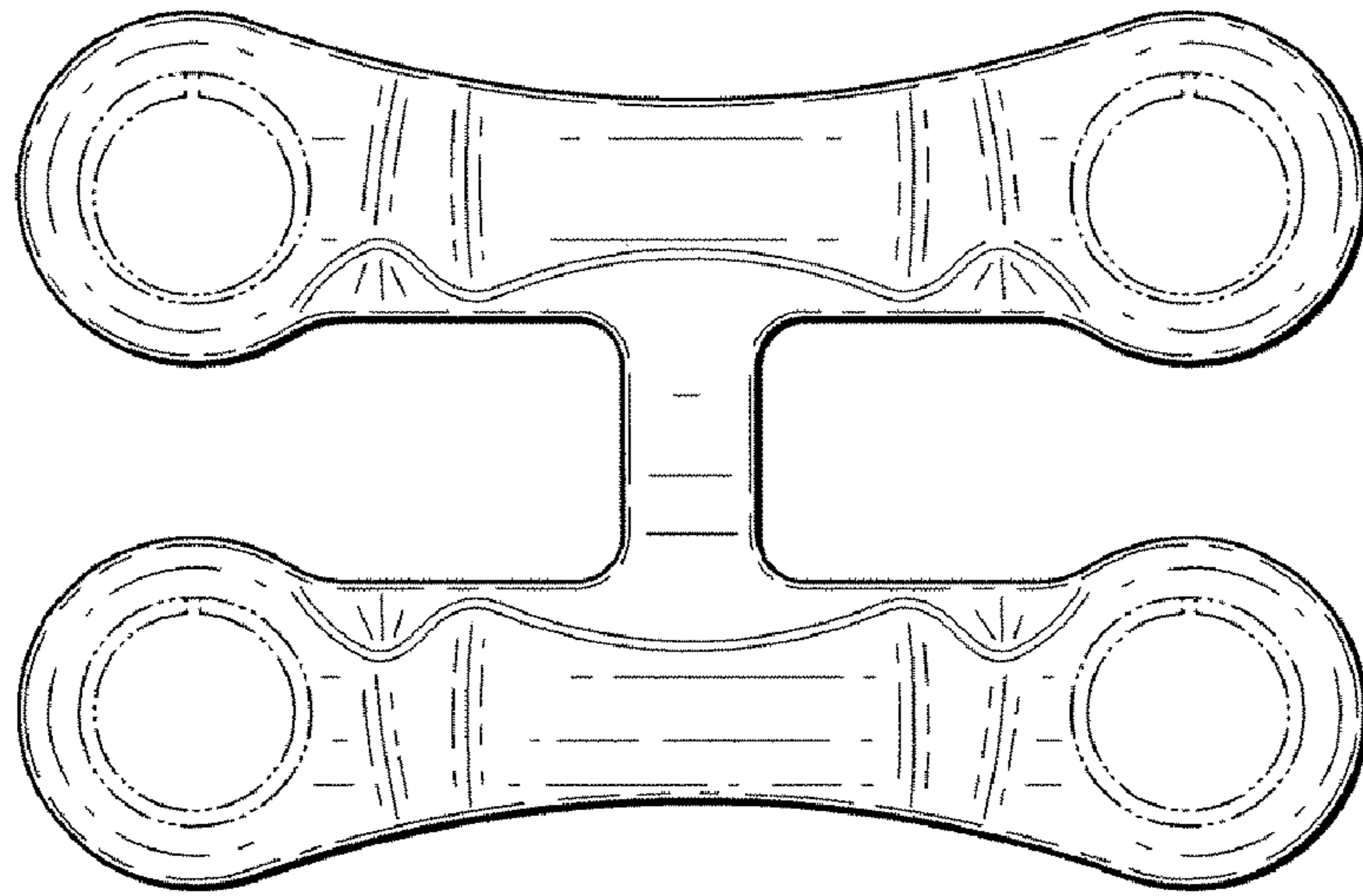


FIG. 3

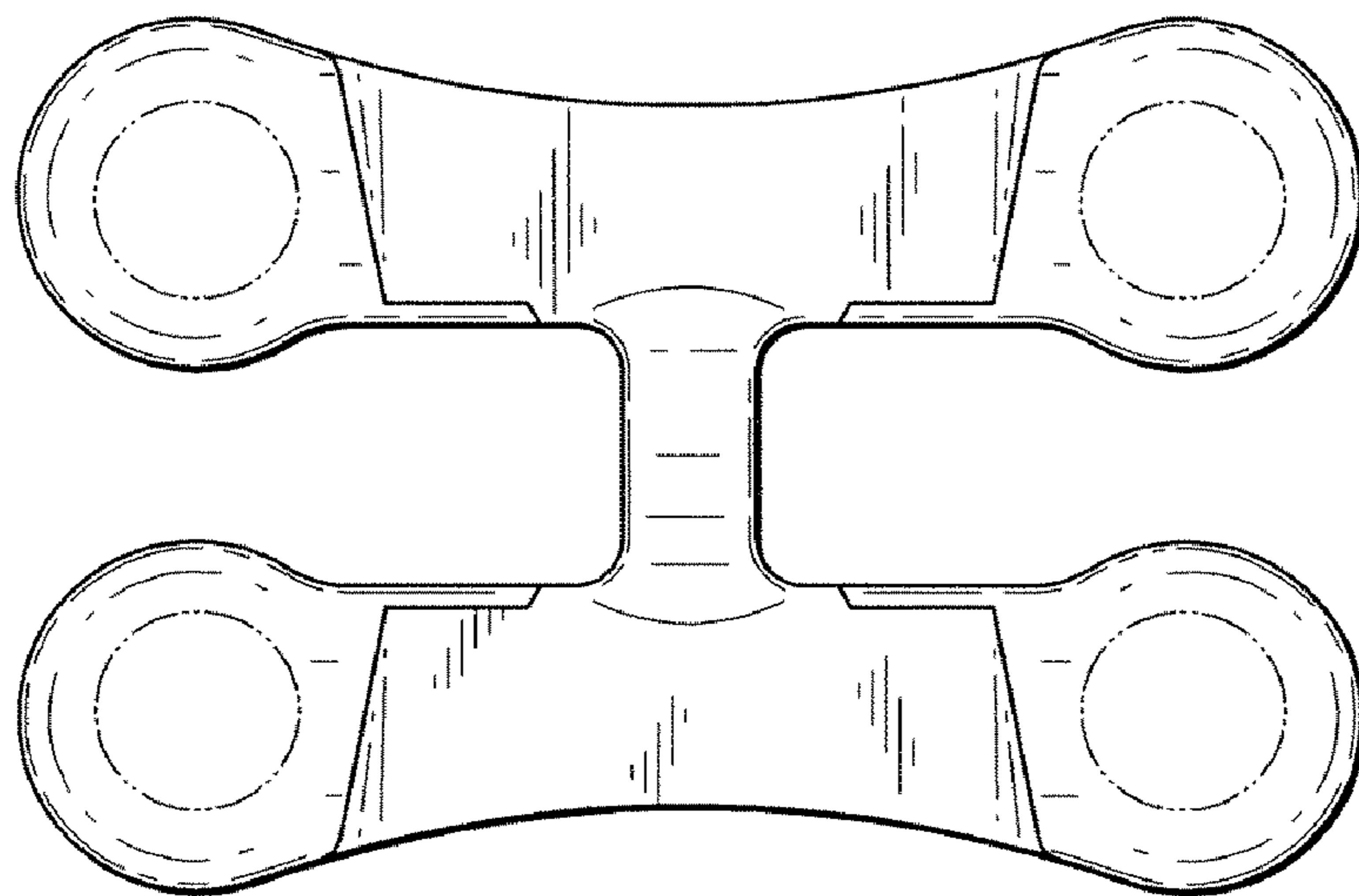


FIG. 4

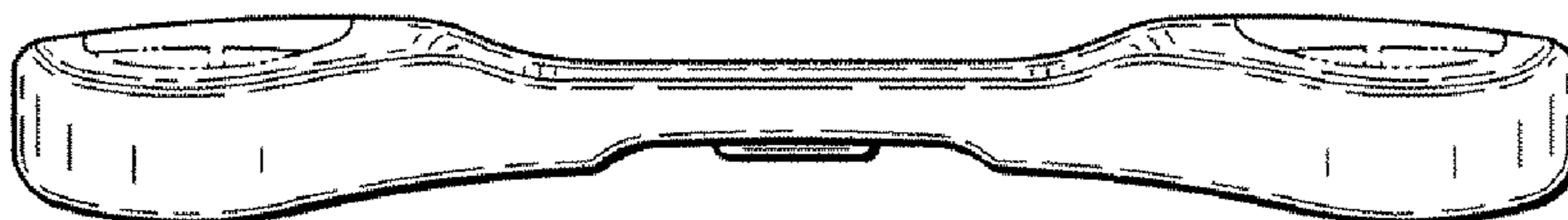


FIG. 5

