



US00D581518S

(12) **United States Design Patent**
Koury et al.

(10) **Patent No.:** **US D581,518 S**
(45) **Date of Patent:** **** Nov. 25, 2008**

(54) **GRILLE FOR A CEILING VENTILATING FAN**

(75) Inventors: **Steffen Koury**, Everett, MA (US); **Paul Metaxatos**, Swampscott, MA (US); **Hiroshi Miyake**, Kadoma (JP)

(73) Assignee: **Panasonic Corporation**, Kadoma-shi (JP)

(**) Term: **14 Years**

(21) Appl. No.: **29/283,217**

(22) Filed: **Aug. 8, 2007**

(51) **LOC (8) Cl.** **23-04**

(52) **U.S. Cl.** **D23/412**

(58) **Field of Classification Search** D23/370,
D23/411, 412, 351, 393, 385, 388; 454/349,
454/354; D25/153, 155

See application file for complete search history.

(56) **References Cited**

U.S. PATENT DOCUMENTS

D222,166 S	*	10/1971	Solomon	D7/612
D374,927 S		10/1996	Chabot		
D387,859 S	*	12/1997	Ukai et al.	D23/371
D426,292 S	*	6/2000	Nanjo	D23/351
D433,116 S	*	10/2000	Han et al.	D23/393
D448,462 S		9/2001	Nanjo		
D541,927 S	*	5/2007	Yamanaka et al.	D23/388

FOREIGN PATENT DOCUMENTS

CN	3441336 S	4/2005
CN	3441337 S	4/2005
JP	D757357 S	3/1989

JP	D789394 S	6/1990
JP	D789418 S	6/1990
JP	D822967 S	11/1991
JP	D983594 S	6/1997
JP	D983595 S	6/1997
JP	D983615 S	7/1997
JP	D1092515 S	12/2000
JP	D1124777 S	10/2001
JP	D1193431 S	1/2004

* cited by examiner

Primary Examiner—Lisa P Lichtenstein

(74) *Attorney, Agent, or Firm*—Christensen O'Connor Johnson Kindness PLLC

(57) **CLAIM**

The ornamental design for a grille for a ceiling ventilating fan, as shown and described.

DESCRIPTION

FIG. 1 is a perspective view of the top, front and left side of a grille for a ceiling ventilating fan showing our new design;

FIG. 2 is a front view thereof;

FIG. 3 is a left side view thereof;

FIG. 4 is a right side view thereof;


FIG. 5 is a top plan view thereof;

FIG. 6 is a bottom view thereof; and,

FIG. 7 is a rear view thereof.

The broken line showing of portions of the grill is for the purpose of illustrating environmental structure and forms no part of the claimed design.

1 Claim, 4 Drawing Sheets






Fig. 1.




Fig. 2.

Fig.3.



Fig.4.


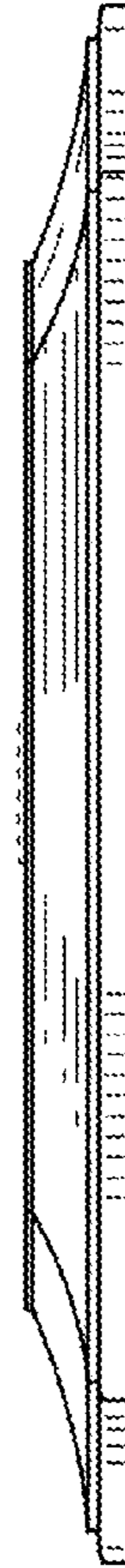


Fig.5.




Fig.6.




Fig. 7.