



US00D581508S

(12) **United States Design Patent**
Miyake et al.

(10) **Patent No.:** **US D581,508 S**
(45) **Date of Patent:** **** Nov. 25, 2008**

(54) **CEILING RECESSED TYPE VENTILATING FAN**

JP D1125541 11/2001
JP D1125542 11/2001
JP D1193955 1/2004

(75) Inventors: **Hiroshi Miyake**, Kadoma (JP);
Nobuyuki Mase, Kadoma (JP)

OTHER PUBLICATIONS

(73) Assignee: **Matsushita Electric Industrial Co., Ltd.**, Osaka (JP)

Miyake et al, U.S. Patent Application entitled "Ceiling Recessed Type Ventilating Fan", U.S. Appl. No. 29/296,729, filed Oct. 26, 2007.

Miyake et al, U.S. Patent Application entitled "Ceiling Recessed Type Ventilating Fan", U.S. Appl. No. 29/296,730, filed Oct. 26, 2007.

(**) Term: **14 Years**

Broan-NuTone, LLC, "NuTone—Ventilation Fans, Heating Products, Attic/Whole-house Ventilation", NuTone, Inc. *Brochure*, 2005, 3 pages.

(21) Appl. No.: **29/296,728**

* cited by examiner

(22) Filed: **Oct. 26, 2007**

(51) **LOC (8) Cl.** **23-04**

Primary Examiner—Lisa Lichtenstein

(52) **U.S. Cl.** **D23/371**

(74) *Attorney, Agent, or Firm*—Brinks Hofer Gilson & Lione

(58) **Field of Classification Search** D23/371,
D23/385, 370, 393; 454/349, 354, 355
See application file for complete search history.

(57) **CLAIM**

(56) **References Cited**

We claim the ornamental design for a ceiling recessed type ventilating fan, as shown and described.

U.S. PATENT DOCUMENTS

DESCRIPTION

D180,727 S	8/1957	Bourner	
D287,888 S	1/1987	Castor et al.	
D372,775 S	8/1996	Schuler	
D374,927 S	10/1996	Chabot	
D378,698 S	4/1997	Ukai et al.	
D457,232 S	5/2002	Miura	
D457,616 S	5/2002	Yamanaka et al.	
D490,147 S	5/2004	Miura	
D510,432 S *	10/2005	Bargiel D23/412
D510,996 S	10/2005	Vladika	
D535,431 S	1/2007	Roland	
D535,433 S	1/2007	Craw et al.	
D543,270 S	5/2007	Miura et al.	

FIG. 1 is a front perspective view of a ceiling recessed type ventilating fan of the present invention;

FIG. 2 is a front view thereof;

FIG. 3 is a top view thereof;

FIG. 4 is a bottom view thereof;

FIG. 5 is a first side view thereof; and,

FIG. 6 is a second side view thereof.

The broken line showing of the rear portion of a ceiling recessed type ventilating fan is included for the purpose of illustrating environmental structure and forms no part of the claimed design.

FOREIGN PATENT DOCUMENTS

CN 3506986D 2/2006

1 Claim, 5 Drawing Sheets

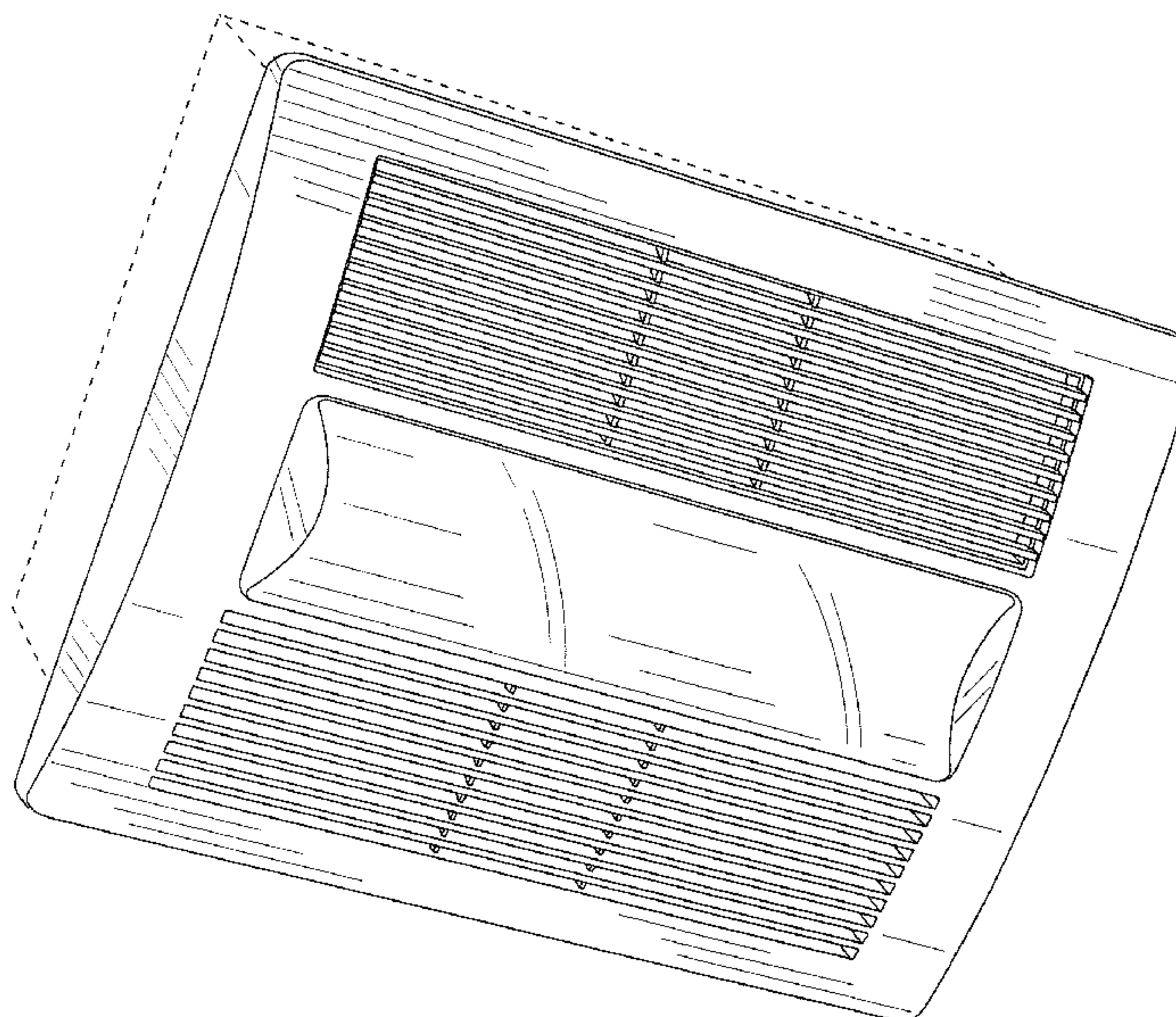


FIG. 1

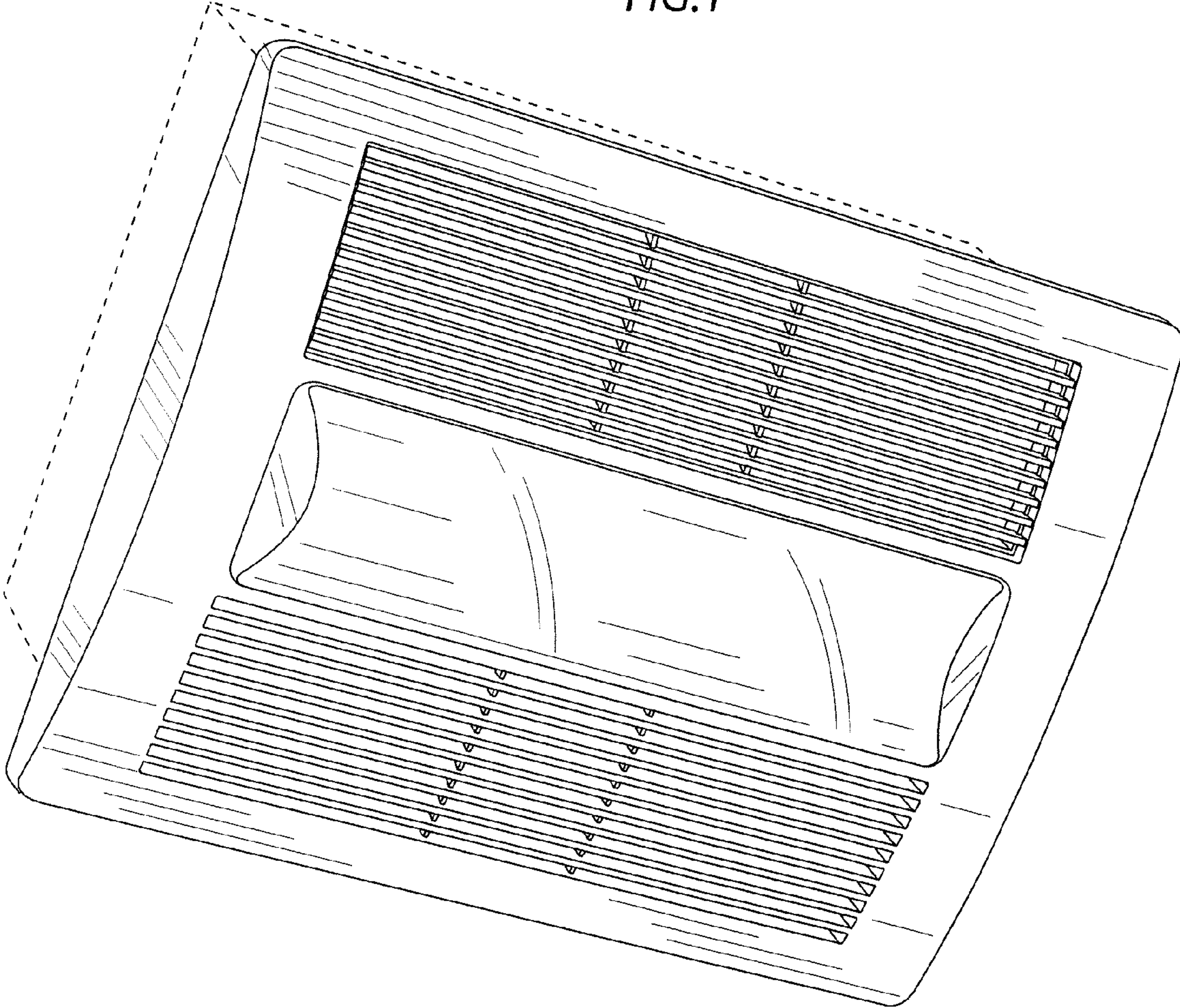


FIG.2

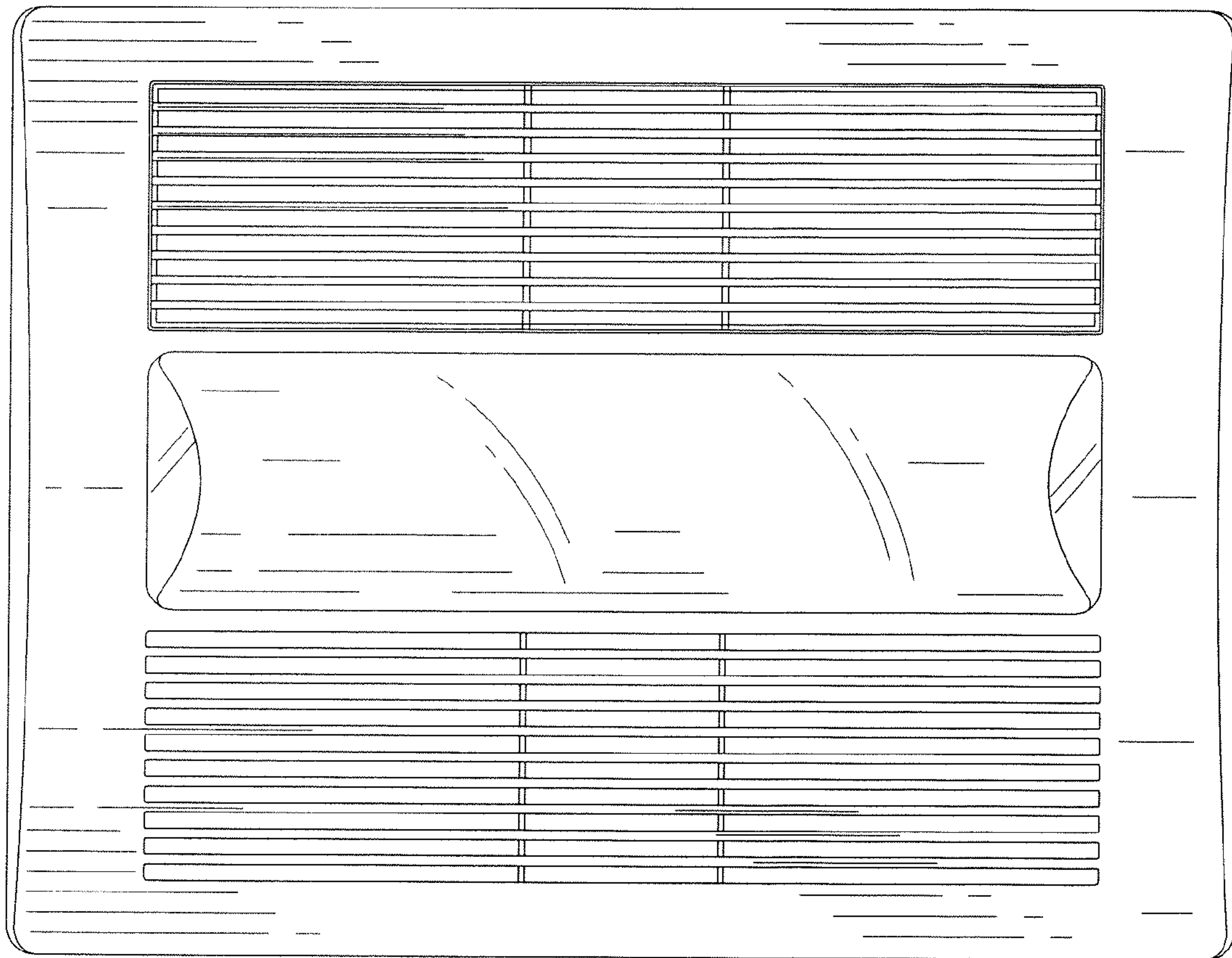


FIG.3

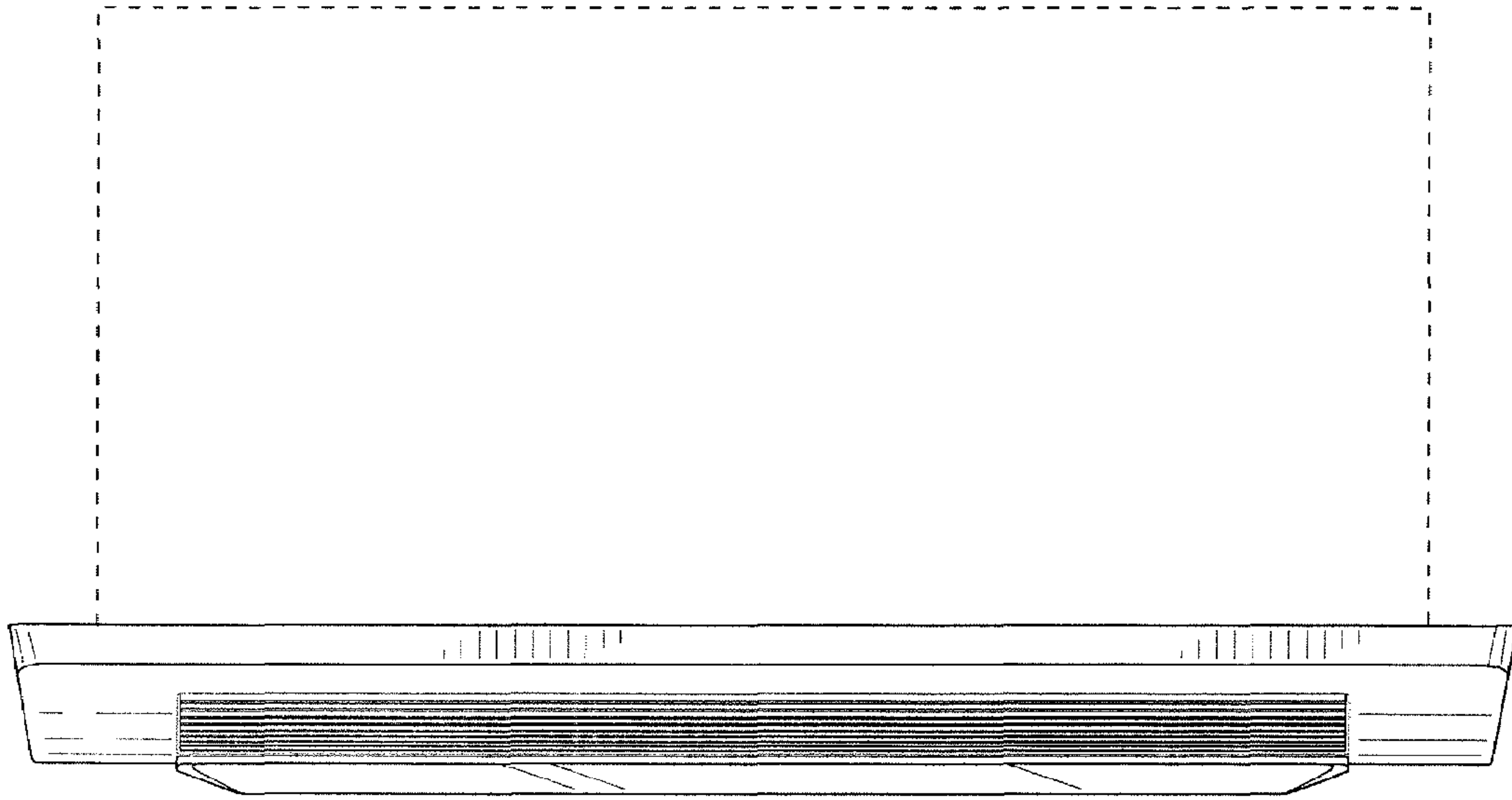


FIG.4

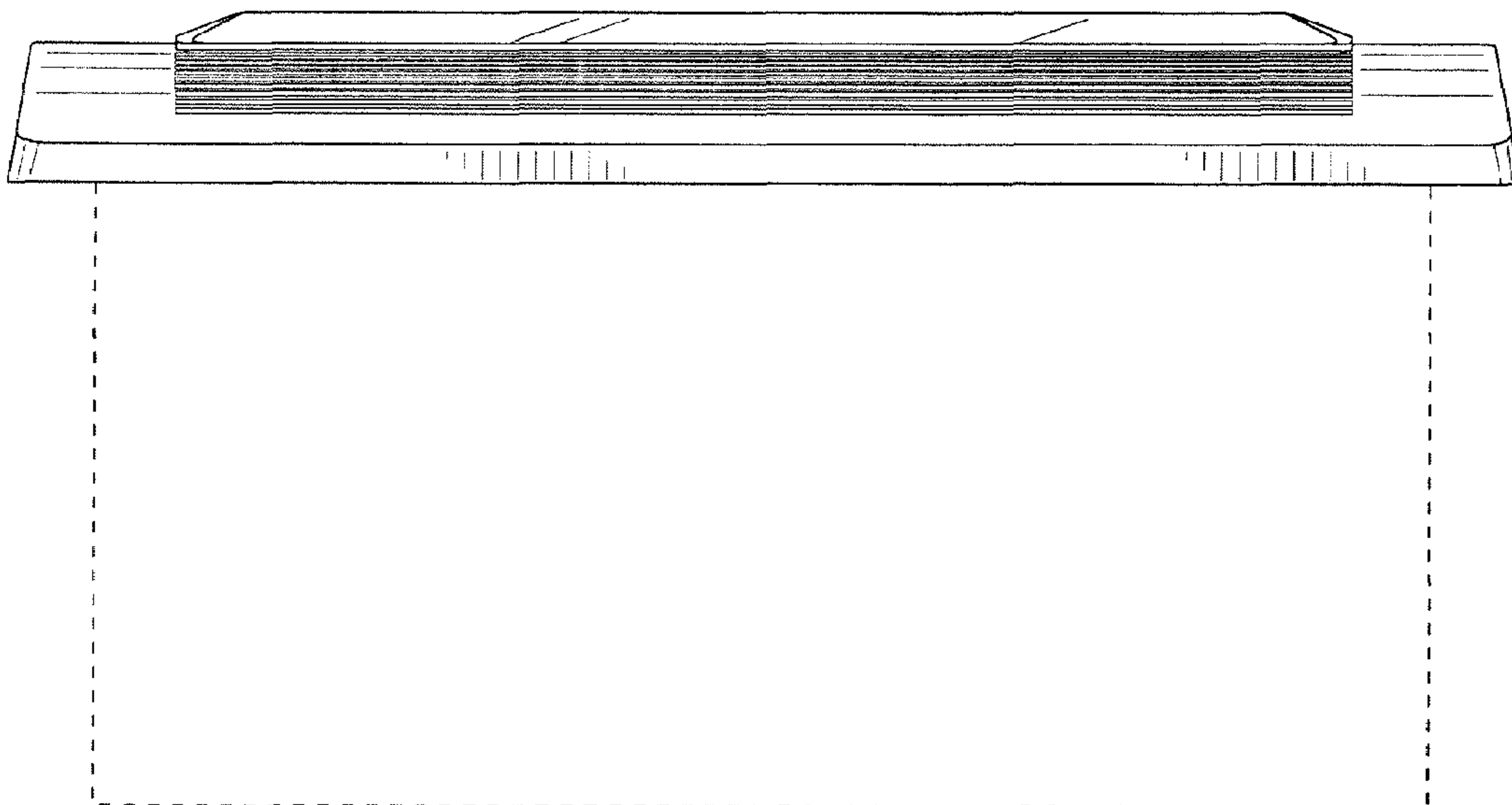


FIG.5

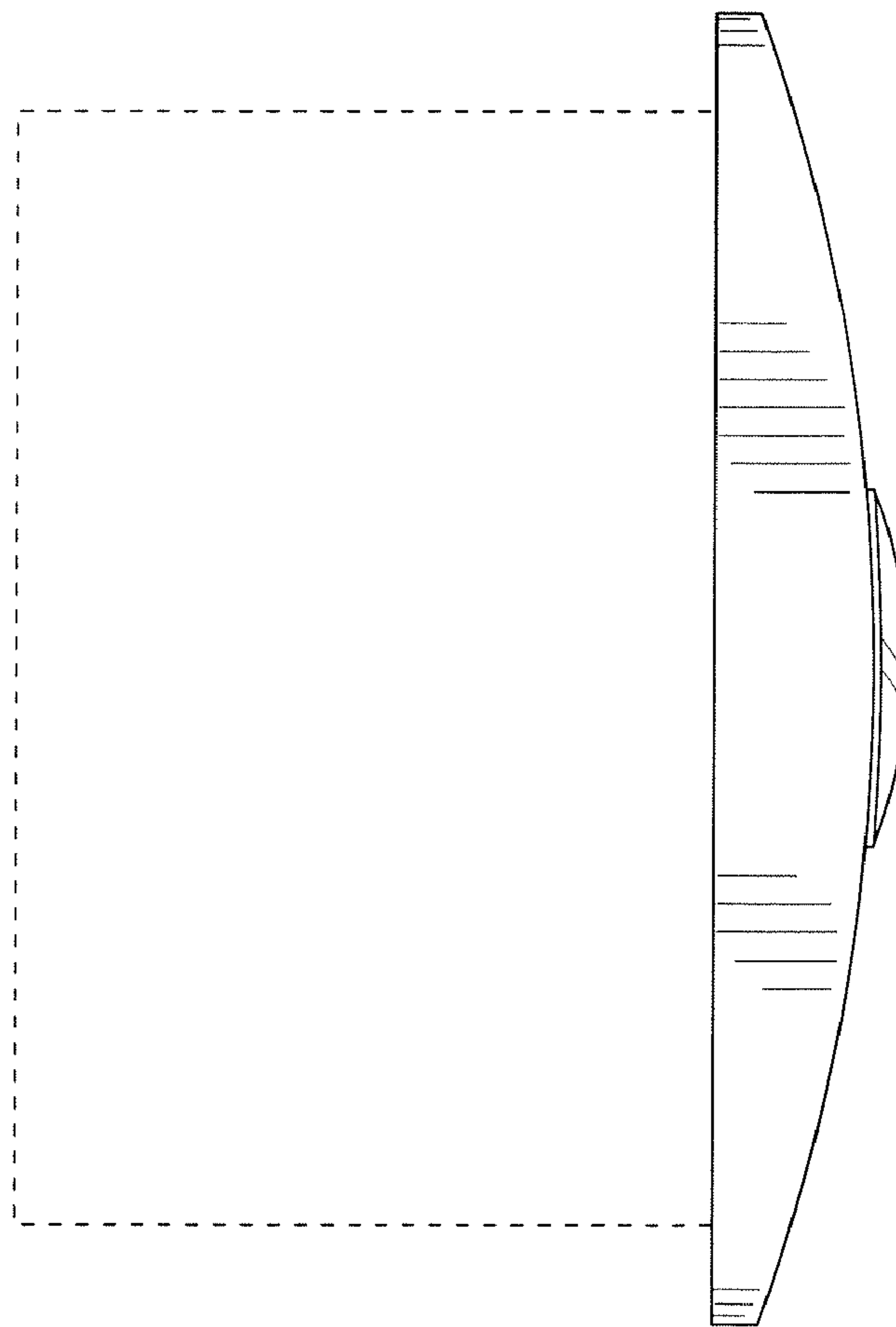


FIG.6

