



US00D581504S

(12) **United States Design Patent**
Nakamura et al.

(10) **Patent No.:** **US D581,504 S**

(45) **Date of Patent:** **** Nov. 25, 2008**

(54) **AIR CONDITIONER**

(75) Inventors: **Junji Nakamura**, Kusatsu (JP);
Kouichirou Seki, Kusatsu (JP);
Kentarou Niki, Kusatsu (JP); **Yuuichi**
Murai, Kusatsu (JP)

(73) Assignee: **Daikin Industries Ltd.**, Osaka-Shi,
Osaka (JP)

(**) Term: **14 Years**

(21) Appl. No.: **29/292,818**

(22) Filed: **Oct. 30, 2007**

(30) **Foreign Application Priority Data**

Jun. 22, 2007 (JP) 2007-016770

(51) **LOC (8) Cl.** **23-04**

(52) **U.S. Cl.** **D23/351**

(58) **Field of Classification Search** D23/351-354;
312/236; 62/259.1, 259.4, 262-263, 304;
454/330-331, 349-350

See application file for complete search history.

(56) **References Cited**

U.S. PATENT DOCUMENTS

D368,305 S * 3/1996 Shigenari et al. D23/351
D417,910 S * 12/1999 Nonaka D23/351
D420,116 S * 2/2000 Kobayashi D23/351
D426,626 S * 6/2000 Nonaka D23/351
D439,317 S * 3/2001 Kobayashi D23/351

D446,292 S * 8/2001 Asakura et al. D23/351
D448,073 S * 9/2001 Wakasa D23/351
D449,095 S * 10/2001 Yanagida et al. D23/351
D450,823 S * 11/2001 Kobayashi D23/351
D451,586 S * 12/2001 Oya et al. D23/351
D454,188 S * 3/2002 Nonaka D23/351
D465,016 S * 10/2002 Nanjo et al. D23/351
D487,142 S * 2/2004 Yoo D23/351

* cited by examiner

Primary Examiner—Brian N Vinson

(74) *Attorney, Agent, or Firm*—Manabu Kanesaka

(57) **CLAIM**

The ornamental design for an air conditioner, as shown and described.

DESCRIPTION

FIG. 1 is a perspective view of an air conditioner showing our new design;

FIG. 2 is a front view thereof;

FIG. 3 is a rear view thereof;

FIG. 4 is a plan view thereof;

FIG. 5 is a bottom view thereof;

FIG. 6 is a right side view thereof;

FIG. 7 is a left side view thereof; and,

FIG. 8 is a sectional view thereof taken along line 8—8 in FIG. 2.

1 Claim, 4 Drawing Sheets

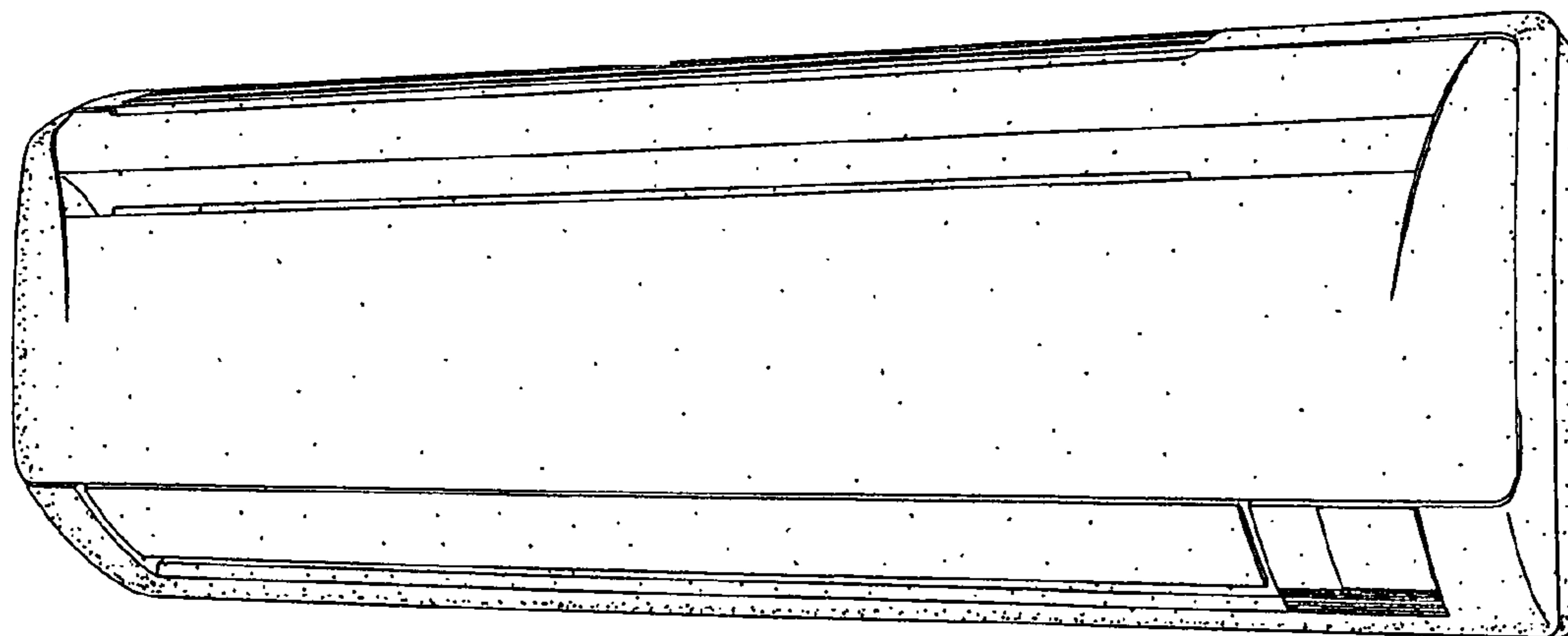


Fig. 1

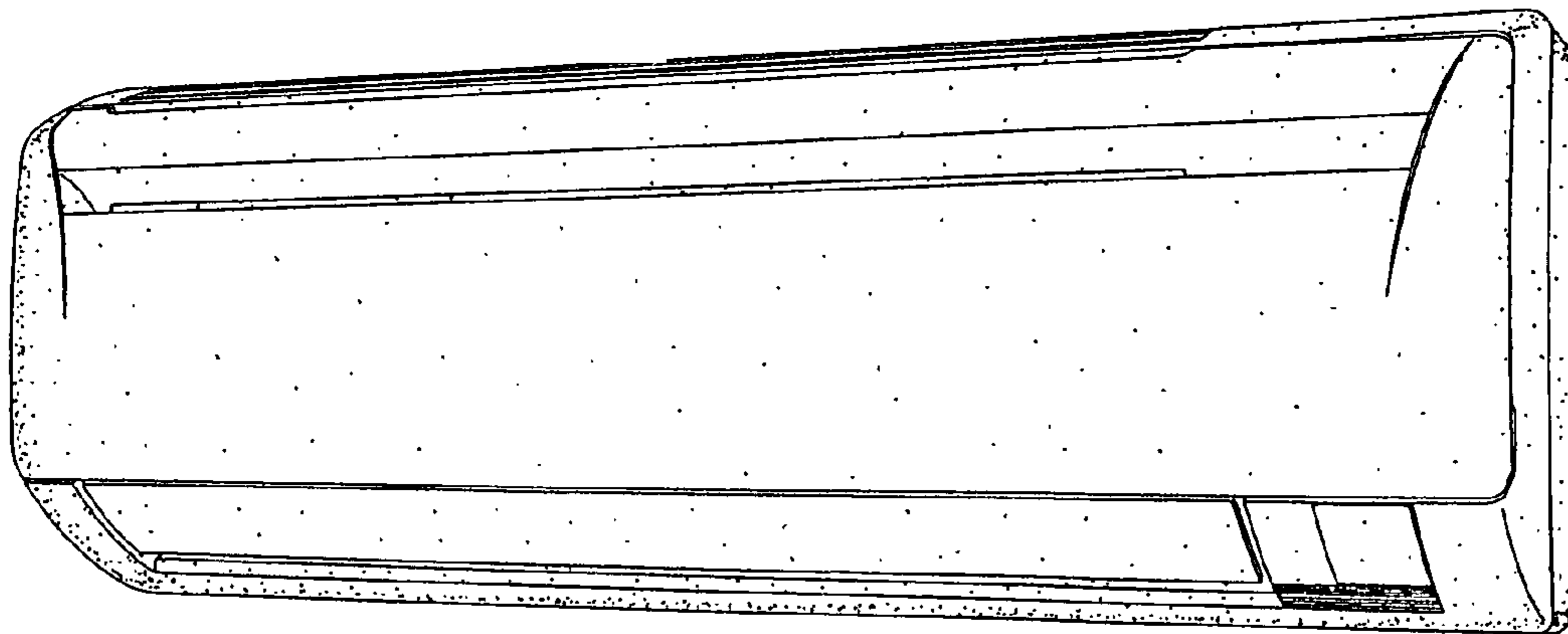
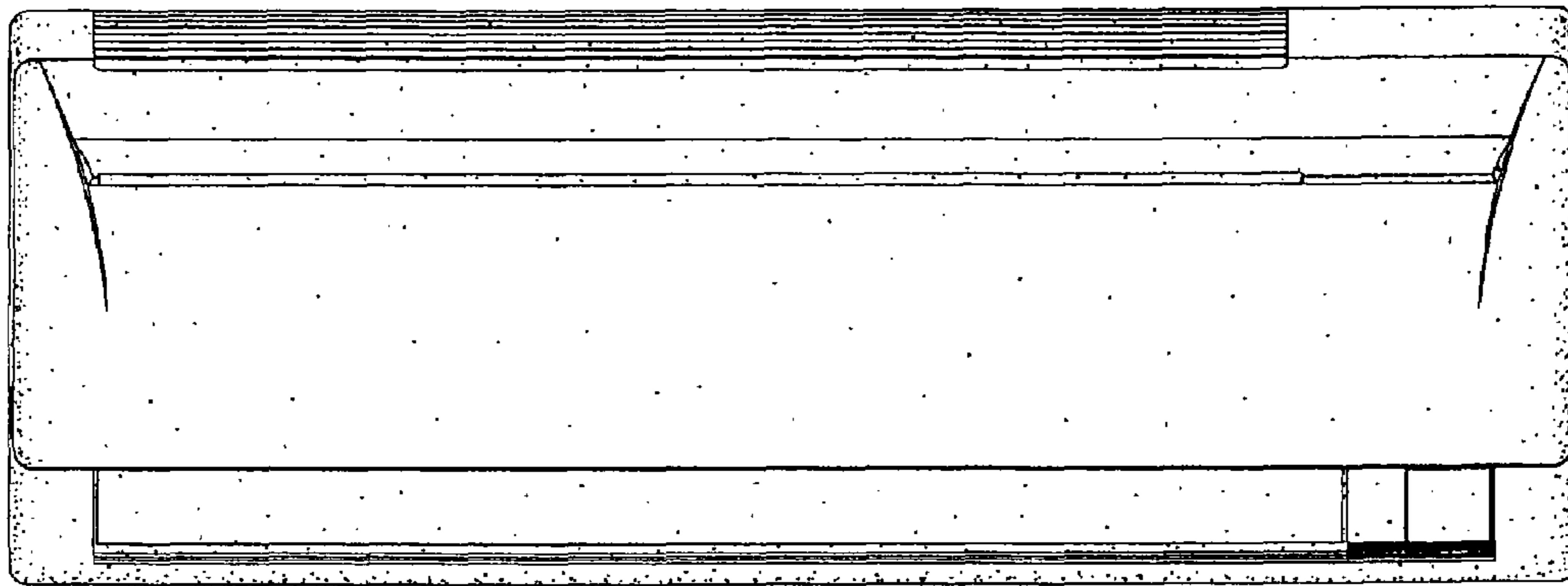


Fig. 2

8 ↗



8 ↖

Fig. 3




Fig. 4

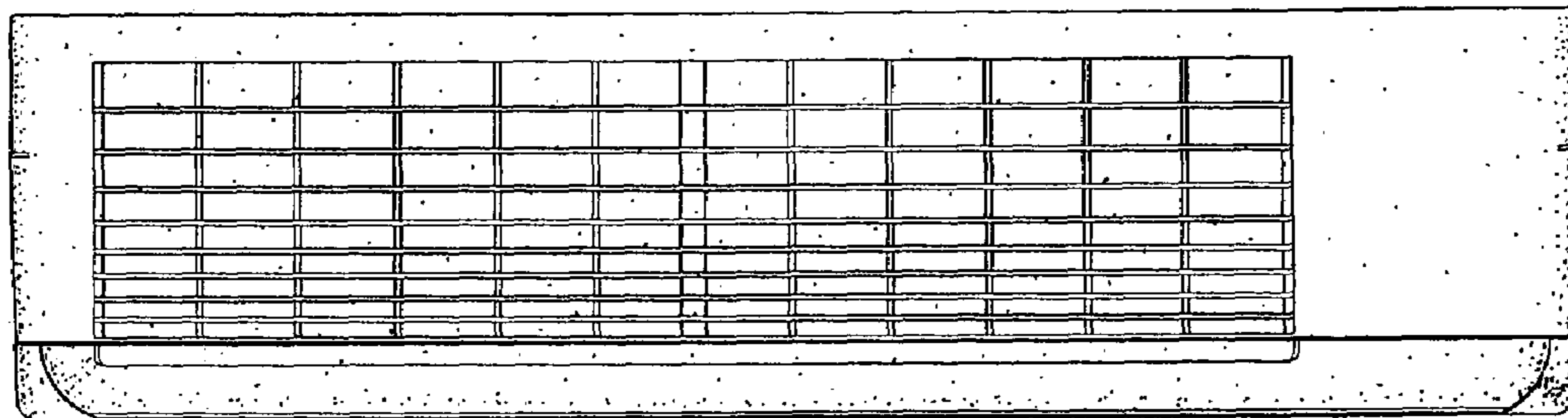


Fig. 5

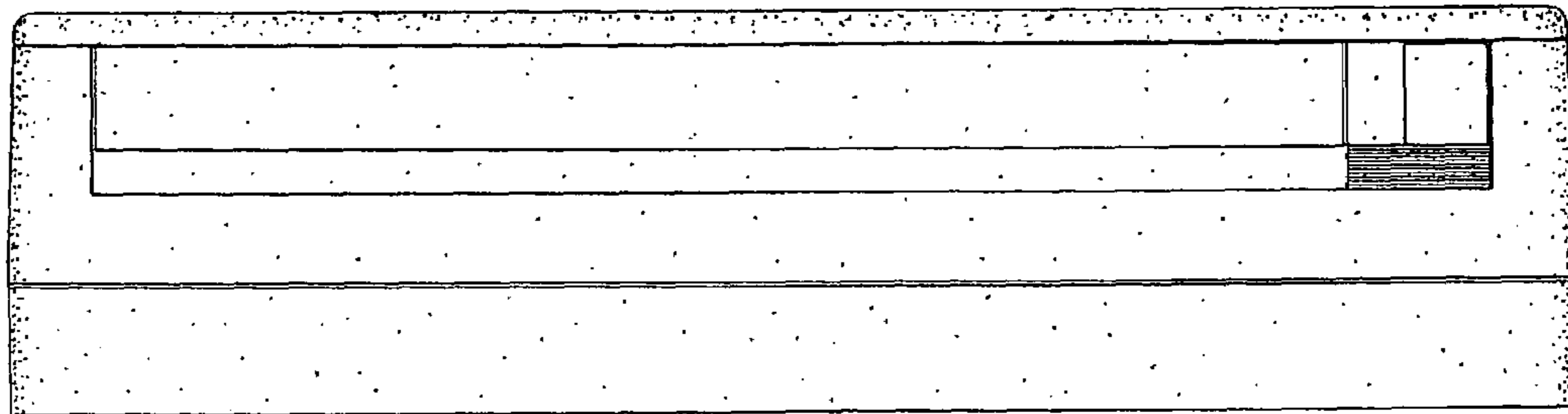


Fig. 6

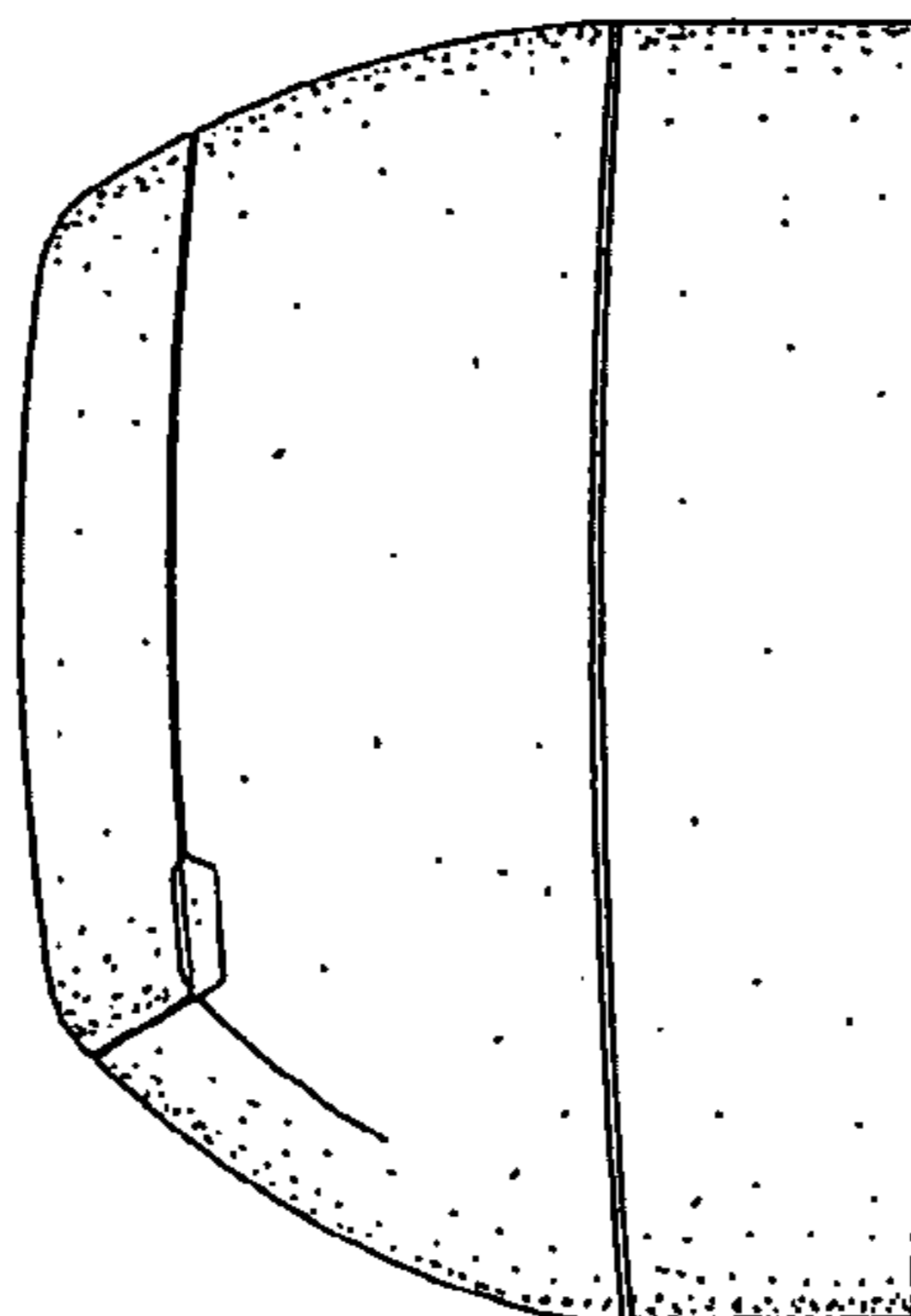


Fig. 7

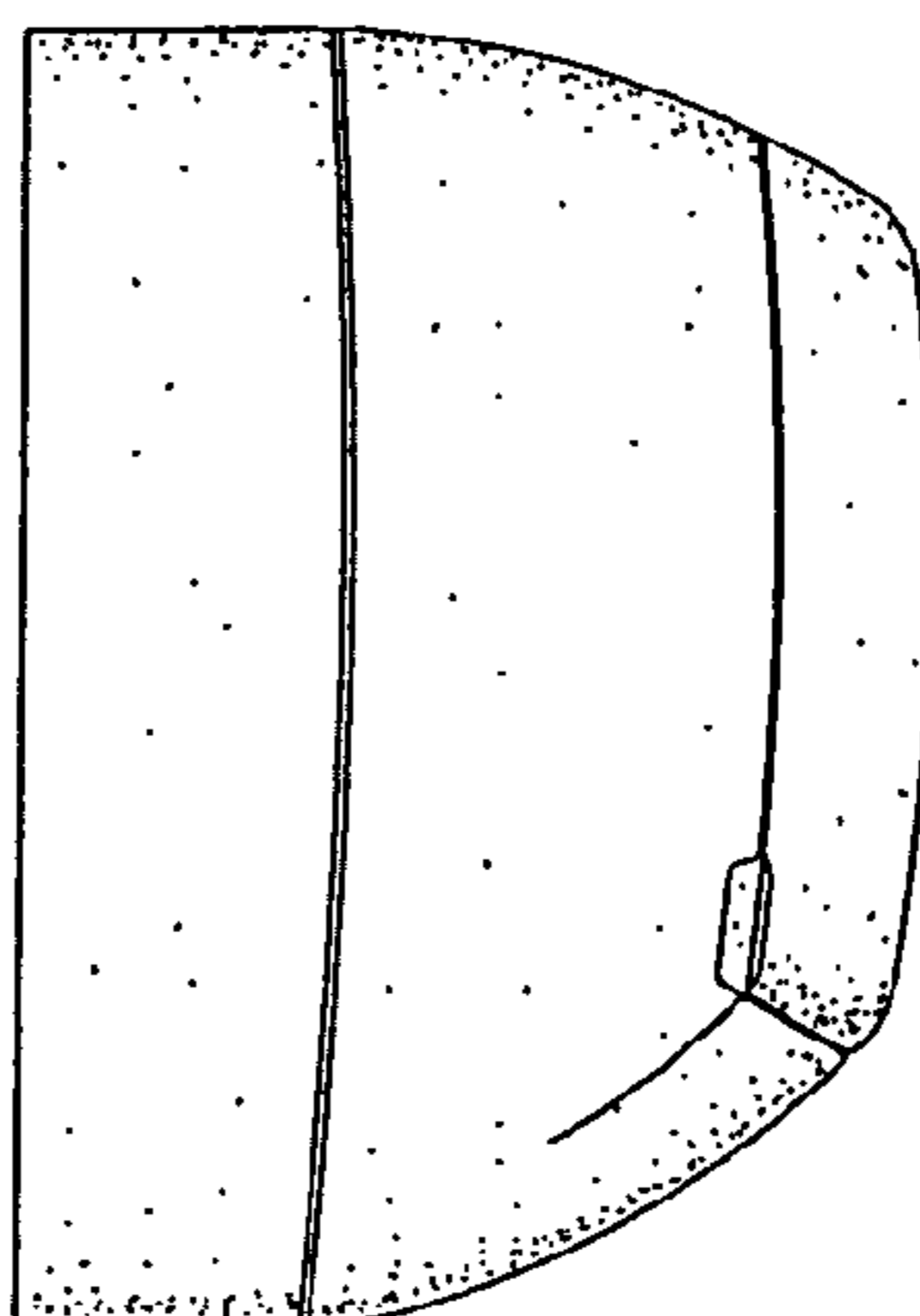


Fig. 8

