

US00D581472S

(12) **United States Design Patent**
Graves

(10) **Patent No.:** **US D581,472 S**

(45) **Date of Patent:** **** Nov. 25, 2008**

(54) **GOLF PUTTER**

(76) **Inventor:** **Walter H. Graves**, 3251 Lyndon Dr.,
Little River, SC (US) 29566

(**) **Term:** **14 Years**

(21) **Appl. No.:** **29/292,037**

(22) **Filed:** **Sep. 26, 2007**

(51) **LOC (8) Cl.** **21-02**

(52) **U.S. Cl.** **D21/738; D21/793**

(58) **Field of Classification Search** D21/736-746,
D21/789, 793; 473/324-331, 340-341, 286,
473/408

See application file for complete search history.

(56) **References Cited**

U.S. PATENT DOCUMENTS

622,024	A *	3/1899	Shaw	15/112
D256,524	S *	8/1980	Elliott	D32/47
4,799,684	A	1/1989	Rango	
D300,760	S *	4/1989	Krokus, Sr.	D21/793
4,951,951	A *	8/1990	Meyer	473/286
4,955,609	A *	9/1990	Kassen	473/286
D331,091	S *	11/1992	Naples	D21/793
D361,355	S *	8/1995	Hummer	D21/793
D390,903	S *	2/1998	Fleming	D21/793
5,765,647	A *	6/1998	Hood	172/371
5,779,558	A	7/1998	Britton	
D396,909	S *	8/1998	Carter	D21/789
D410,269	S *	5/1999	Byrd	D21/793
6,095,935	A	8/2000	Gooselaw et al.	
6,176,792	B1	1/2001	Tate	

D439,626	S *	3/2001	Lindsey	D21/793
6,447,407	B1 *	9/2002	Caldwell	473/408
6,517,445	B1 *	2/2003	O'Neill	473/226
D471,612	S *	3/2003	Chandler	D21/793
6,758,762	B2	7/2004	Markwood	
6,964,619	B1 *	11/2005	Mejia	473/286
D529,976	S *	10/2006	King	D21/793
7,153,218	B1	12/2006	Elkin	
2004/0038755	A1	2/2004	Laux et al.	
2006/0025230	A1	2/2006	Zeuch	

* cited by examiner

Primary Examiner—Mitchell I Siegel

(74) *Attorney, Agent, or Firm*—P. Jeff Martin; The McGougan Law Firm, LLC

(57) **CLAIM**

The ornamental design for a golf putter, as shown and described.

DESCRIPTION

FIG. 1 is a front perspective view of a golf putter showing my new design;

FIG. 2 is a right side view thereof;

FIG. 3 is a left side view thereof;


FIG. 4 is a front view thereof;

FIG. 5 is a rear view thereof;

FIG. 6 is a top view thereof; and,

FIG. 7 is a bottom view thereof.

1 Claim, 2 Drawing Sheets



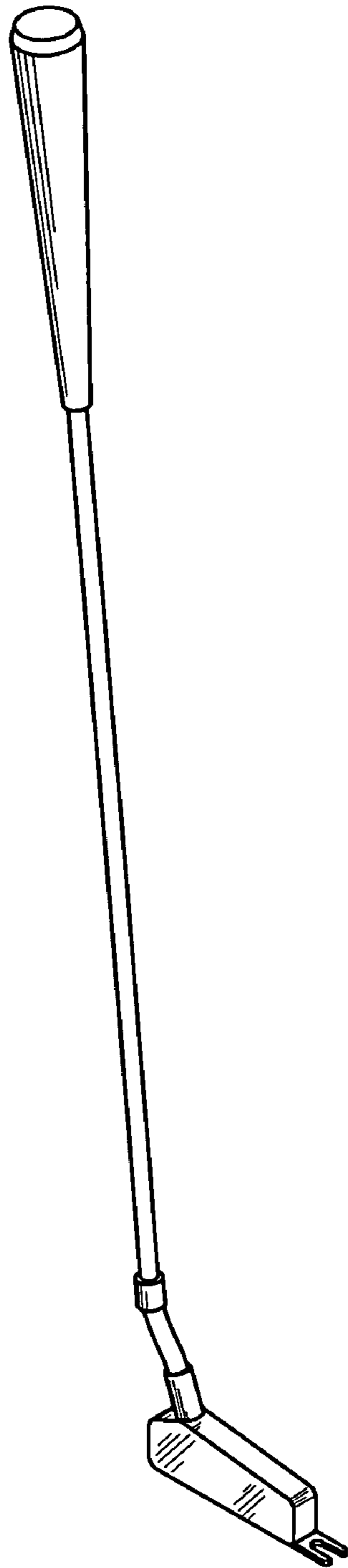


Fig. 1




Fig. 2

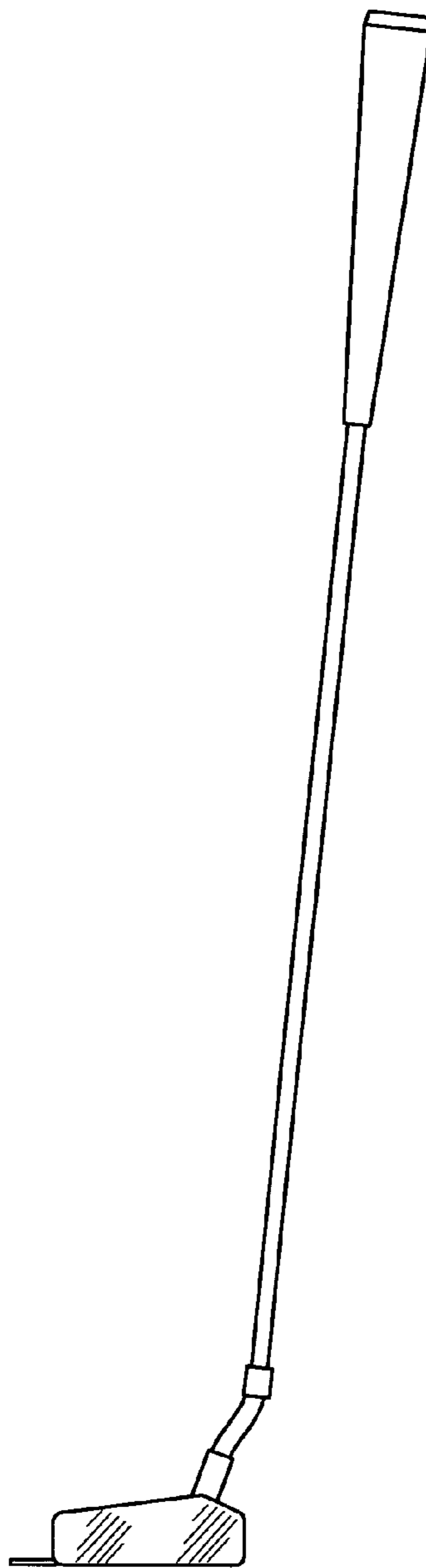


Fig. 3

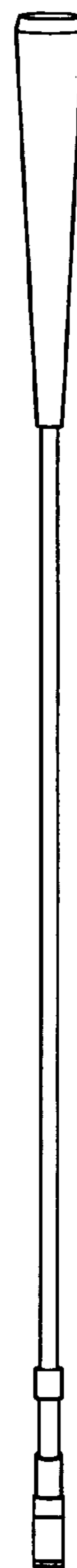


Fig. 4

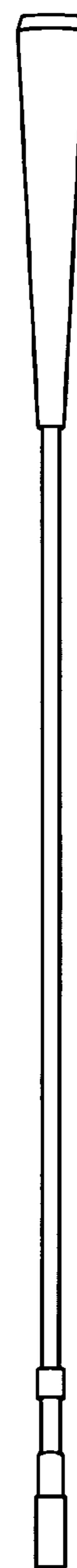


Fig. 5



Fig. 6

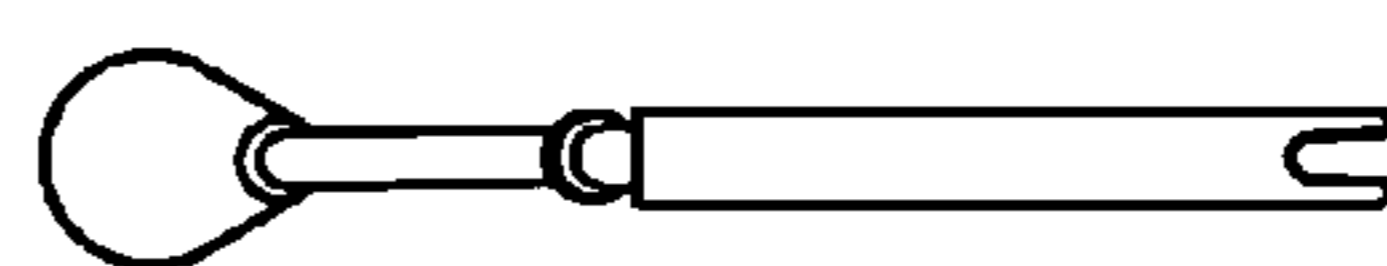


Fig. 7