



US00D581463S

(12) **United States Design Patent**
Mouclier

(10) **Patent No.:** **US D581,463 S**
(45) **Date of Patent:** **** Nov. 25, 2008**

(54) **PEN CAP**
(75) Inventor: **Jean Mouclier**, Montmorency (FR)
(73) Assignee: **Cartier Creation Studio, S.A.**, Geneva (CH)

D500,080 S * 12/2004 Katami D19/43
D502,216 S * 2/2005 Chen D19/36
D525,301 S * 7/2006 Katami D19/43
D532,044 S * 11/2006 Katami D19/43
D535,698 S * 1/2007 Shibata D19/57
D564,586 S * 3/2008 Kwok D19/50

(**) Term: **14 Years**
(21) Appl. No.: **29/278,344**
(22) Filed: **Mar. 27, 2007**

* cited by examiner
Primary Examiner—Elizabeth A Albert
Assistant Examiner—Kelley A Donnelly
(74) *Attorney, Agent, or Firm*—Kalow & Springut, LLP

(30) **Foreign Application Priority Data**
Sep. 27, 2006 (EM) 00059554-0004
(51) **LOC (8) Cl.** **19-06**
(52) **U.S. Cl.** **D19/57**
(58) **Field of Classification Search** D19/35–36,
D19/41–51, 53–58, 81–85; 401/98, 202,
401/213, 243–247, 262
See application file for complete search history.

(57) **CLAIM**
The ornamental design for a pen cap, as shown and described.

(56) **References Cited**
U.S. PATENT DOCUMENTS
D215,042 S * 8/1969 Di Spirito D19/51
D260,407 S * 8/1981 Itoh D19/57
D409,660 S * 5/1999 Izushima D19/57
D480,421 S * 10/2003 Hui D19/43

DESCRIPTION
FIG. 1 is a top view of the pen cap.
FIG. 2 is a bottom view thereof.
FIG. 3 is a front view thereof.
FIG. 4 is a left side view thereof.
FIG. 5 is a right side view thereof; and,
FIG. 6 is a rear view thereof.
The broken line in FIG. 2 are for environmental purposes only and form no part of the claimed design.

1 Claim, 1 Drawing Sheet




FIG. 6

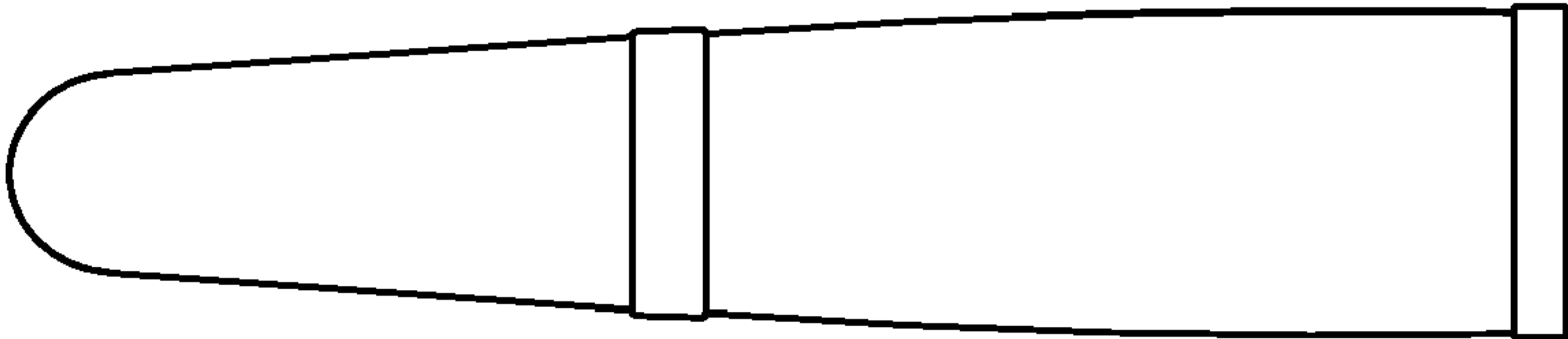


FIG. 5

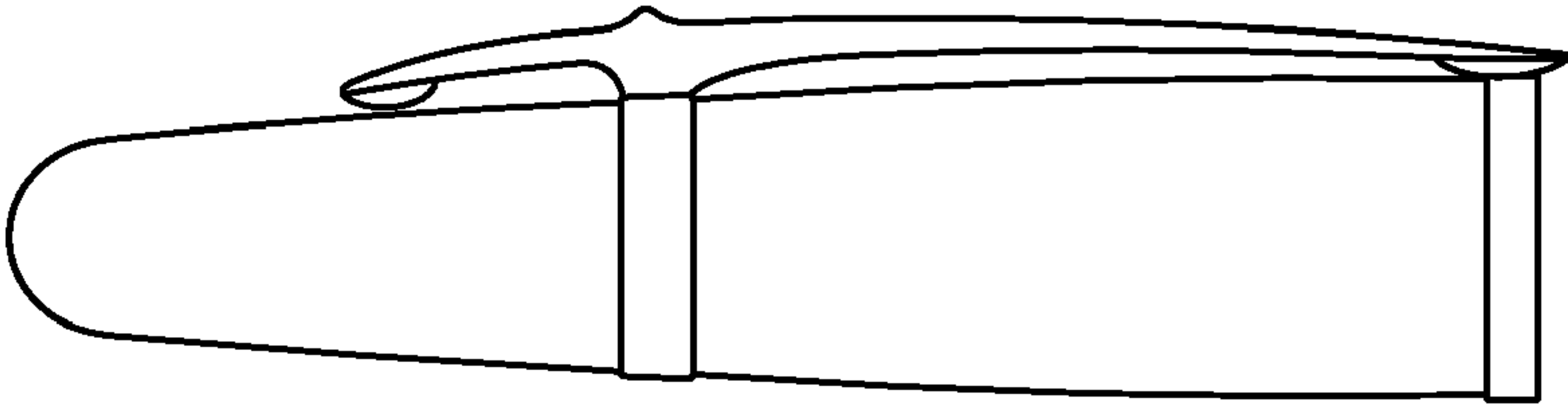


FIG. 4

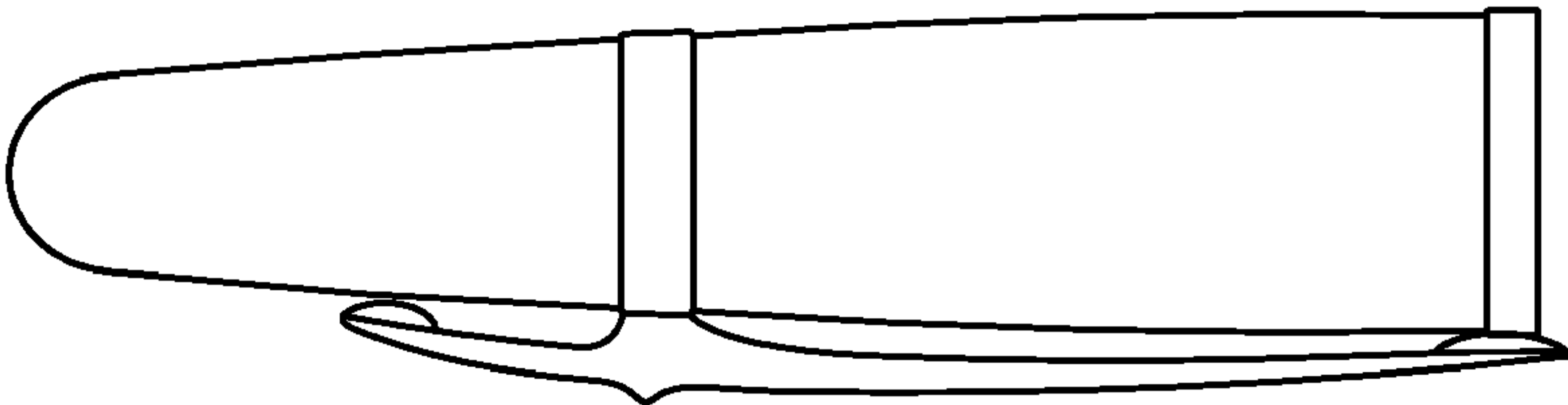


FIG. 3

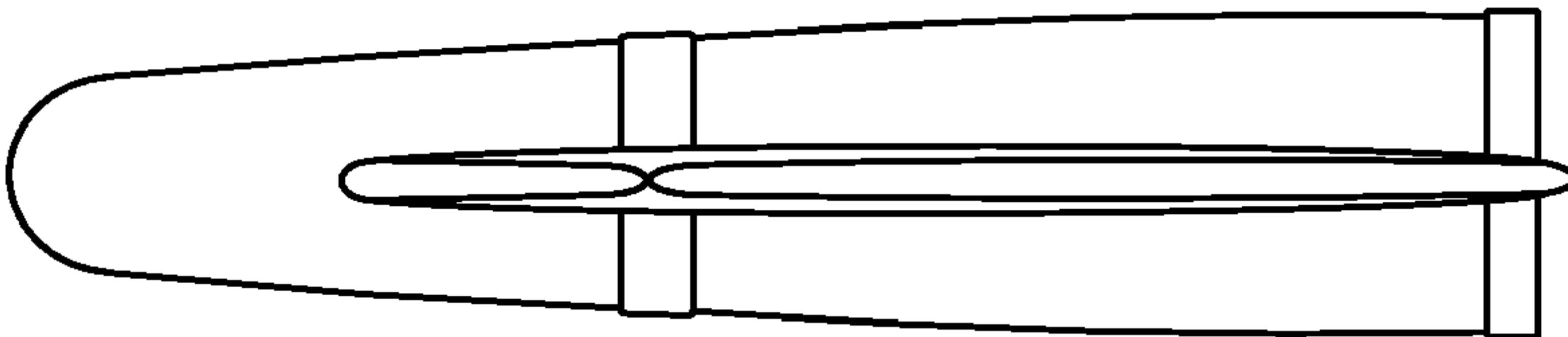


FIG. 1

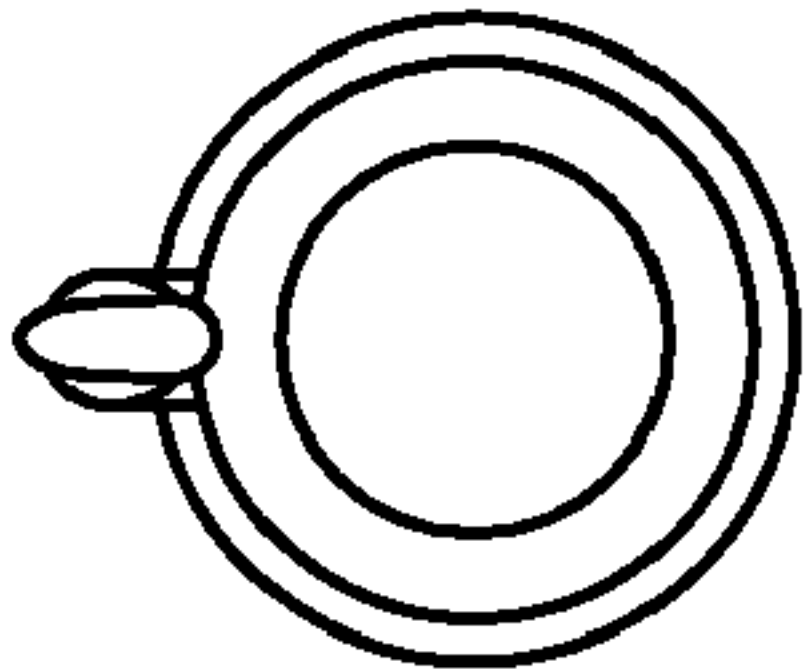


FIG. 2

