



US00D581453S

(12) **United States Design Patent**
Cetera

(10) **Patent No.:** **US D581,453 S**

(45) **Date of Patent:** **** Nov. 25, 2008**

(54) **CALCULATOR**

D535,335 S * 1/2007 Mandel D18/2

(75) Inventor: **Carl Cetera**, Tenafly, NJ (US)

OTHER PUBLICATIONS

(73) Assignee: **Cotapaxi Custom Design and Manufacturing, LLC**, Carlstadt, NJ (US)

U.S. Appl. No. 29/306,313, Carl Cetera.

* cited by examiner

(**) Term: **14 Years**

Primary Examiner—Caron Veynar

Assistant Examiner—Garth Rademaker

(74) *Attorney, Agent, or Firm*—The Soni Law Firm

(21) Appl. No.: **29/306,316**

(57) **CLAIM**

(22) Filed: **Apr. 7, 2008**

The ornamental design for a calculator, as shown and described.

(51) **LOC (8) Cl.** **18-01**

(52) **U.S. Cl.** **D18/7**

(58) **Field of Classification Search** D14/191,
D14/218, 314–347, 383, 387, 388; D18/1,
D18/2, 4.4, 4.5, 6–12, 12.1, 12.2, 12.3; D21/512;
235/58 R, 59 A, 59 BC, 59 BD, 59 BE, 59 BF,
235/59 BG, 59 BH, 59 CP, 59 T, 59 TP, 61 R;
708/100, 105, 130

DESCRIPTION

See application file for complete search history.

FIG. 1 is a front, bottom, left side perspective view of a calculator showing my new design;

FIG. 2 is a front elevational view thereof;

FIG. 3 is a right side elevational view thereof, the left side elevational view being a mirror image thereof;

FIG. 4 is a bottom plan view thereof;

FIG. 5 is a top plan view thereof;

FIG. 6 is a back elevational view thereof; and,

FIG. 7 is a front, bottom, left side view thereof, shown in an environment of use.

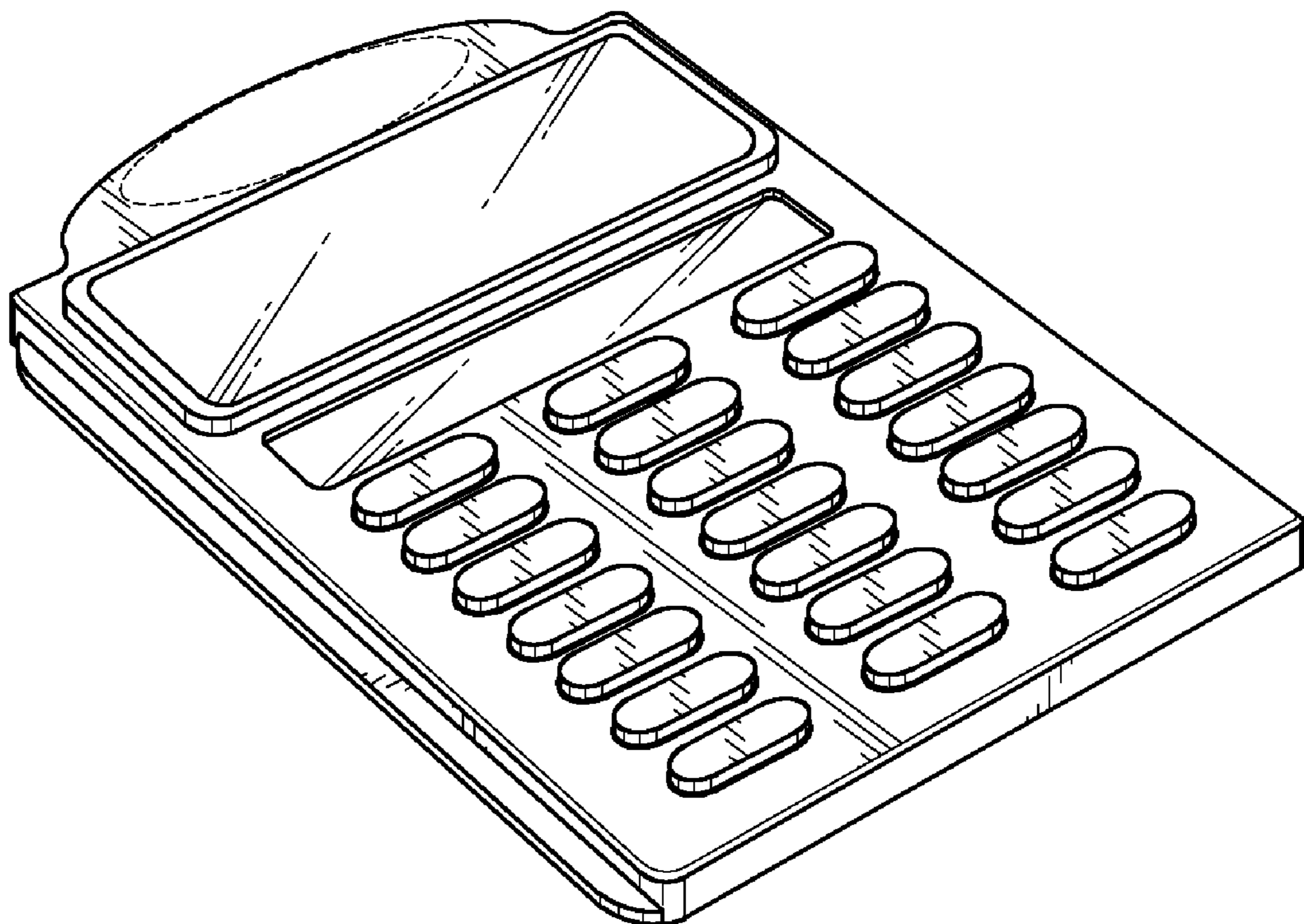
The broken lines depict environmental subject matter only and form no part of the claimed design.

(56) **References Cited**

U.S. PATENT DOCUMENTS

| | | | | |
|--------------|---------|----------------|-------|-------|
| D243,535 S * | 3/1977 | Ikeda | | D18/7 |
| D273,392 S * | 4/1984 | Sakata | | D18/7 |
| D289,045 S * | 3/1987 | Brown | | D18/7 |
| D307,032 S * | 4/1990 | Sawada et al. | | D18/7 |
| D310,094 S * | 8/1990 | Noguchi | | D18/7 |
| D351,185 S * | 10/1994 | Matsuda et al. | | D18/2 |
| D533,213 S * | 12/2006 | Oas | | D18/7 |

1 Claim, 2 Drawing Sheets



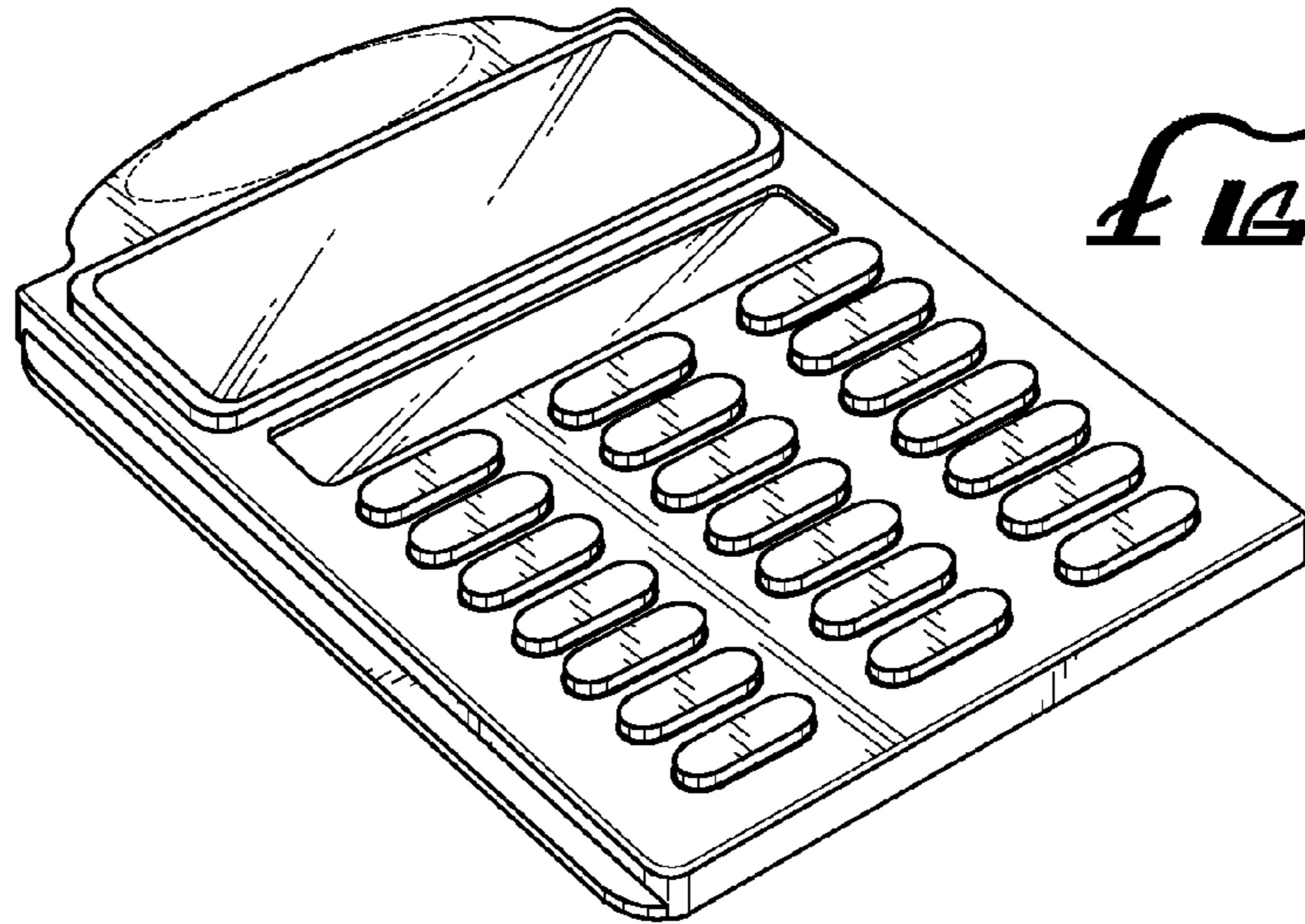


Fig. 1

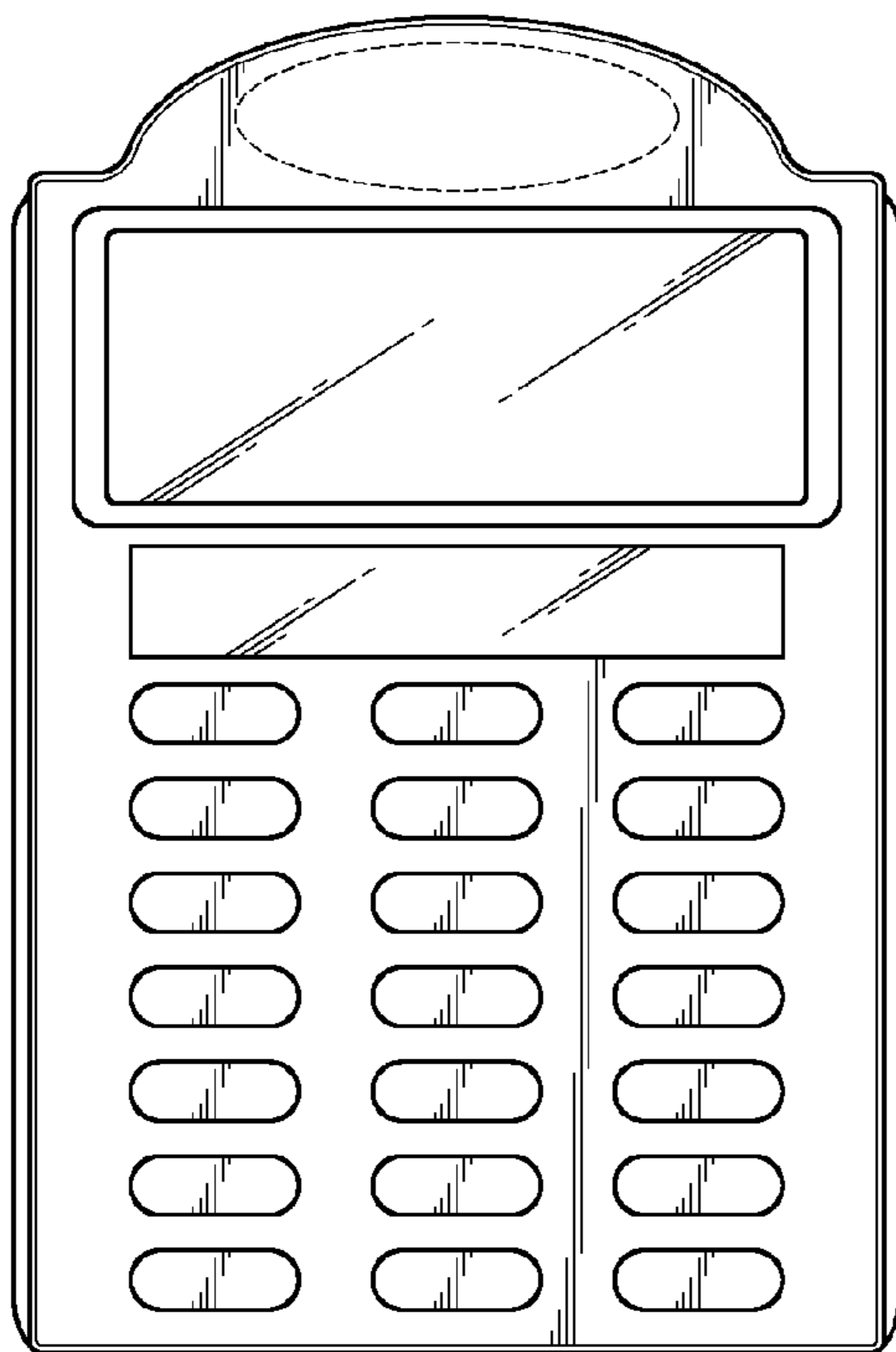


Fig. 2

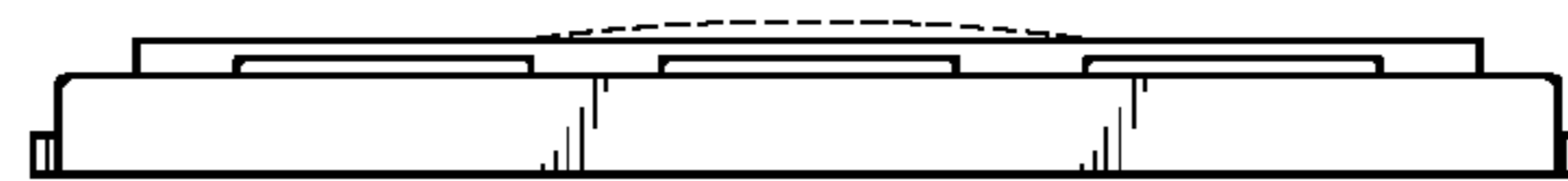


Fig. 4

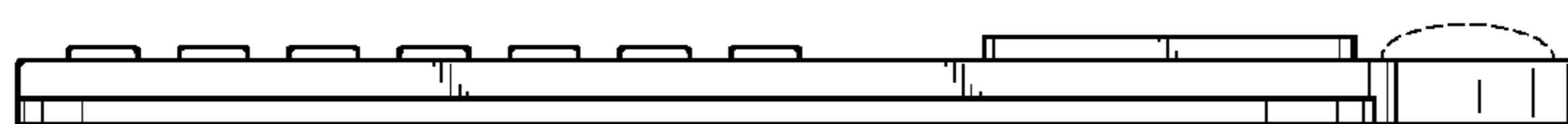


Fig. 3

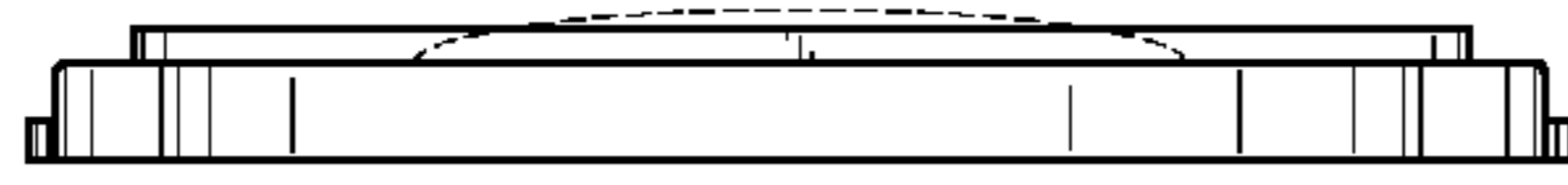


Fig. 5

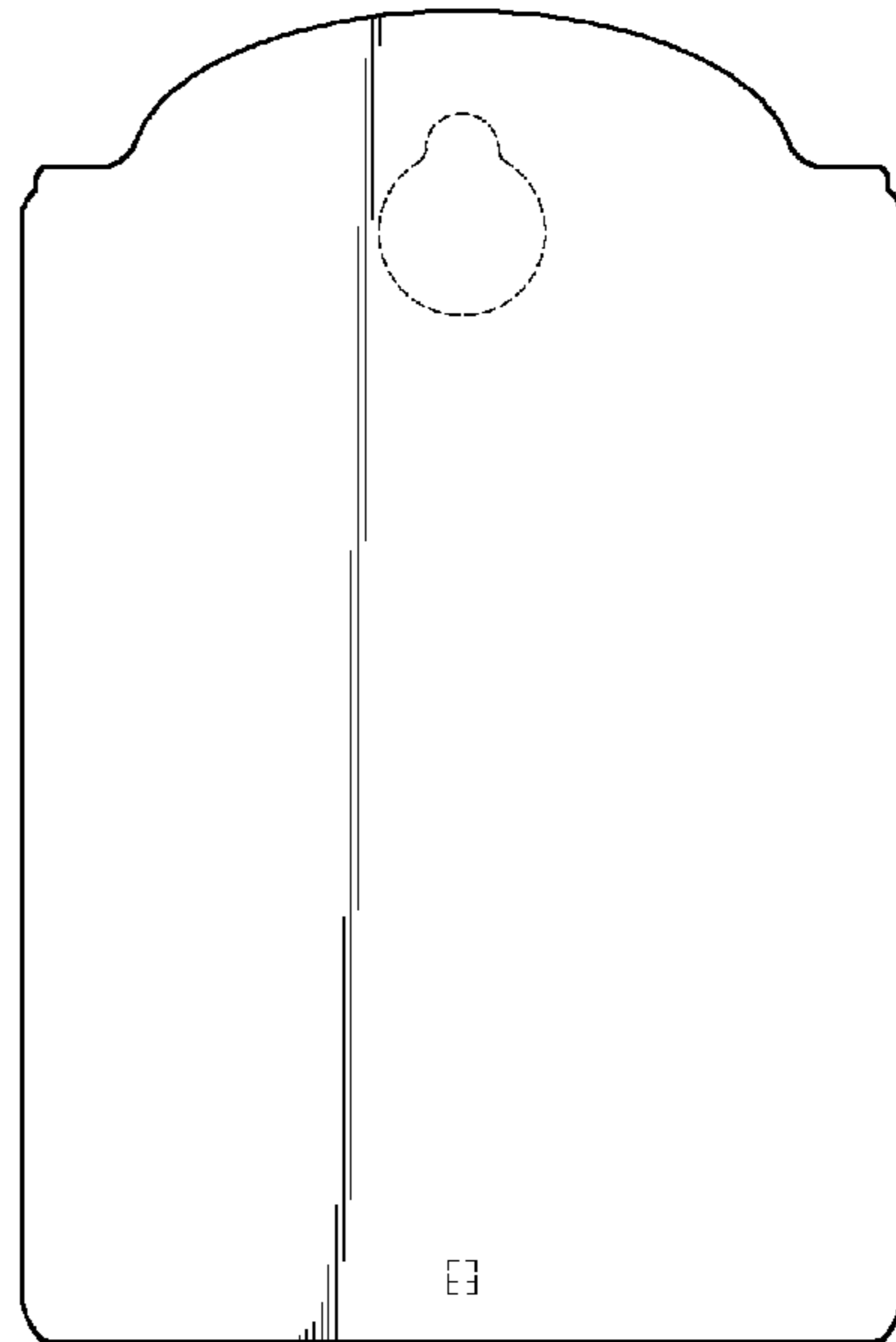


Fig. 6

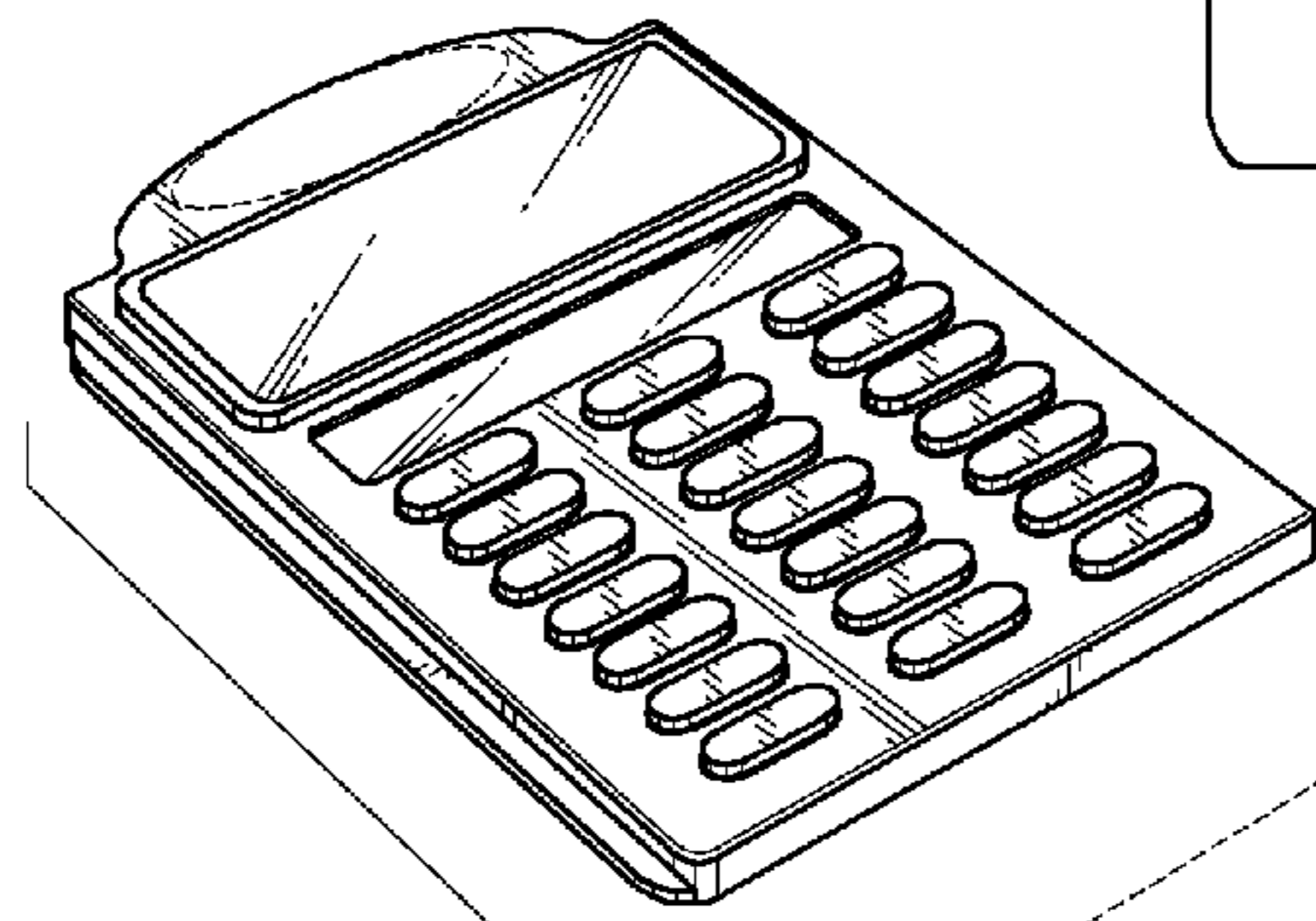


Fig. 7

