

US00D581430S

(12) **United States Design Patent**
Lee

(10) **Patent No.:** **US D581,430 S**
(45) **Date of Patent:** **** Nov. 25, 2008**

(54) **DIGITAL PLAYER**

(75) Inventor: **Johann Lee**, Maspeth, NY (US)

(73) Assignee: **Coby Electronic Corporation**, Lake Success

(**) Term: **14 Years**

(21) Appl. No.: **29/302,573**

(22) Filed: **Jan. 18, 2008**

Related U.S. Application Data

(62) Division of application No. 29/245,253, filed on Dec. 22, 2005, now Pat. No. Des. 567,254.

(51) **LOC (8) Cl.** **14-03**

(52) **U.S. Cl.** **D14/496; D14/217**

(58) **Field of Classification Search** D14/496, D14/401, 435, 474, 483, 217, 137, 138, 160, D14/168; 345/156, 169, 173-179, 905; 715/727-729, 715/864; 710/1, 5, 8; 713/1, 600; 455/11, 455/1.7, 73, 344-347, 93, 95; 370/342-344; 369/1, 2, 6, 12; 463/43-47; 273/148 B
See application file for complete search history.

(56) **References Cited**

U.S. PATENT DOCUMENTS

6,122,526 A	9/2000	Parulski et al.	
D489,052 S	4/2004	Shiraki et al.	
D504,442 S	4/2005	Kim	
D509,833 S	9/2005	Yang	
D510,081 S	9/2005	Yang	
D514,588 S *	2/2006	Sassano D14/496
D532,425 S	11/2006	Kim	

D533,876 S	12/2006	Kim	
D542,303 S *	5/2007	Cheng D14/496
D545,843 S	7/2007	Song	
D547,733 S	7/2007	Mayo et al.	
D547,773 S	7/2007	Aoki	
7,258,449 B2	8/2007	Chong et al.	
D554,149 S *	10/2007	Kim D14/496
D555,170 S *	11/2007	Dai D14/496
D562,346 S *	2/2008	Lee D14/496

* cited by examiner

Primary Examiner—Prabhakar Deshmukh

(74) *Attorney, Agent, or Firm*—Mayer Brown LLP

(57) **CLAIM**

The ornamental design of a digital player, as shown and described.

DESCRIPTION

A portion of this patent document contains material which is subject to copyright protection. The copyright owner has no objection to the facsimile reproduction by anyone of the patent document or the patent disclosure, as it appears in the Patent and Trademark Office patent files or records, but otherwise reserves all copyrights whatsoever.

FIG. 1 is a perspective view of a digital player showing my new design;

FIG. 2 is a front elevational view thereof;

FIG. 3 is a perspective view of a second embodiment of a digital player; and,

FIG. 4 is a front elevational view of FIG. 3.

The broken lines showing of environment are for illustrative purpose only and form no part of the claimed design.

1 Claim, 4 Drawing Sheets

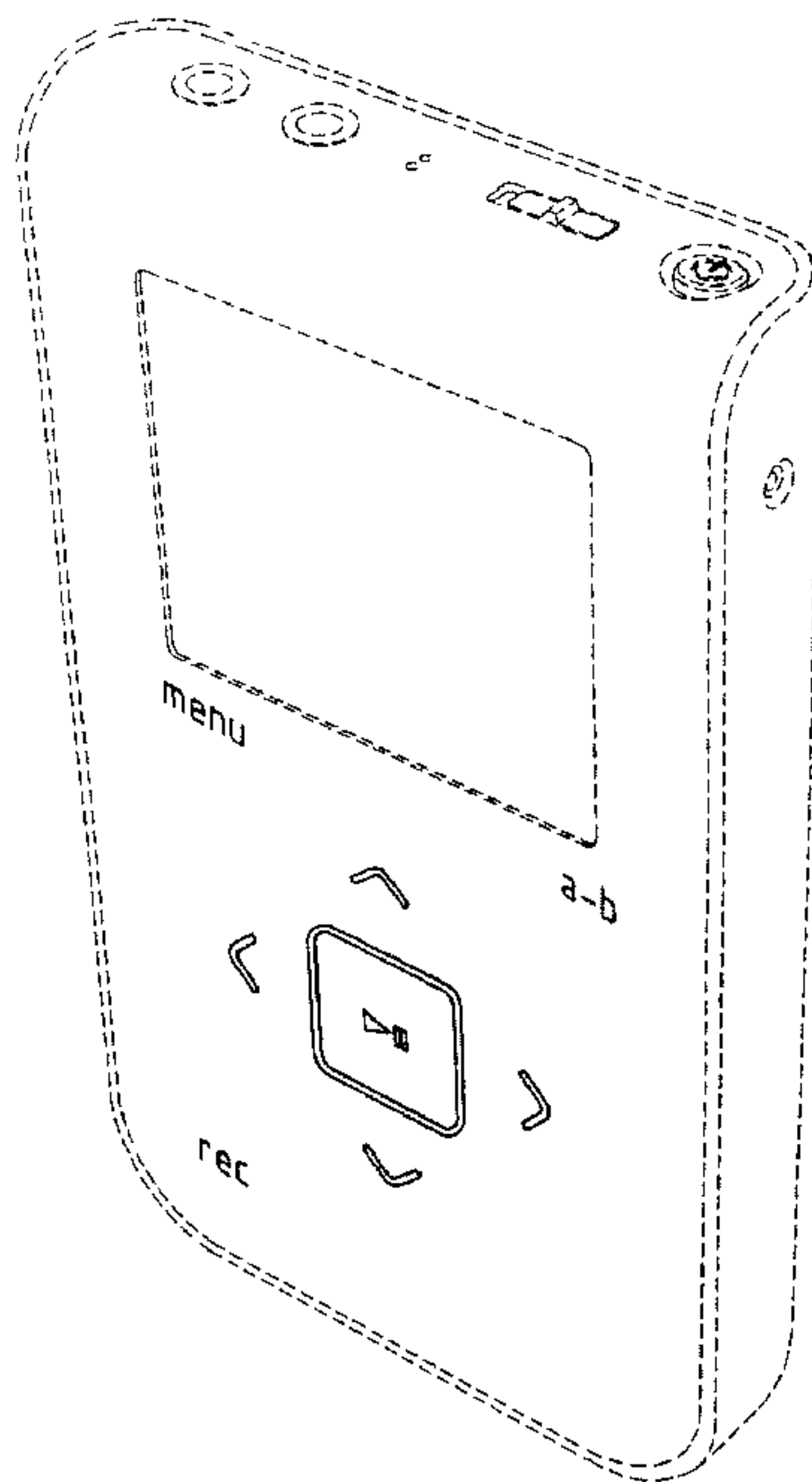


FIG. 1

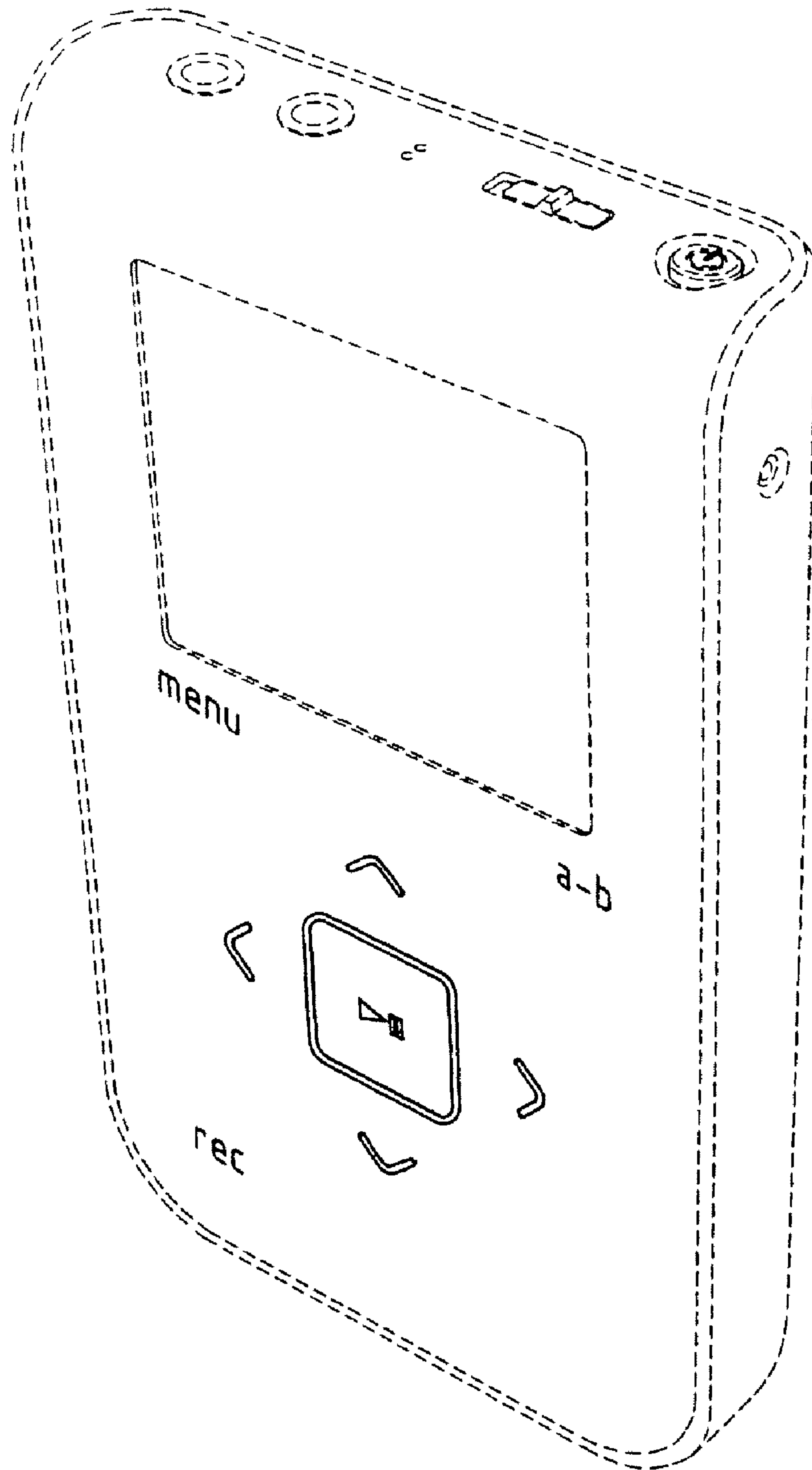


FIG. 2

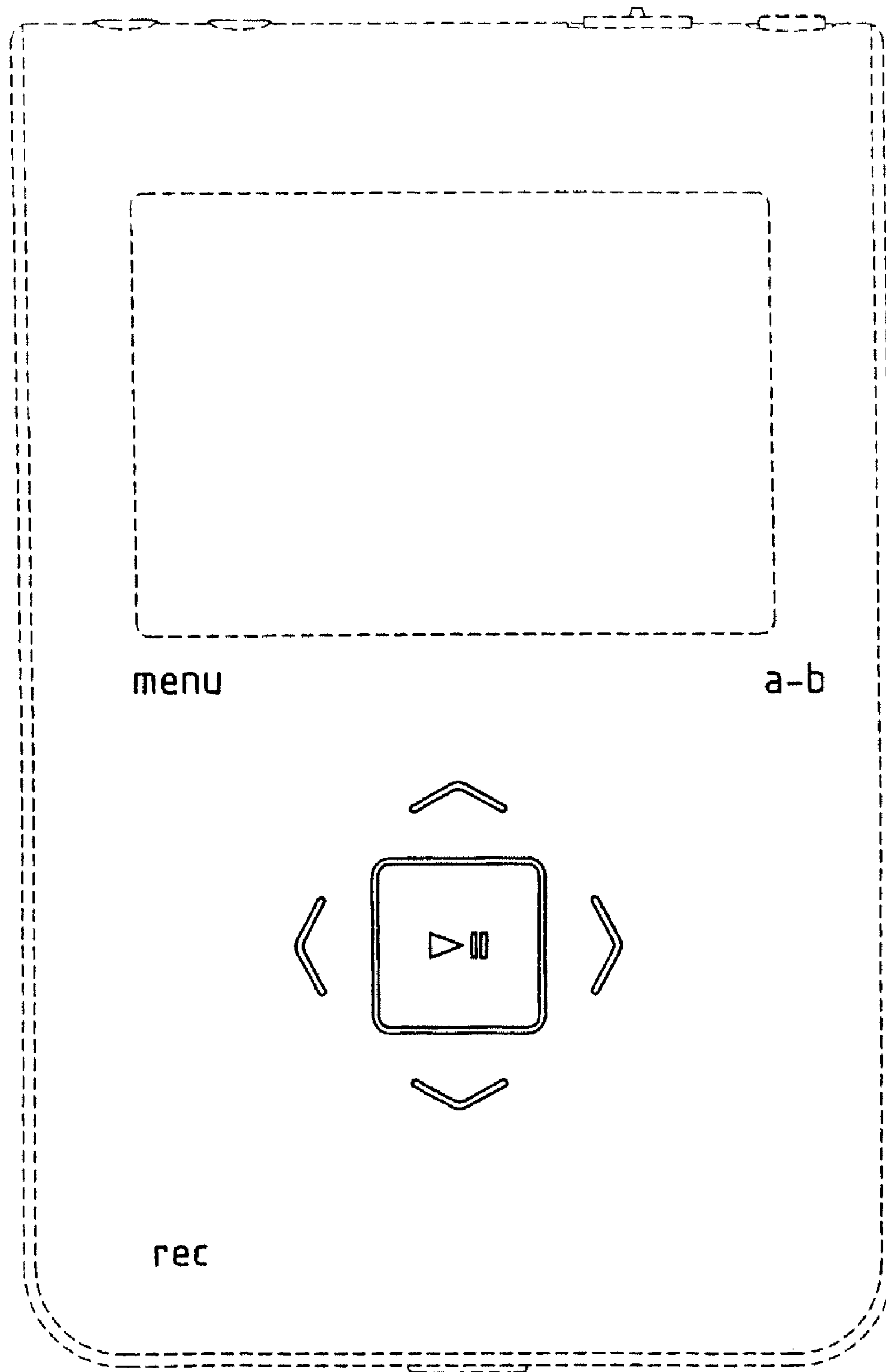


FIG. 3

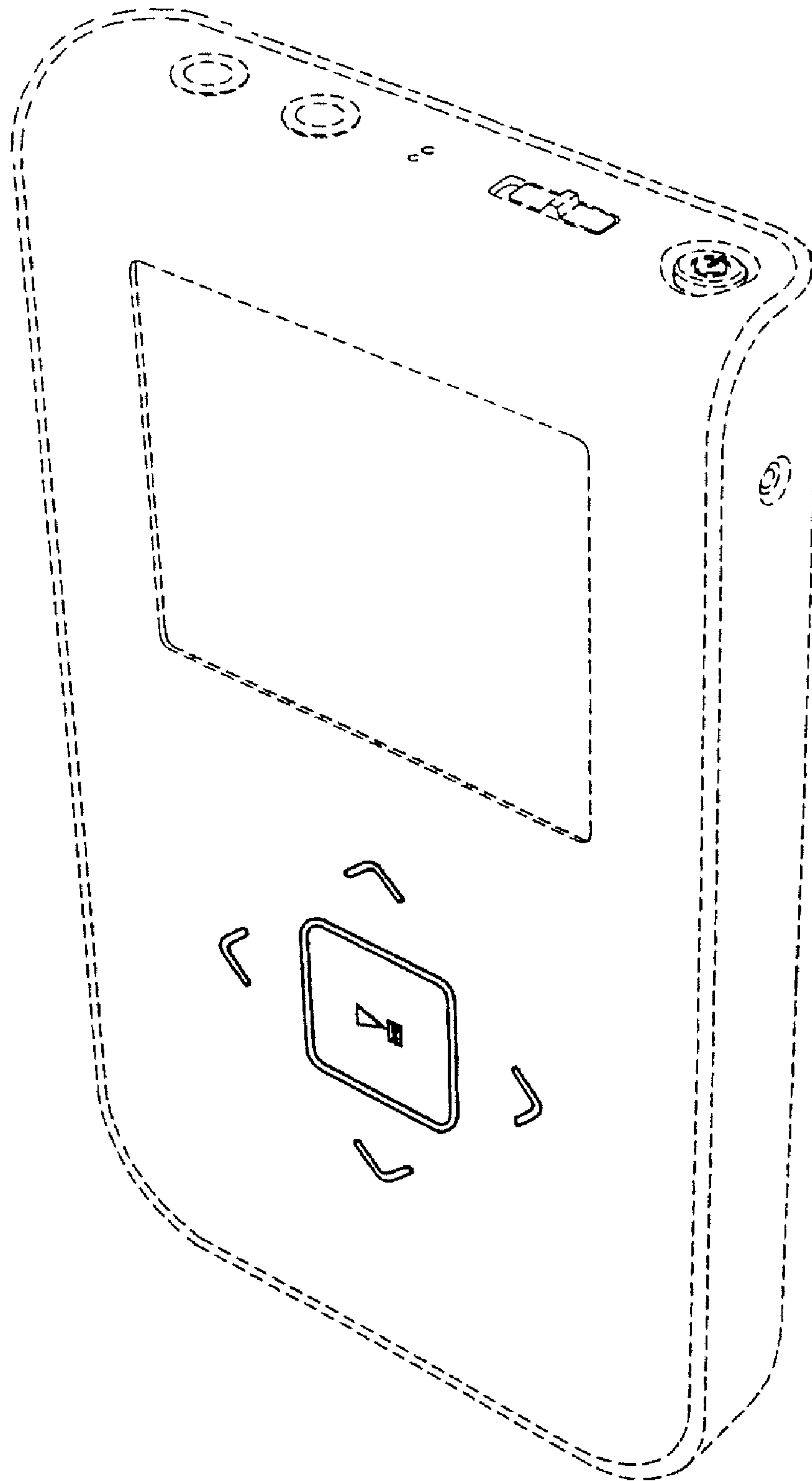


FIG. 4

