



US00D581419S

(12) **United States Design Patent**
Johnson et al.

(10) **Patent No.:** **US D581,419 S**

(45) **Date of Patent:** **** Nov. 25, 2008**

(54) **FRAME FOR AN ELECTRONIC DEVICE**

(75) Inventors: **Eric M. Johnson**, Brooklyn, NY (US);
Carl Thelemann, East Islip, NY (US);
Curt Croley, Stony Brook, NY (US)

(73) Assignee: **Symbol Technologies, Inc.**, Holtsville,
NY (US)

(**) Term: **14 Years**

(21) Appl. No.: **29/279,595**

(22) Filed: **May 3, 2007**

(51) **LOC (8) Cl.** **14-02**

(52) **U.S. Cl.** **D14/432**

(58) **Field of Classification Search** D14/341-346,
D14/315-327, 432; D18/1, 2, 7; D19/59,
D19/60; 235/145 A, 145 R; 341/22, 23;
345/104, 156, 168, 169, 172, 173, 87; 439/165,
439/12; 178/18.03; 434/201; 708/105
See application file for complete search history.

(56) **References Cited**

U.S. PATENT DOCUMENTS

D404,376 S *	1/1999	Shane et al.	D14/341
D416,910 S *	11/1999	Vasquez	D14/218
D426,835 S *	6/2000	Tanimura	D14/432
D462,955 S *	9/2002	Van Note et al.	D14/315
D469,438 S *	1/2003	Corrales	D14/432
D484,133 S *	12/2003	Liu et al.	D14/375

D484,135 S *	12/2003	Netzel et al.	D14/432
D489,066 S *	4/2004	Tsai	D14/371
D528,146 S *	9/2006	Fitch	D18/4.4
D537,441 S *	2/2007	Bruker	D14/341
D558,698 S *	1/2008	Chu	D14/126

* cited by examiner

Primary Examiner—Clare E Heflin

Assistant Examiner—Barbara Fox

(74) *Attorney, Agent, or Firm*—Fay Kaplun & Marcin, LLP

(57) **CLAIM**

The ornamental design for a frame for an electronic device, as shown and described.

DESCRIPTION

FIG. 1 is a perspective view of a frame for an electronic device showing our new design;

FIG. 2 is a first side view thereof;

FIG. 3 is a second side view thereof;

FIG. 4 is a third side view thereof;

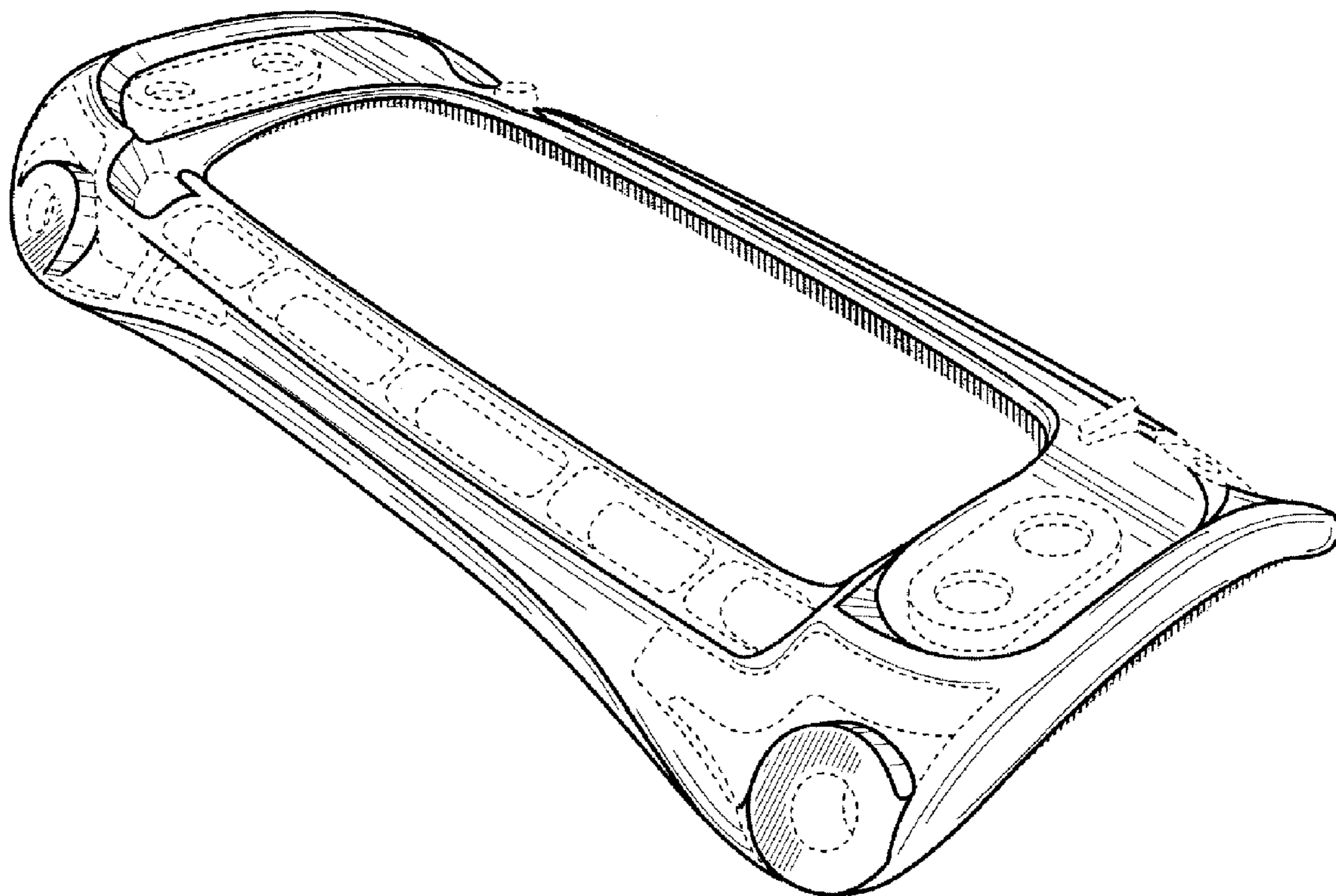
FIG. 5 is a fourth side view thereof;

FIG. 6 is a fifth side view thereof; and,

FIG. 7 is a sixth side view thereof.

The broken lines shown in FIGS. 1-7 are included for illustrative purposes only and form no part of the claimed design.

1 Claim, 2 Drawing Sheets



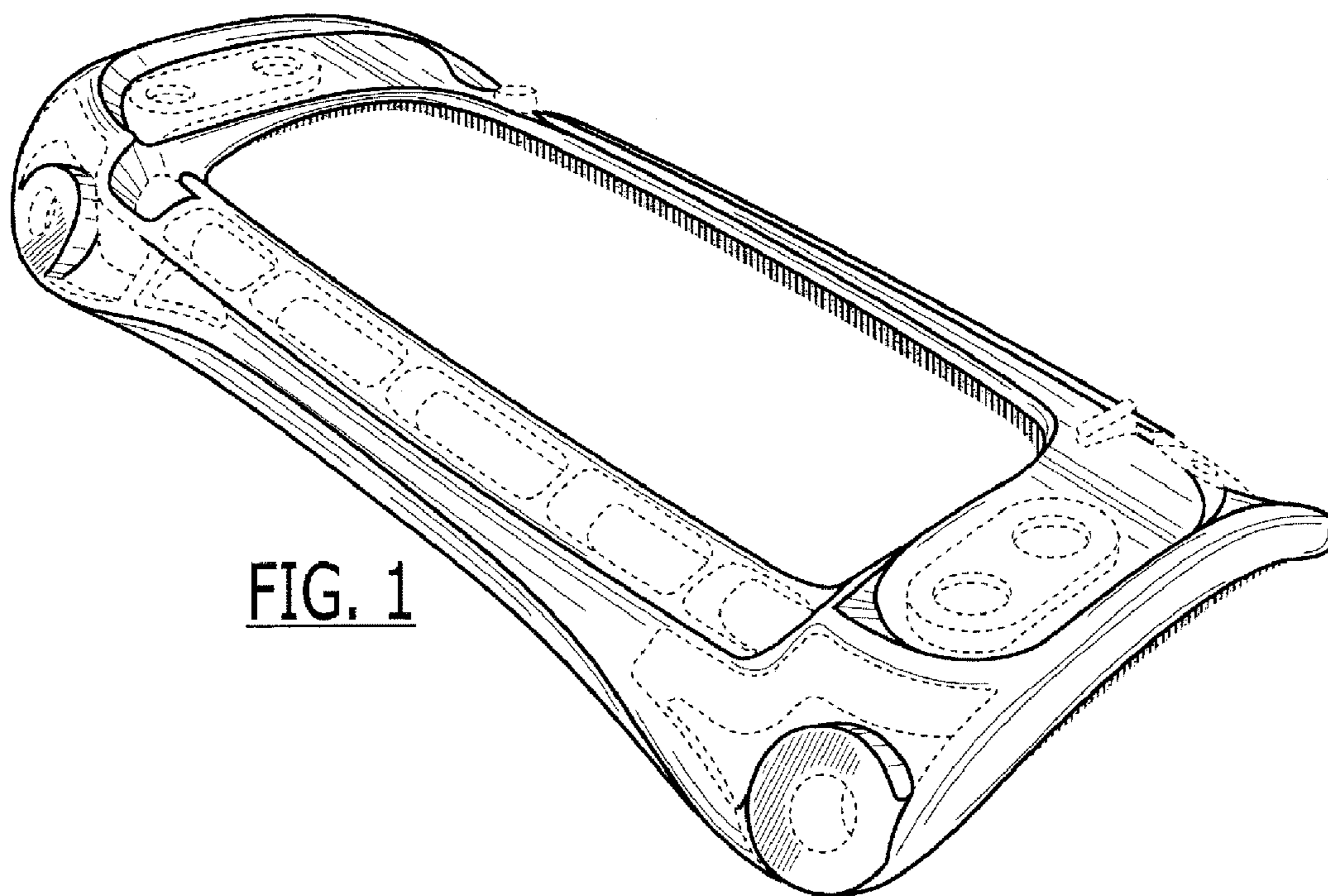


FIG. 1

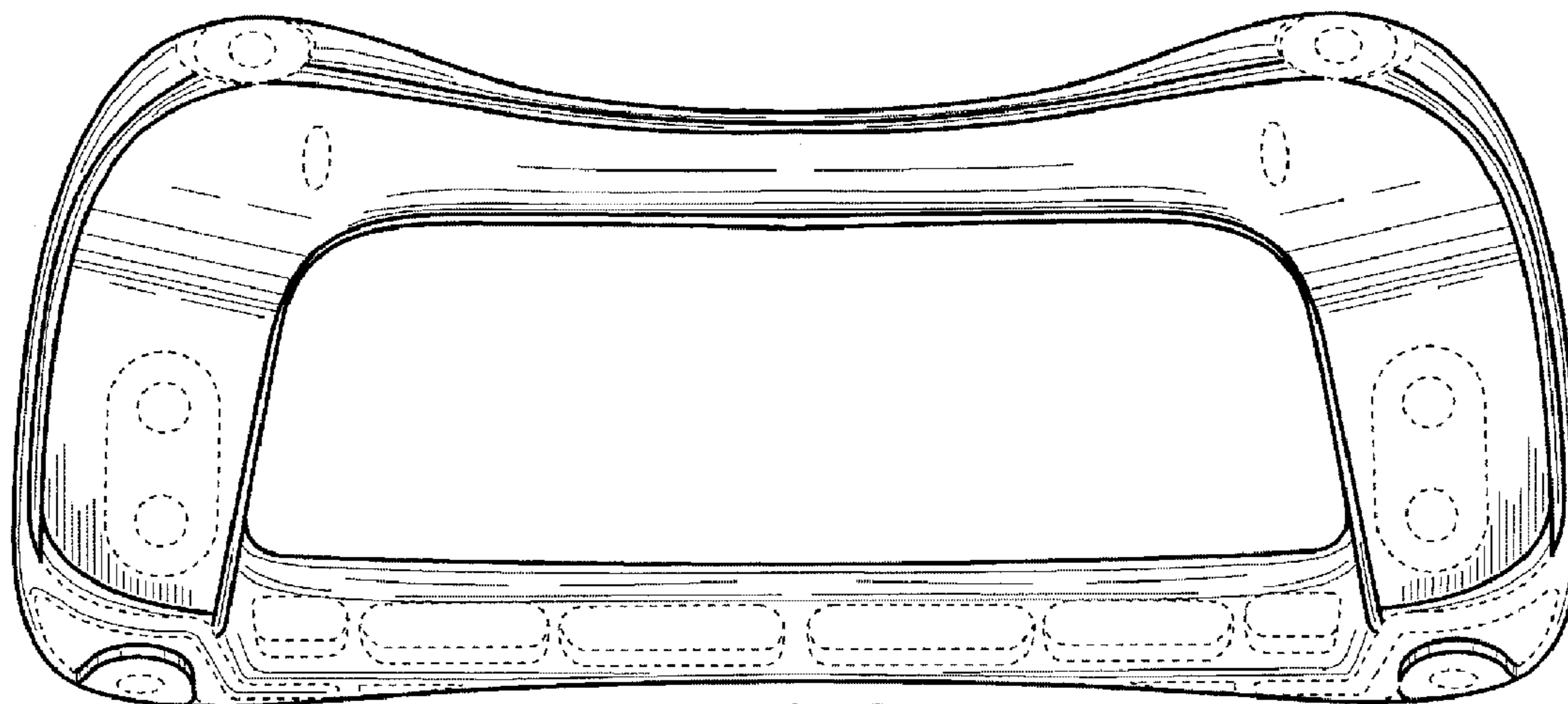


FIG. 2

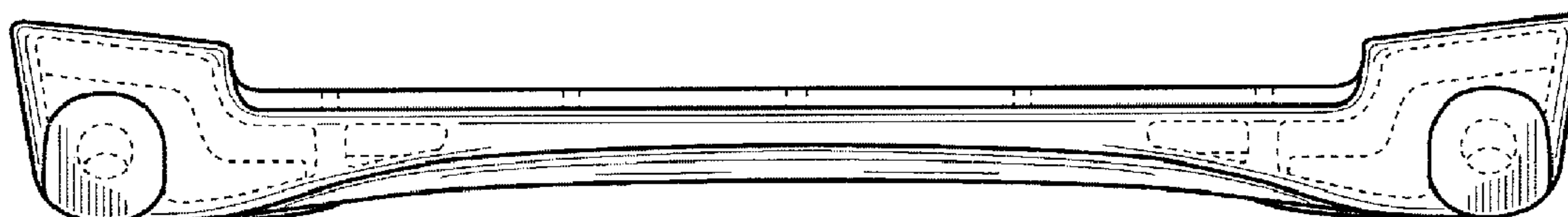


FIG. 3

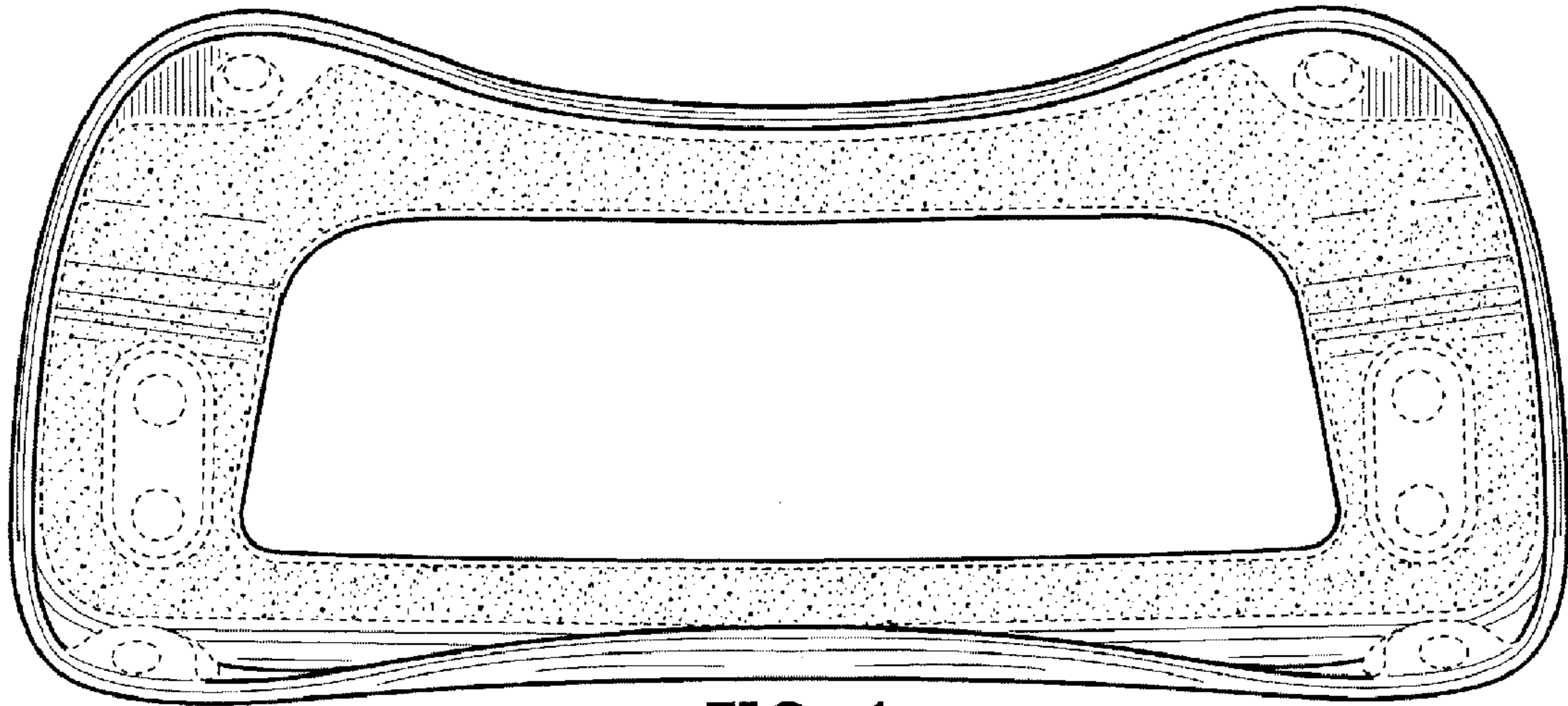


FIG. 4




FIG. 5

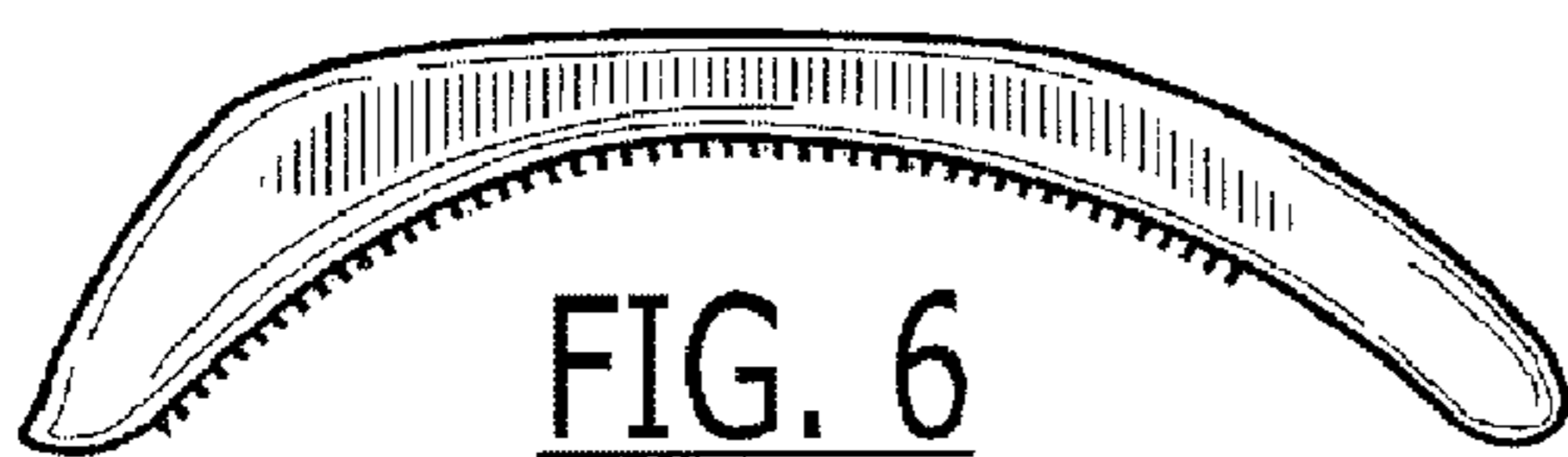


FIG. 6




FIG. 7