



US00D581397S

(12) **United States Design Patent**
Masui

(10) **Patent No.:** **US D581,397 S**

(45) **Date of Patent:** **** Nov. 25, 2008**

(54) **SPEAKER BOX**

(75) Inventor: **Kirio Masui**, Tokyo (JP)

(73) Assignee: **Sony Corporation**, Tokyo (JP)

(**) Term: **14 Years**

(21) Appl. No.: **29/273,855**

(22) Filed: **Mar. 15, 2007**

(30) **Foreign Application Priority Data**

Nov. 30, 2006 (CN) 2006 3 0303316

(51) **LOC (8) Cl.** **14-01**

(52) **U.S. Cl.** **D14/214**

(58) **Field of Classification Search** D14/204,
D14/207, 210–215; 181/143–144, 147–148,
181/150–153, 157, 198–199; 381/300–303,
381/306, 332–333, 336, 345, 361–364, 386–388
See application file for complete search history.

(56) **References Cited**

U.S. PATENT DOCUMENTS

D243,023 S * 1/1977 Robson D14/214
D268,180 S * 3/1983 Leo D14/214
4,805,729 A * 2/1989 Wascom 181/148
D392,289 S 3/1998 Isonaga
D410,006 S * 5/1999 Miyazaki D14/214

D432,117 S 10/2000 Miyazaki
D508,042 S * 8/2005 Oikawa D14/214
D512,412 S * 12/2005 Tsuge D14/214
D547,750 S * 7/2007 Yuyama D14/214

FOREIGN PATENT DOCUMENTS

KR D30-0427625 S 10/2006

* cited by examiner

Primary Examiner—Nanda Bondade

(74) *Attorney, Agent, or Firm*—Rader, Fishman & Grauer, PLLC

(57) **CLAIM**

The ornamental design for a speaker box, as shown.

DESCRIPTION

FIG. 1 is a perspective view of a speaker box showing my new design;

FIG. 2 is a front elevational view thereof;

FIG. 3 is a rear elevational view thereof;

FIG. 4 is a left side elevational view thereof;

FIG. 5 is a right side elevational view thereof;

FIG. 6 is a top plan view thereof; and,

FIG. 7 is a bottom plan view thereof.

1 Claim, 7 Drawing Sheets




Fig. 1




Fig.2




Fig. 3




Fig.4




Fig.5




Fig. 6




Fig.7

