



US00D581379S

(12) **United States Design Patent**
Chiu

(10) **Patent No.:** **US D581,379 S**
(45) **Date of Patent:** **** Nov. 25, 2008**

(54) **TELEVISION SET**
(75) Inventor: **Yi-Chung Chiu**, Taoyuan (TW)
(73) Assignee: **Hannspree, Inc.**, Taipei (TW)
(**) Term: **14 Years**
(21) Appl. No.: **29/300,806**
(22) Filed: **May 15, 2008**

D561,130 S * 2/2008 Won et al. D14/126
D563,340 S * 3/2008 Hoehn et al. D14/126
D573,960 S * 7/2008 Lee D14/126

* cited by examiner

Primary Examiner—Raphael Barkai
(74) *Attorney, Agent, or Firm*—Bacon & Thomas, PLLC

(51) **LOC (8) Cl.** **14-03**
(52) **U.S. Cl.** **D14/126**
(58) **Field of Classification Search** D14/125–134,
D14/239, 371, 136, 374–377, 440, 450, 448,
D14/336, 342; 312/7.2; 348/836, 838, 180,
348/184, 325, 739; 341/12; 248/917–924,
248/465; 345/104, 133, 156, 168, 87, 173;
720/605, 669, 600, 655; 369/99, 197; 455/344,
455/347; D21/329, 515, 577, 622, 333, 433,
D21/448, 452, 450, 331; D6/477, 479; 273/148 B;
446/484, 175, 356; D10/15, 26
See application file for complete search history.

(57) **CLAIM**

The ornamental design for a television set, as shown.

DESCRIPTION

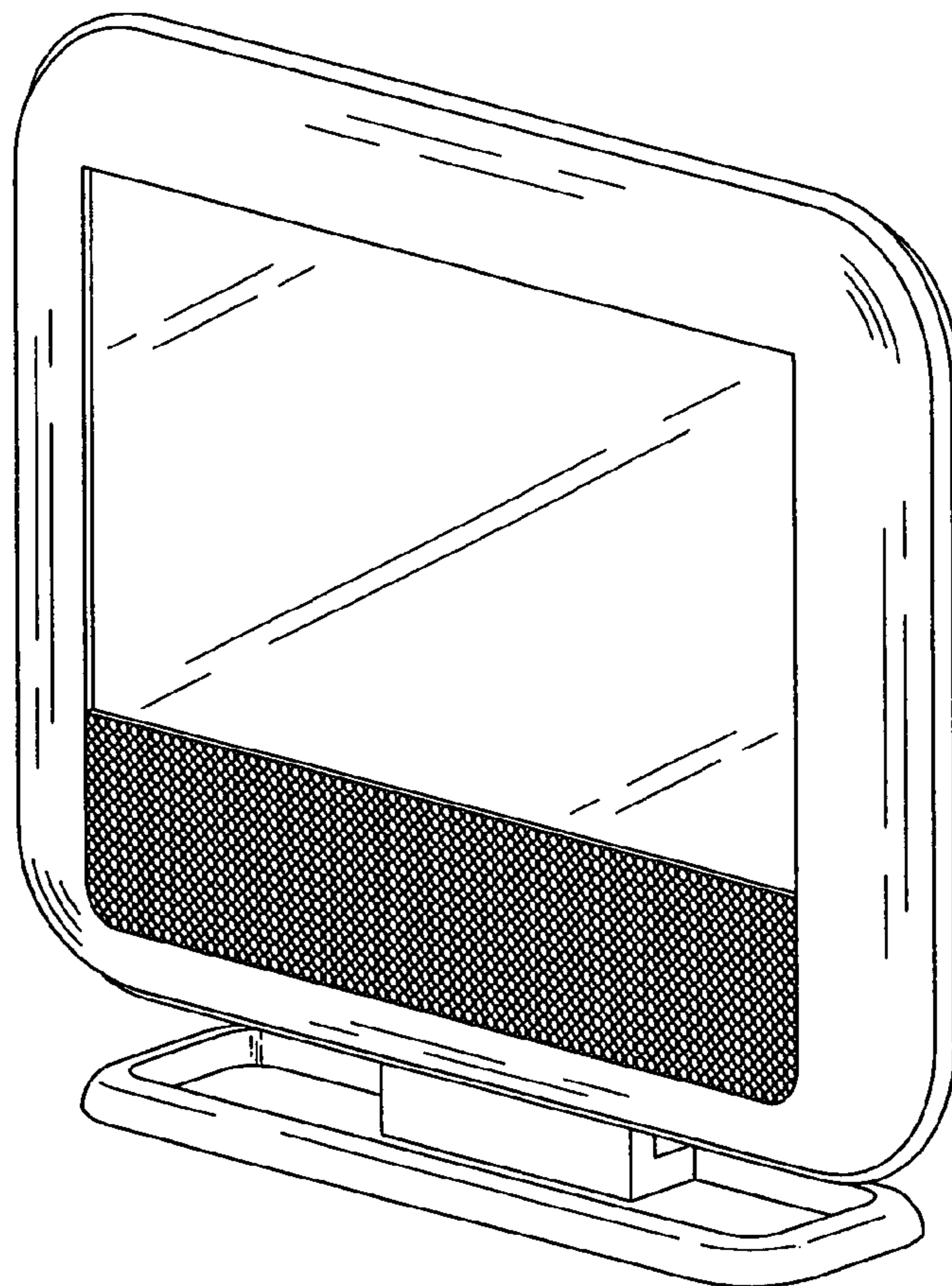
FIG. 1 is a perspective view of a television set showing my new design;
FIG. 2 is a front elevational view thereof;
FIG. 3 is a rear elevational view thereof;
FIG. 4 is a left side elevational view thereof;
FIG. 5 is a right side elevational view thereof;
FIG. 6 is a top plan view thereof; and,
FIG. 7 is a bottom plan view thereof.

(56) **References Cited**

U.S. PATENT DOCUMENTS

D535,265 S * 1/2007 Inoue D14/126

1 Claim, 6 Drawing Sheets



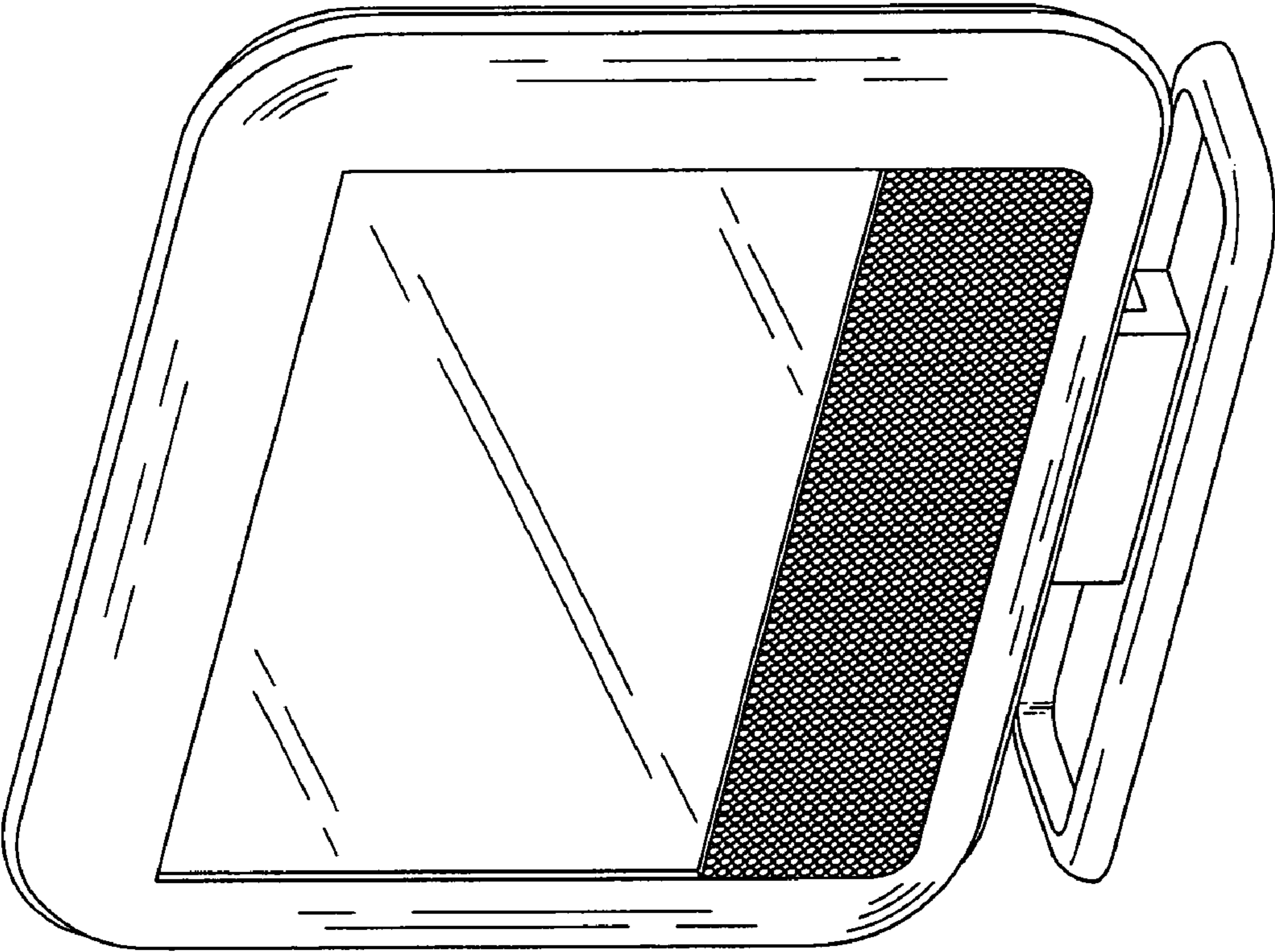


FIG. 1

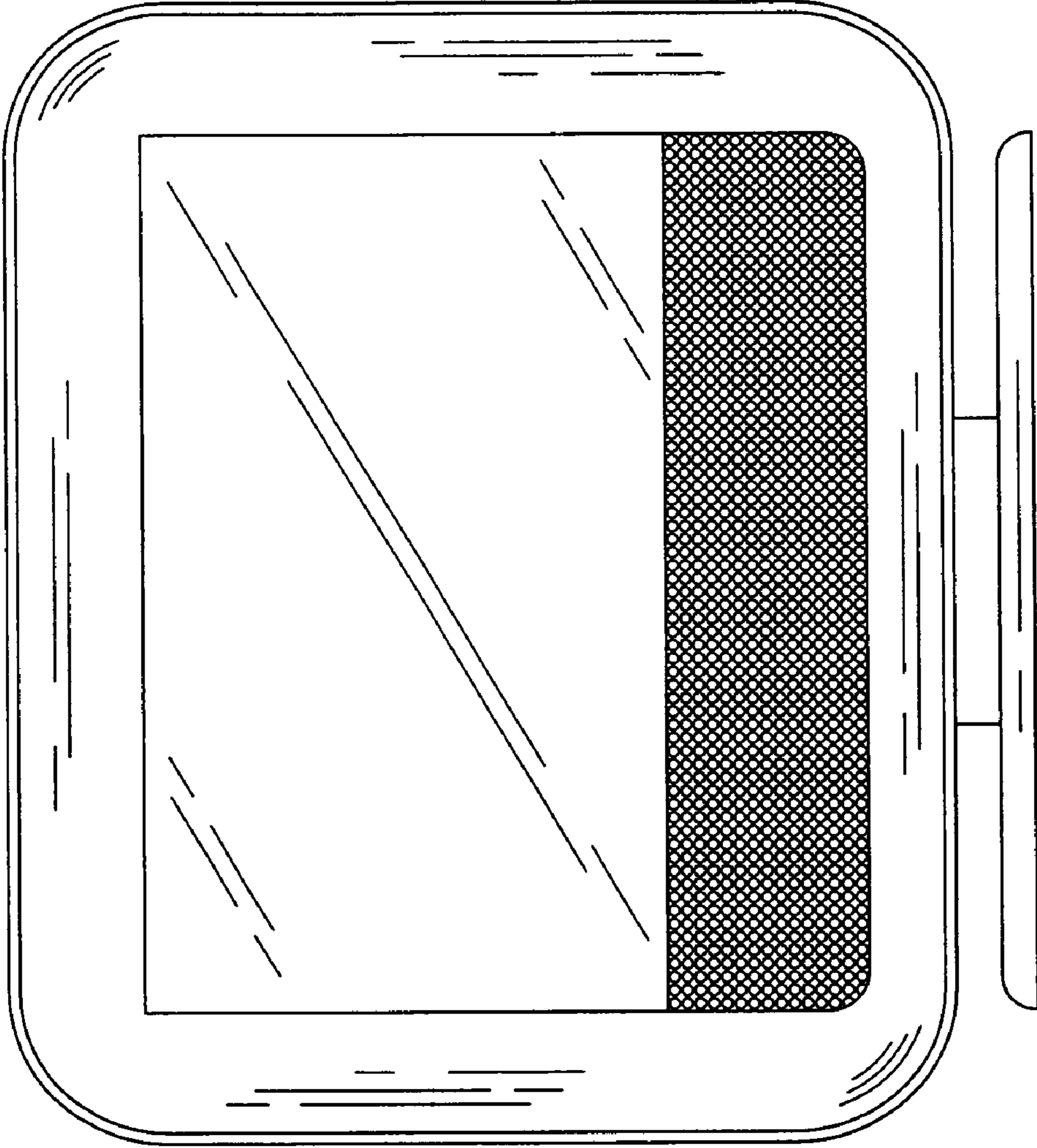


FIG. 2

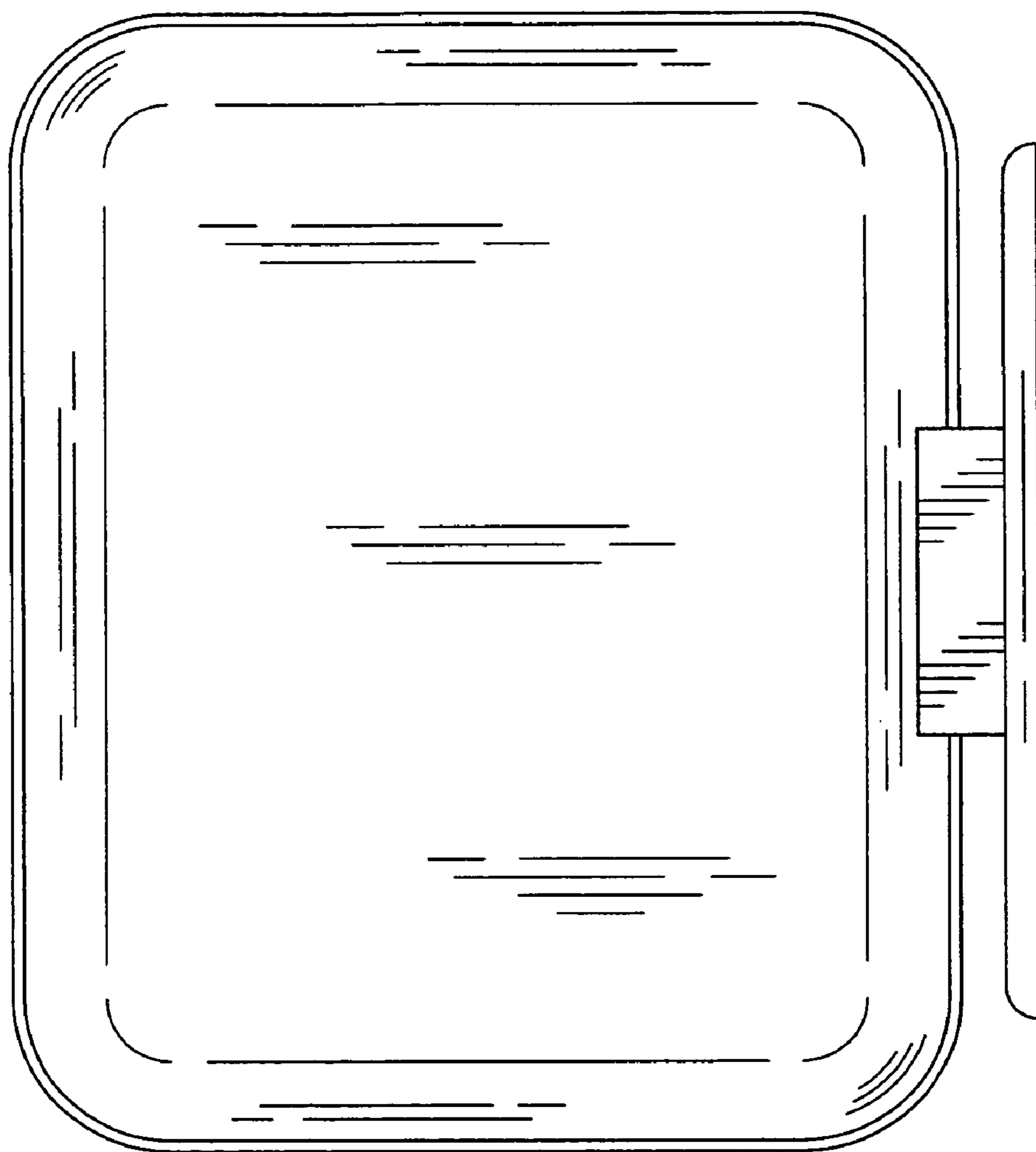


FIG. 3




FIG. 5




FIG. 4




FIG. 6

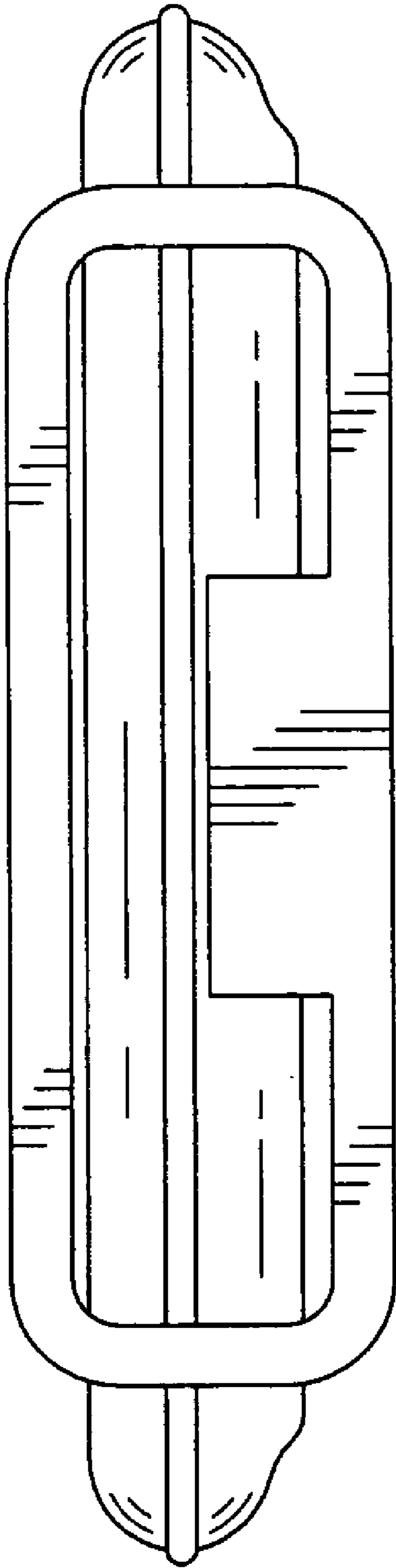


FIG. 7