



US00D581370S

(12) **United States Design Patent**  
**Corsini et al.**

(10) **Patent No.:** **US D581,370 S**

(45) **Date of Patent:** **\*\* Nov. 25, 2008**

(54) **HANDHELD REMOTE**

(75) Inventors: **Peter H. Corsini**, East Sandwich, MA (US); **Michael E. Noonan**, Sandwich, MA (US); **Justin G. Riley**, Centerville, MA (US); **David A. McDonald**, Merrimack, NH (US); **Jonathan A. Marks**, Somerville, MA (US)

(73) Assignee: **Savant Systems LLC**, Osterville, MA (US)

(\*\*) Term: **14 Years**

(21) Appl. No.: **29/284,123**

(22) Filed: **Aug. 31, 2007**

(51) **LOC (8) Cl.** ..... **13-03**

(52) **U.S. Cl.** ..... **D13/168**

(58) **Field of Classification Search** ..... D13/168;  
D10/104, 106; D14/218, 247; 340/825.22,  
340/825.24, 825.25, 825.31, 825.36, 825.69,  
340/825.72; 341/20, 22, 23, 34, 176; 345/156,  
345/158, 169; 348/734; 455/92, 95, 100,  
455/128, 151.1–151.4, 352–355; 463/39;  
700/17, 19, 20, 65, 83

See application file for complete search history.

(56) **References Cited**

**U.S. PATENT DOCUMENTS**

D384,940 S \* 10/1997 Kono et al. .... D13/168

D424,577 S \* 5/2000 Backs et al. .... D13/168  
D433,403 S \* 11/2000 Backs et al. .... D14/218  
D504,885 S \* 5/2005 Zhang et al. .... D14/218  
D519,494 S \* 4/2006 An ..... D14/218  
7,154,408 B2 \* 12/2006 Ku et al. .... 340/815.6  
D549,185 S \* 8/2007 Tan ..... D13/168  
D549,666 S \* 8/2007 Tan et al. .... D13/168  
D554,079 S \* 10/2007 Obata ..... D13/168

\* cited by examiner

*Primary Examiner*—Selina Sikder

(74) *Attorney, Agent, or Firm*—Cesari and McKenna, LLP

(57) **CLAIM**

We claim the ornamental design of a handheld remote, as shown and described.

**DESCRIPTION**

FIG. 1 is a front elevational view of a handheld remote embodying the new design;

FIG. 2 is a right side elevational view thereof, the left side being a mirror image of the right side;

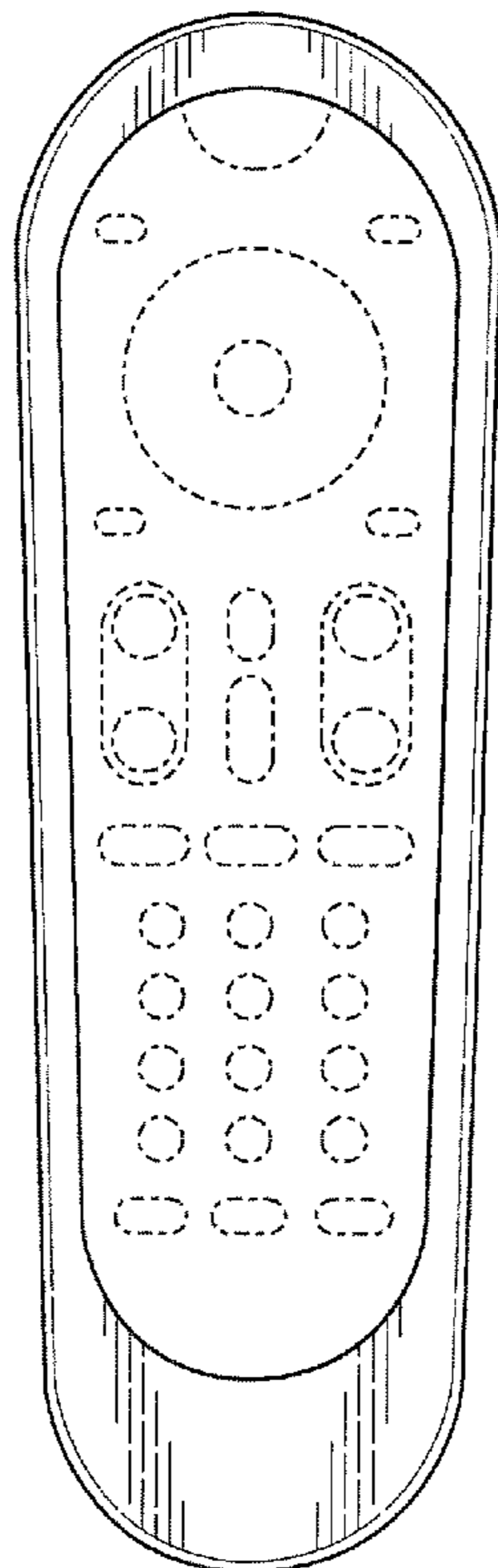
FIG. 3 is a rear elevational view thereof;

FIG. 4 is a top end view thereof; and,

FIG. 5 is a bottom end view thereof.

The broken line showing of the control buttons is for illustrative purposes only and forms no part of the claimed design.

**1 Claim, 4 Drawing Sheets**



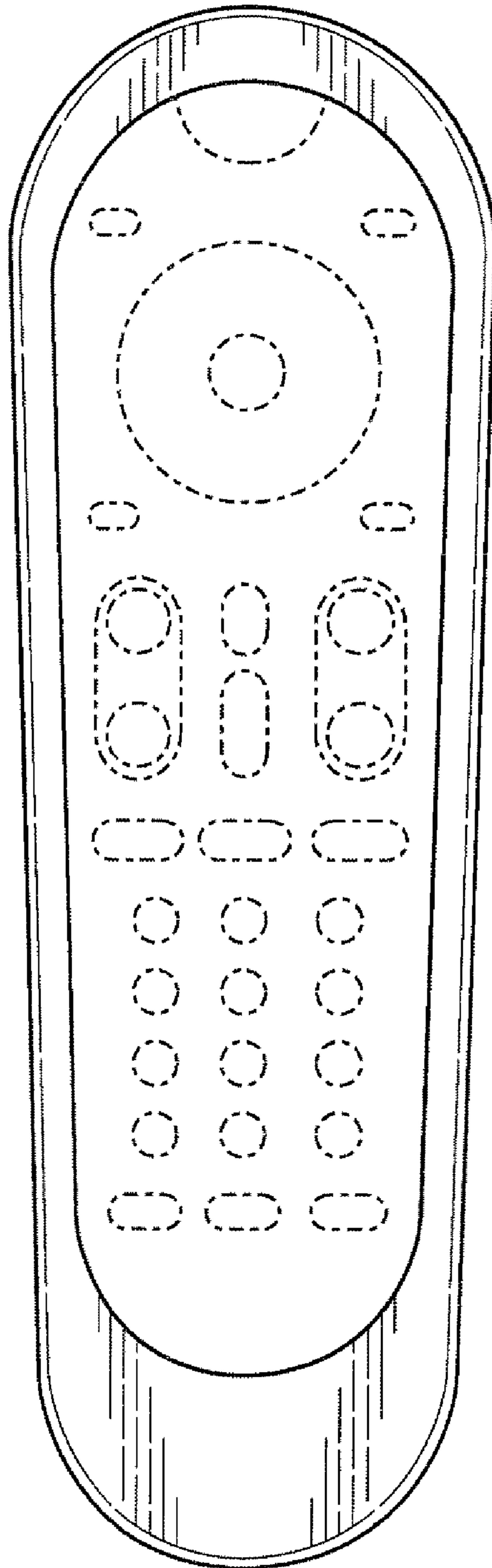


FIG. 1

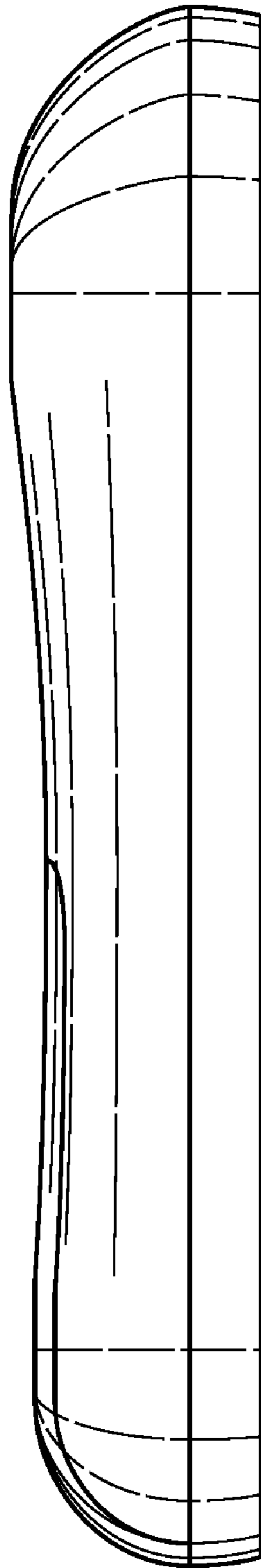


FIG. 2

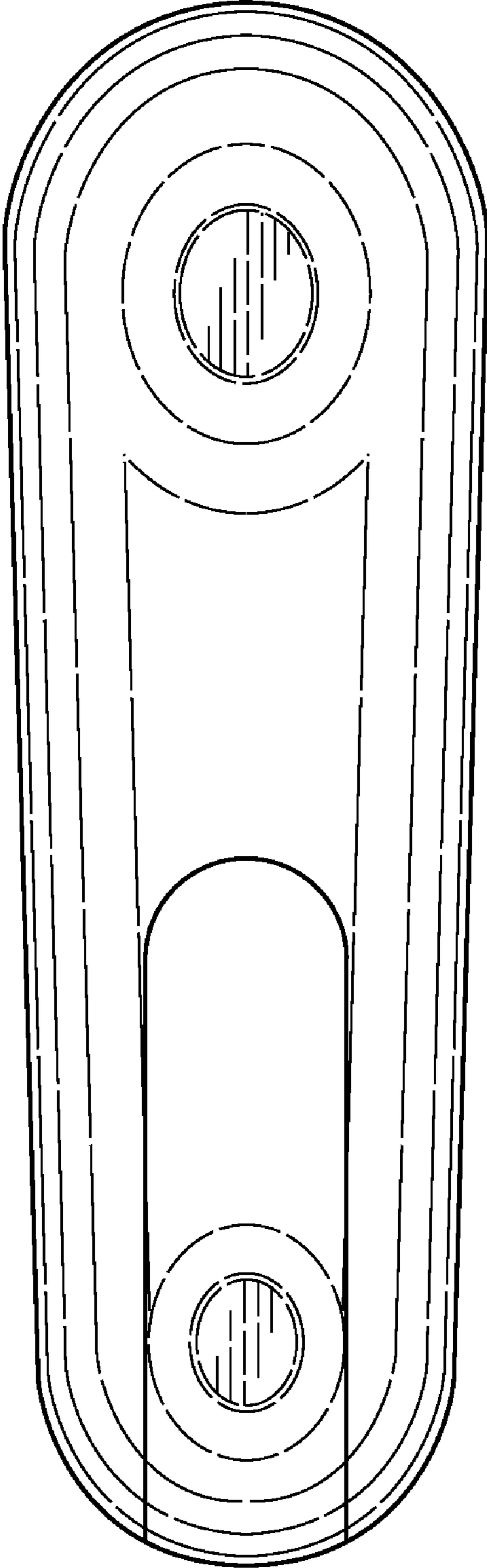


FIG. 3

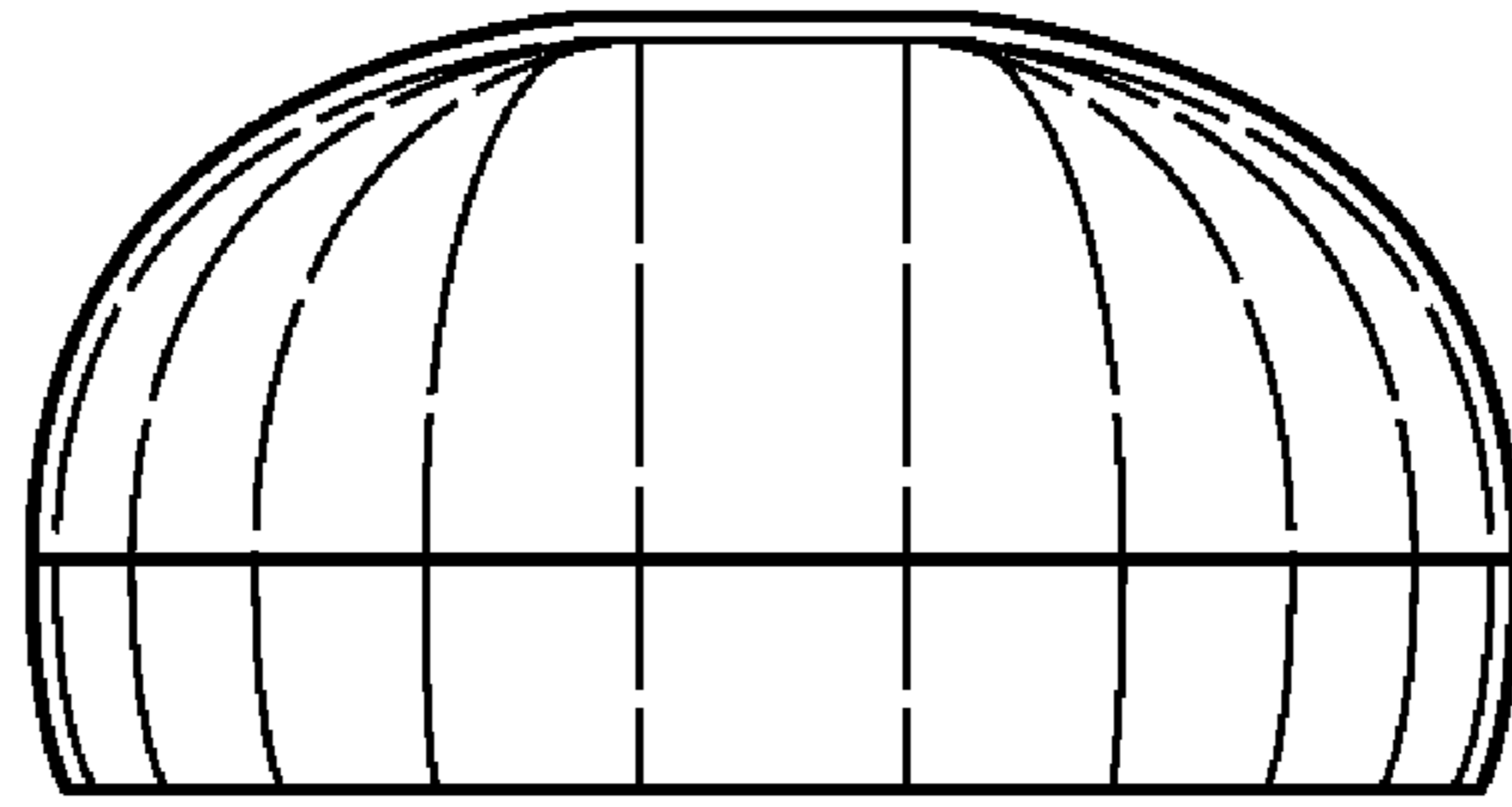


FIG. 4

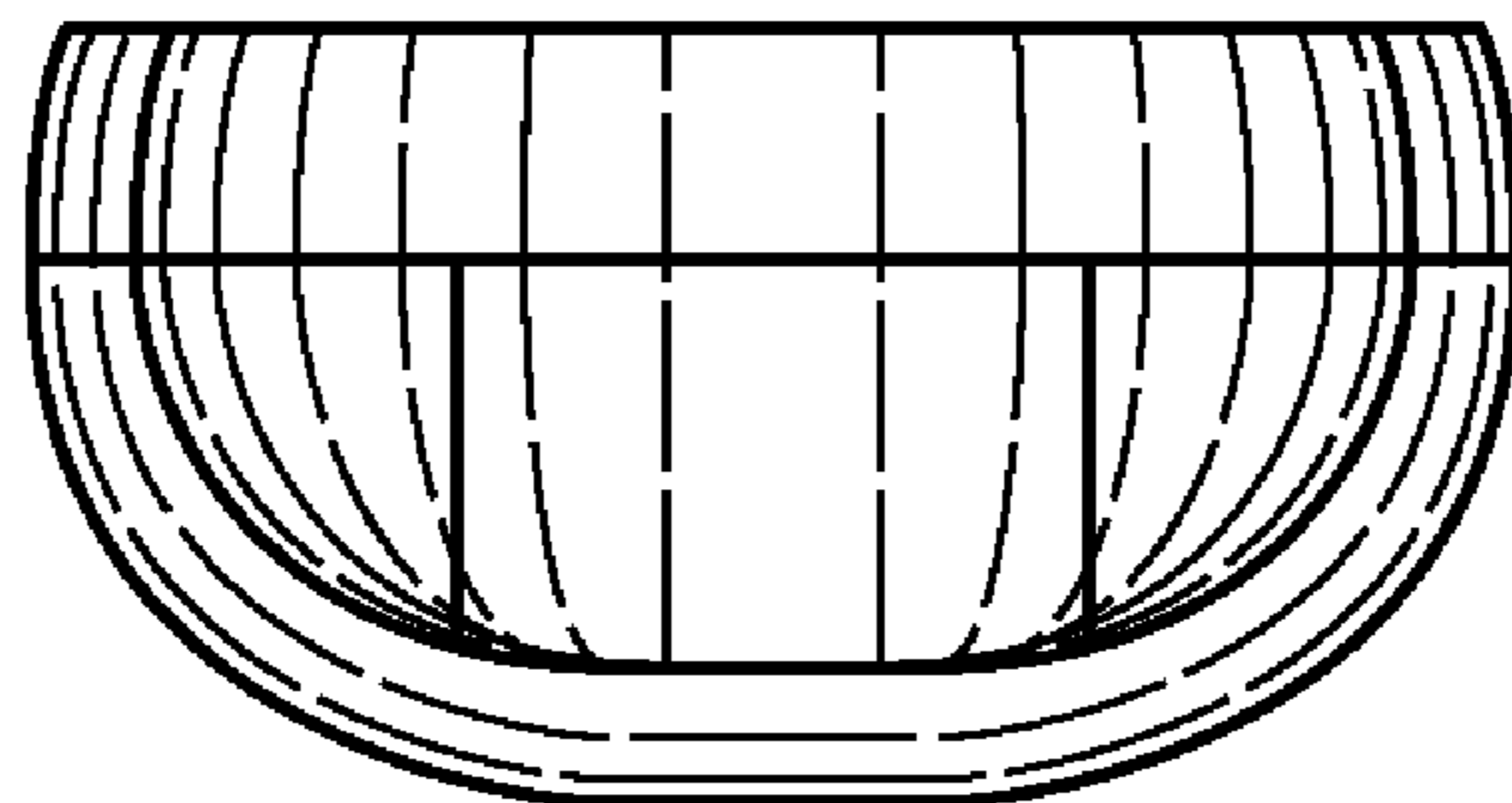


FIG. 5