



US00D581360S

(12) **United States Design Patent**  
**Gershfeld**

(10) **Patent No.:** **US D581,360 S**  
(45) **Date of Patent:** **\*\* Nov. 25, 2008**

(54) **INTERCONNECT ENCLOSURE FOR  
COMPUTER AND AUDIO VISUAL  
EQUIPMENT MOUNTABLE UNDER A TABLE  
TOP**

(76) Inventor: **Jack Gershfeld**, 615 Del Rio Way,  
Fullerton, CA (US) 92835

(\*\*) Term: **14 Years**

(21) Appl. No.: **29/298,878**

(22) Filed: **Dec. 14, 2007**

(51) **LOC (8) Cl.** ..... **13-03**

(52) **U.S. Cl.** ..... **D13/139.4**

(58) **Field of Classification Search** ..... D13/139.1,  
D13/139.4, 139.6–139.8, 162, 164, 184, 199;  
D14/217, 218, 240; D8/349, 354, 380, 381;  
361/641, 644, 654, 658, 673; 174/480, 482,  
174/486, 490, 50, 520, 536, 61, 63; 439/131,  
439/135, 650–654, 708, 722; 248/674, 200,  
248/205.1, 205.6, 207, 220.21, 309.1, 311.2

See application file for complete search history.

(56) **References Cited**

U.S. PATENT DOCUMENTS

- 3,386,606 A \* 6/1968 Pastrick ..... 220/3.94
- D244,748 S \* 6/1977 Canterbury ..... D6/380
- D291,315 S \* 8/1987 Belford et al. .... D8/373
- 5,272,279 A \* 12/1993 Filshie ..... 174/50

(Continued)

*Primary Examiner*—Jennifer Rivard

*Assistant Examiner*—Rosemary K Tarcza

(74) *Attorney, Agent, or Firm*—Vladimir Khiterer

(57) **CLAIM**

The ornamental design for an interconnect enclosure for computer and audio visual equipment mountable under a table top, as shown and described.

**DESCRIPTION**

FIG. 1 is a perspective view of an interconnect enclosure for computer and audio visual equipment mountable under a table top according to the first embodiment of this invention. The broken lines are to illustrate an environment only and form no part of the claimed design.

FIG. 2 is a front elevational view thereof. The broken lines are to illustrate an environment only and form no part of the claimed design.

FIG. 3 is a right side elevational view thereof, wherein a left side elevational view is a mirror image of the right side elevational view. The broken lines are to illustrate an environment only and form no part of the claimed design.

The appearance of the bottom forms no part of the claimed design.

FIG. 4 is a perspective view of an interconnect enclosure for computer and audio visual equipment mountable under a table top according to the second embodiment of this invention. The broken lines are to illustrate an environment only and form no part of the claimed design.

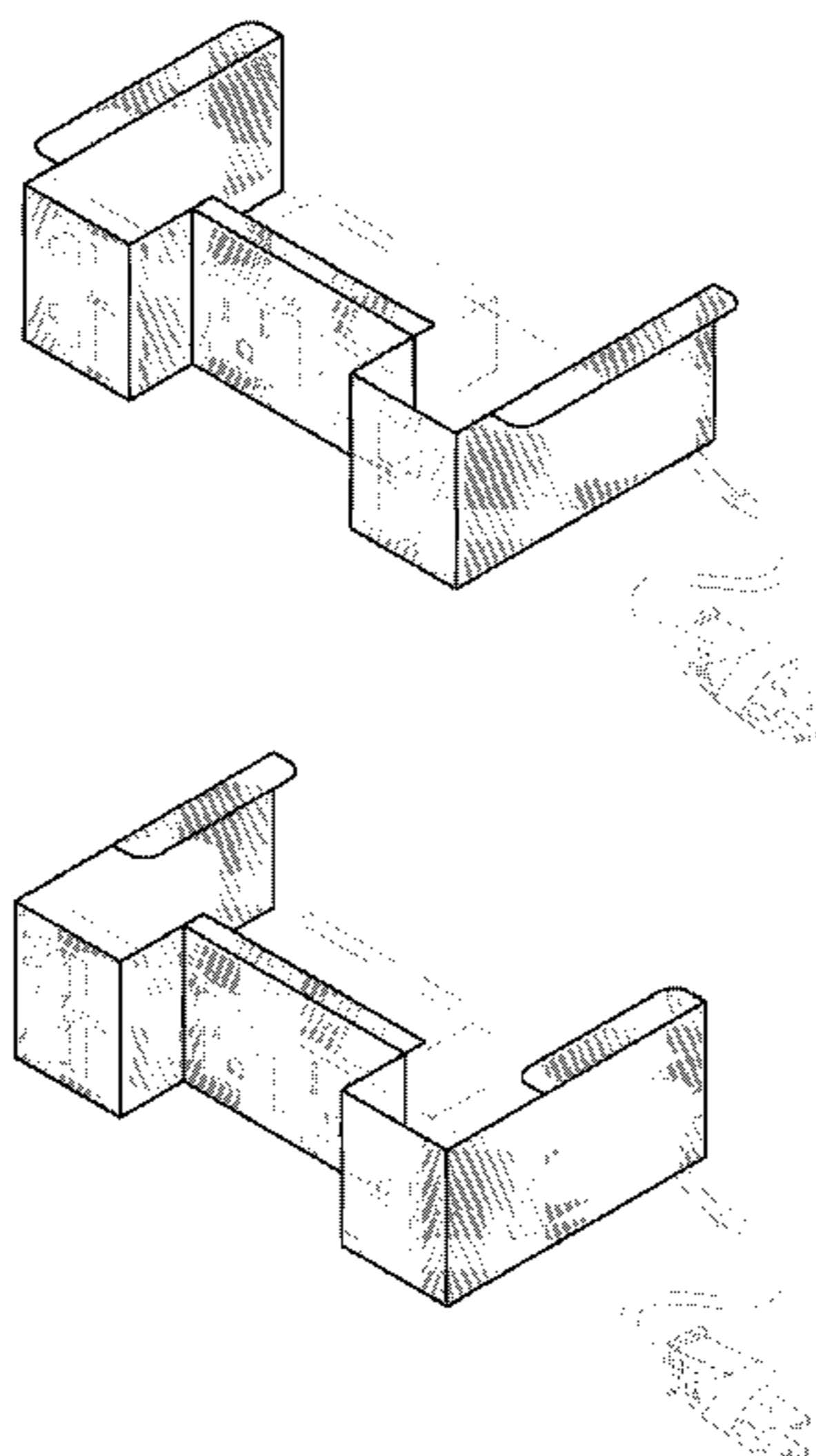
FIG. 5 is a front elevational view thereof. The broken lines are to illustrate an environment only and form no part of the claimed design; and,

FIG. 6 is a right side elevational view thereof, wherein a left side elevational view is a mirror image of the right side elevational view. The broken lines are to illustrate an environment only and form no part of the claimed design.

The appearance of the bottom forms no part of the claimed design.

The surfaces or portions of the article not shown in the drawings or described in the specification form no part of the claimed design.

**1 Claim, 6 Drawing Sheets**



# US D581,360 S

Page 2

## U.S. PATENT DOCUMENTS

D352,505 S *	11/1994	Pullman et al. ....	D14/140.4	6,894,222 B2 *	5/2005	Lalancette et al. ....	174/58
D364,796 S *	12/1995	Yates .....	D8/354	D513,171 S *	12/2005	Richardson .....	D8/394
D394,377 S *	5/1998	Najewski et al. ....	D8/354	D513,969 S *	1/2006	Schurr et al. ....	D8/380
5,779,499 A *	7/1998	Sette et al. ....	439/540.1	7,091,413 B2 *	8/2006	Mukougawa .....	174/50
6,114,624 A *	9/2000	Ghafourian et al. ....	174/50	7,273,982 B1 *	9/2007	Lalancette et al. ....	174/58
D442,143 S *	5/2001	Gershfeld .....	D13/139.4	D563,392 S *	3/2008	Corsini et al. ....	D14/217
D477,280 S *	7/2003	Gershfeld .....	D13/139.4	2002/0179316 A1 *	12/2002	Freedman .....	174/50
6,605,776 B1 *	8/2003	Laukhuf .....	174/500	2003/0116685 A1 *	6/2003	Jensen .....	248/200
6,640,270 B1 *	10/2003	Wang .....	710/69	2004/0231876 A1 *	11/2004	Zhang .....	174/50
D492,187 S *	6/2004	Mottini .....	D8/354	2007/0074887 A1 *	4/2007	Drane .....	174/50

\* cited by examiner

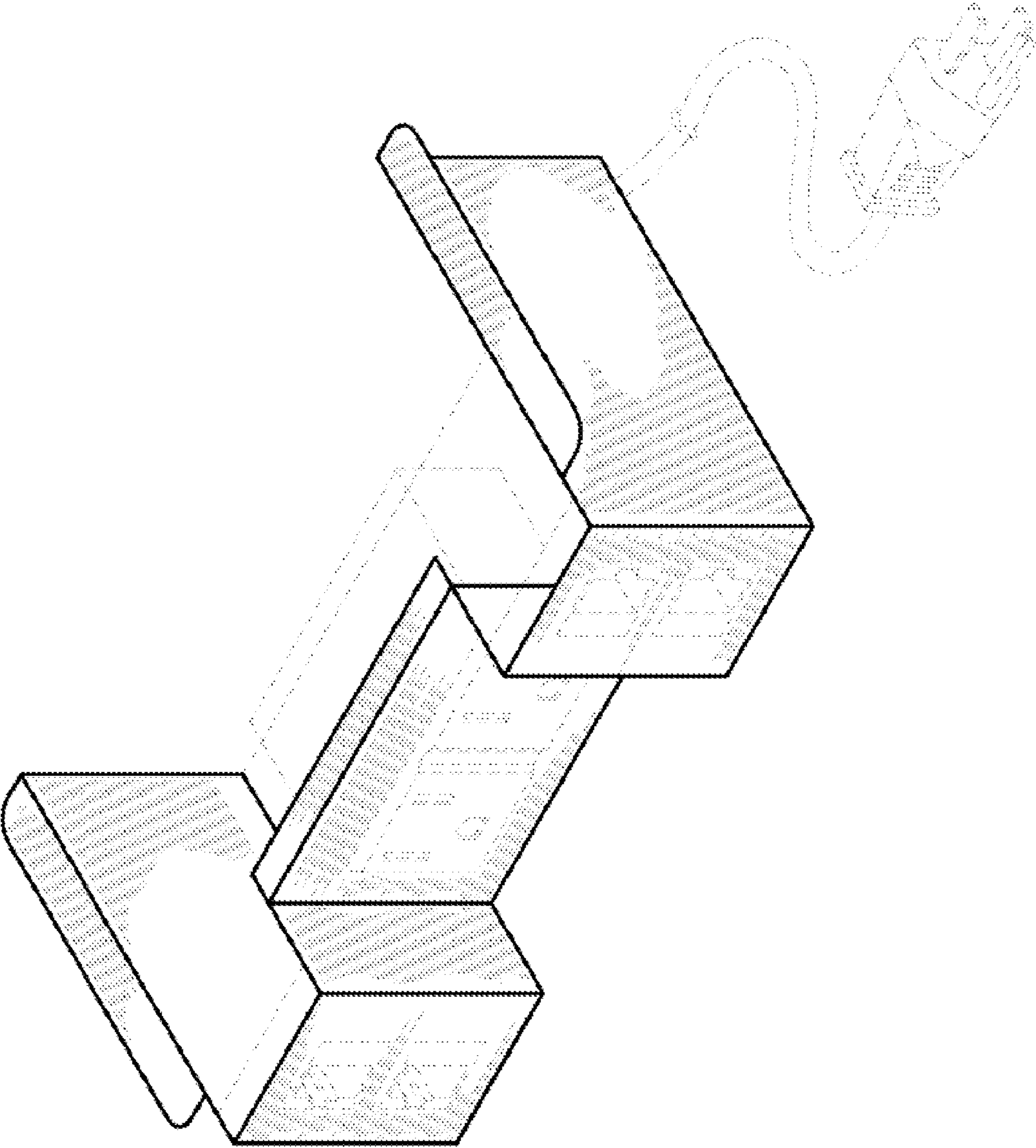


FIG.1

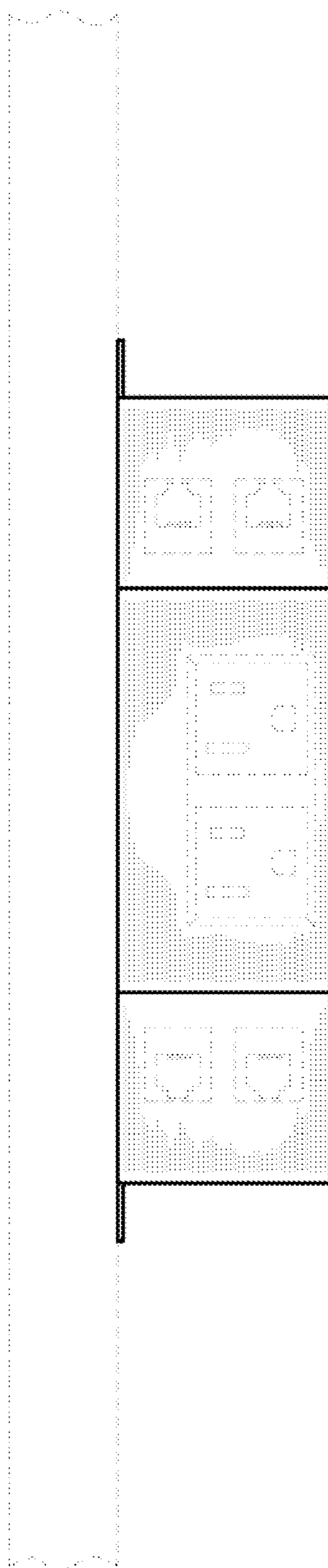


FIG.2




FIG. 3

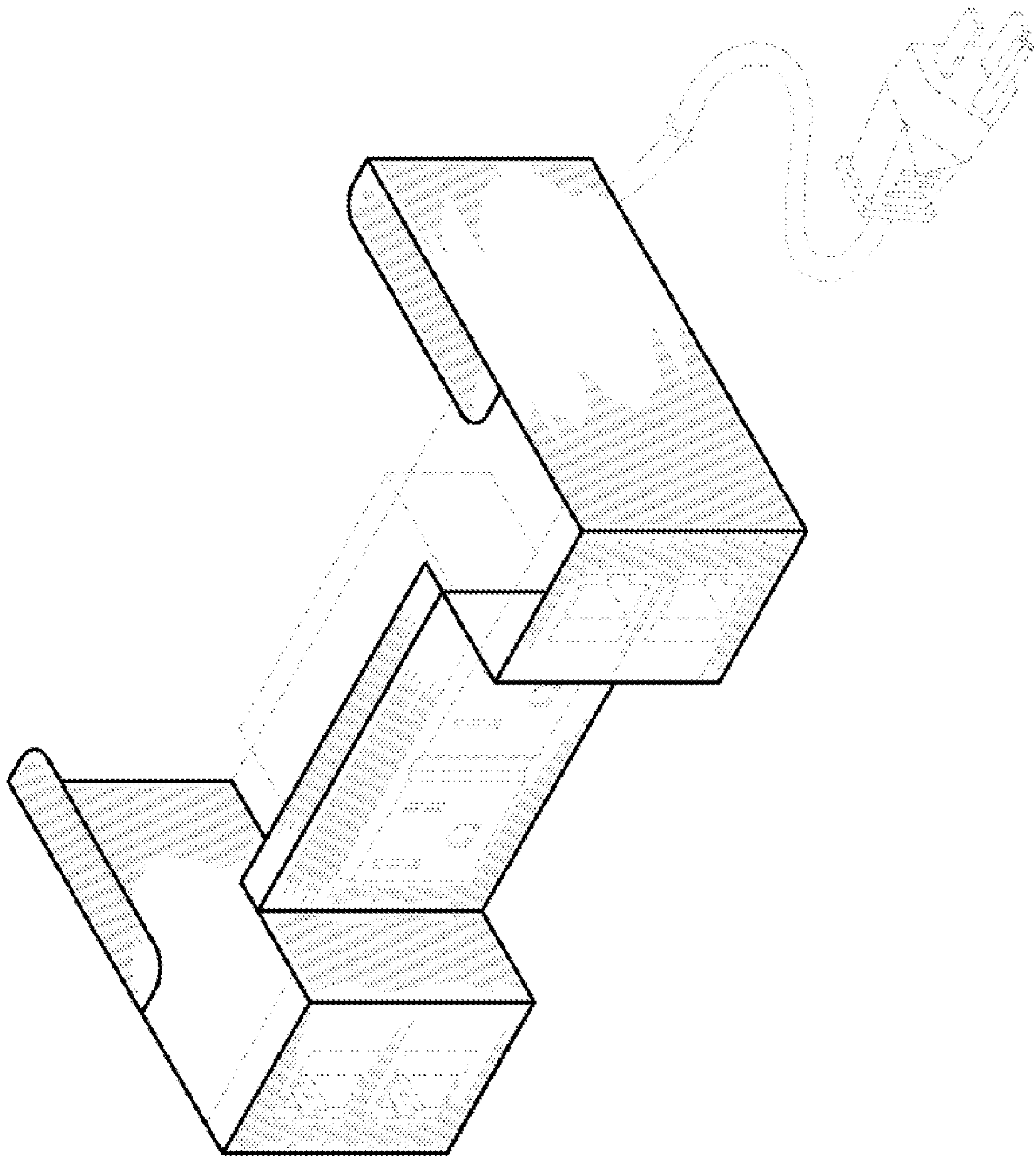


FIG.4

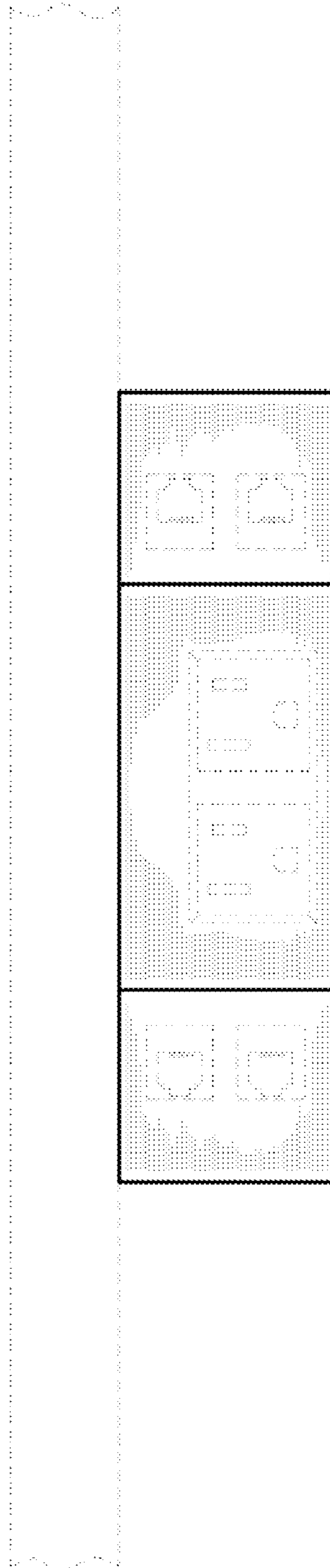


FIG.5




FIG.6