



US00D581356S

(12) **United States Design Patent**
Ahlgren

(10) **Patent No.:** **US D581,356 S**

(45) **Date of Patent:** **** Nov. 25, 2008**

(54) **BATTERY CHARGER**

(75) Inventor: **Lars Olov Ahlgren**, Fellingsbro (SE)

(73) Assignee: **CTEK Sweden AB**, Vikmanshyttan (SE)

(**) Term: **14 Years**

(21) Appl. No.: **29/317,044**

(22) Filed: **Apr. 22, 2008**

Related U.S. Application Data

(62) Division of application No. 29/267,149, filed on Oct. 6, 2006.

Foreign Application Priority Data

Apr. 7, 2006 (EM) 000509617-0001

(51) **LOC (8) Cl.** **13-02**

(52) **U.S. Cl.** **D13/107**

(58) **Field of Classification Search** D13/107-110,
D13/118-119, 184; D14/251, 253, 432,
D14/434; 320/107-115

See application file for complete search history.

(56) **References Cited**

U.S. PATENT DOCUMENTS

- 5,019,767 A * 5/1991 Shirai et al. 320/112
- D334,733 S 4/1993 Morgan et al.
- D340,909 S 11/1993 Ip
- D357,457 S 4/1995 Larson

- D375,483 S * 11/1996 Tashiro D13/110
- D375,936 S 11/1996 Palatov
- 5,847,541 A 12/1998 Hahn
- D488,159 S * 4/2004 Chung D14/433
- D527,343 S 8/2006 Navarrez et al.
- D537,410 S 2/2007 Yuen
- D555,590 S * 11/2007 Dong et al. D13/110
- D561,093 S * 2/2008 Sween et al. D13/110
- D561,094 S * 2/2008 Sween et al. D13/110

* cited by examiner

Primary Examiner—Jennifer Rivard

Assistant Examiner—Rosemary K Tarcza

(74) *Attorney, Agent, or Firm*—Young & Thompson

(57) **CLAIM**

The ornamental design for a battery charger, as shown.

DESCRIPTION

FIG. 1 is a top, front and side perspective view of a battery charger showing my new design;

FIG. 2 is a front elevational view thereof;

FIG. 3 is a side elevational view thereof from the left of FIG. 2;

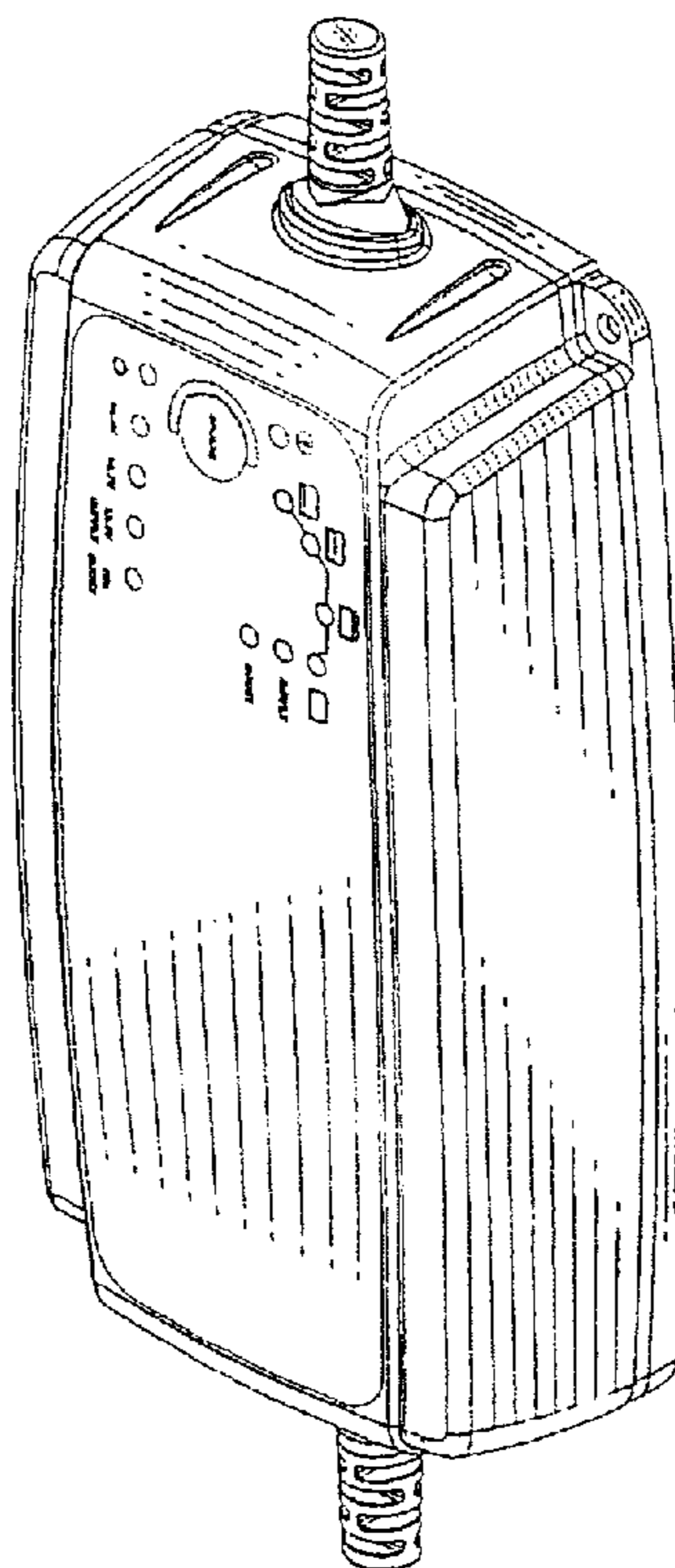
FIG. 4 is a side elevational view thereof from the right of FIG. 2;

FIG. 5 is a rear elevational view thereof;

FIG. 6 is a top plan view thereof; and,

FIG. 7 is a bottom plan view thereof.

1 Claim, 5 Drawing Sheets



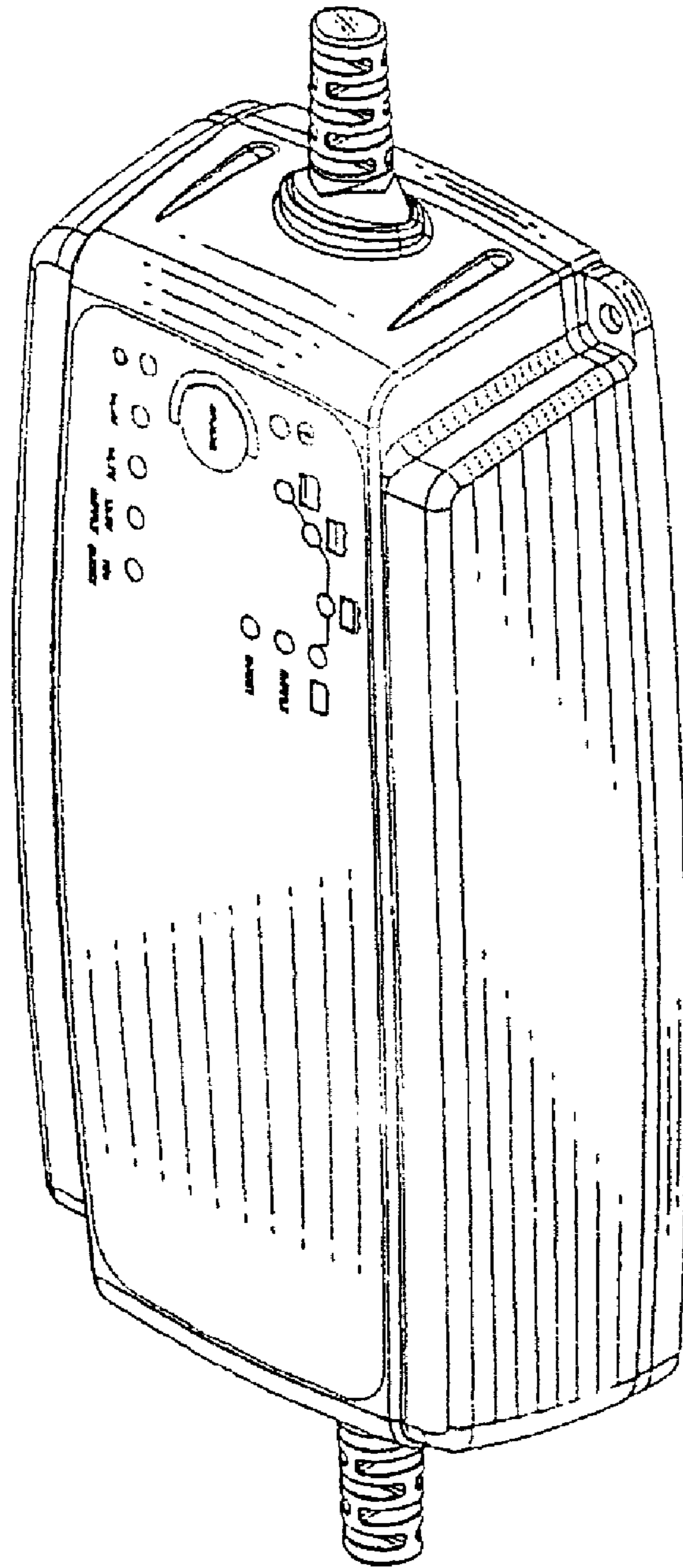


FIG. 1

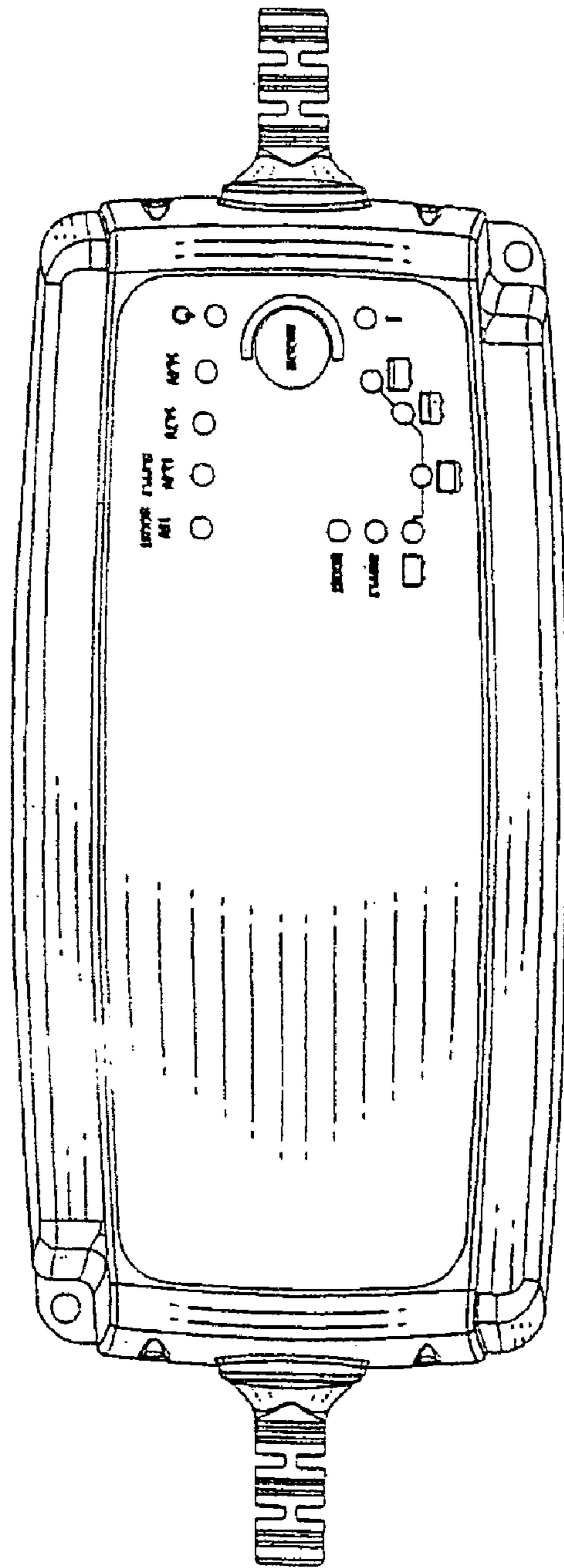


FIG. 2




FIG. 3

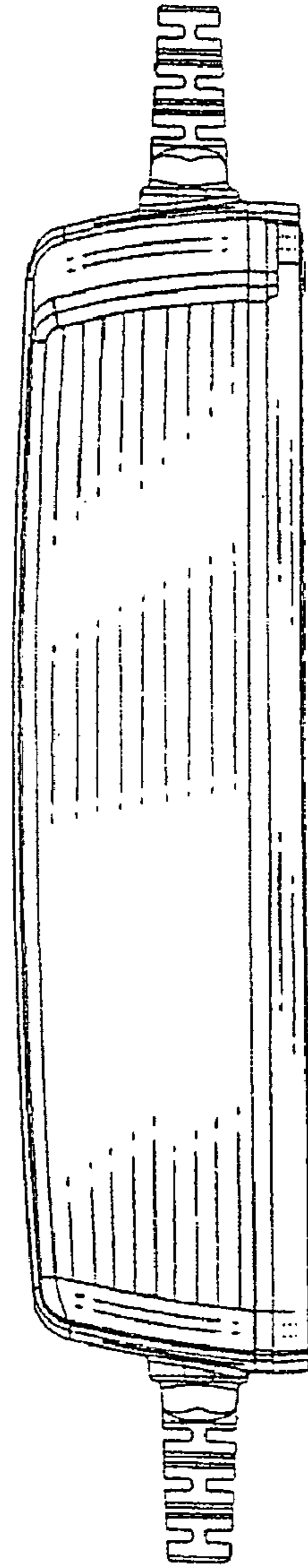


FIG. 4




FIG. 5

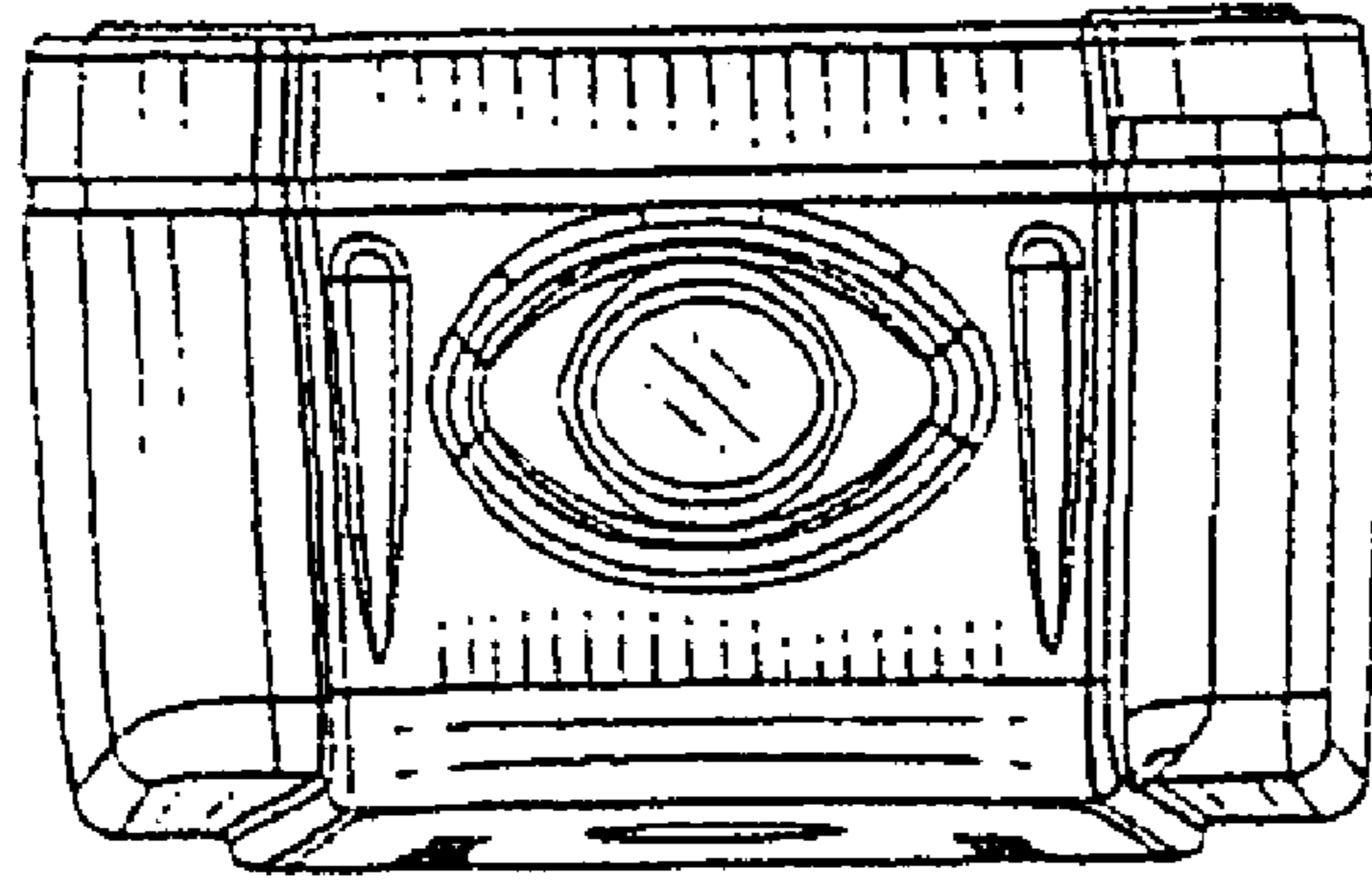


FIG. 6

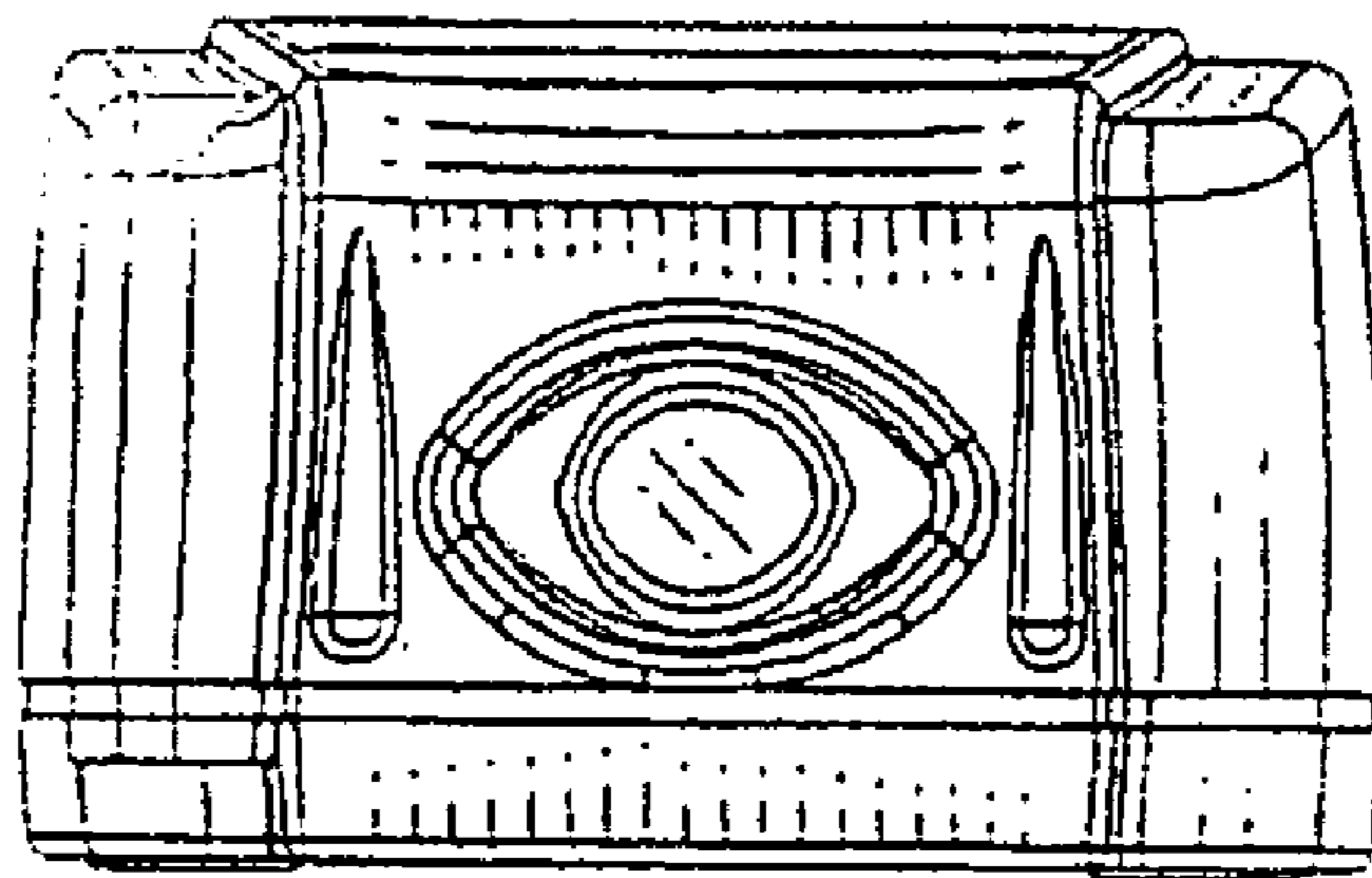


FIG. 7